

2006



ERIE COUNTY BUDGET

ERIE COUNTY, NEW YORK

BOOK B

JOEL A. GIAMBRA


ERIE COUNTY EXECUTIVE

KENNETH J. VETTER

DIRECTOR OF
BUDGET, MANAGEMENT & FINANCE

ERIE COUNTY LEGISLATURE

Adopted as Amended on November 23, 2005



Alphabetical Reference

	<u>Page</u>
Capital Budget	245
Central Police Services Grants	7
Children with Special Needs – Grants	116
County Executive - Community Development Fund Grants	183
Debt Management	271
Debt Service Fund	272
District Attorney Grants	18
Environment and Planning - Community Development Fund Grants	179
Erie County Home	242
Erie County Medical Center	237
Erie County Medical Center Healthcare Network	236
Health Grants	121
Law Grants	5
Library Grants	186
Mental Health Grants	73
Probation Grants	39
Senior Services Grants	77
Sewer Fund	201
Sheriff – Jail Management Division Grants	61
Social Services Grants	63
2006 Budget Resolutions	R-1
Youth Bureau Grants	112

Table of Contents

	<u>Page</u>		<u>Page</u>
Grant Fund			
Appropriations/Revenues			
Summary of Grant Fund - Appropriations and Revenues	1	Sewer District #1, 4, & 5 Appropriations and Revenues	203
Law	5	Sewer District #2 Appropriations and Revenues	210
Central Police Services	7	Southtowns Sewage Treatment Agency and Sewer District #3 Appropriations and Revenues	216
District Attorney	18	Sewer District #6 Appropriations and Revenues	225
Probation	39	Sewerage Management Division	230
Sheriff – Jail Management	61		
Social Services	63		
Mental Health	73		
Senior Services	77		
Youth Bureau	112		
Children with Special Needs	116		
Health	121		
Environment & Planning – Community Development Fund	179		
County Executive – Community Development Fund	183		
Library	186		
Sewer Fund Appropriations/Revenues			
Sewer Districts - Description	201		
		Enterprise Fund	
		Appropriations/Revenues	
		Erie County Medical Center Healthcare Network	
		Organizational Chart	236
		Erie County Medical Center Appropriations/Revenues	
		Organizational Chart	237
		Appropriations	238
		Revenues	239

	<u>Page</u>		<u>Page</u>
Erie County Home Appropriations/Revenues		Calculation of Total Net Indebtedness	295
Organizational Chart	242	Net Bonded Debt Per Capita	296
Appropriations	243	Net Bonded Debt Per Equalized Full Valuation	297
Revenues	244	Index	299
2006 Capital Budget		Budget Resolutions	
Introduction	245	2006 Budget Resolutions	R-1
2006 Capital Program	248		
2006 Capital Budget	252		
Project Descriptions			
Summary of 2006-2011 Capital Improvement Projects	260		
Debt Service Schedule			
Debt Service Fund			
Appropriations/Revenues			
Debt Management	271		
Debt Service Fund	272		
General Fund Debt Service	284		
Library Fund Debt Service	290		
Erie County Medical Center	291		
Debt Service			
Erie County Home Debt Service	291		
Sewer Fund Debt Service	292		
Recap of Bonded Debt Service	294		

ABOUT BOOK "B"

The line-item budgets contained in this separate budget document are organized into five major sections covering all special funds included in the 2006 Adopted Budget.

The first section provides line-item appropriation and revenue detail for the county's 2006 grants, and contains grant budgets for each department. Grants are budgeted in a separate fund, the Grant Fund, which is not a part of the county's operating budget. County share portions of grant budgets are, however, included as interfund expenditures in each department's operating budget.

The grant budget information for each department contained in Book "B" includes a brief description of each grant, as well as line-item appropriation and revenue detail. Personal services information includes historical data similar to that included in the operating budget. Appropriation detail is included only for the 2006 requested, recommended and adopted amounts. Estimated revenues for each grant, listed by account, follow the project's appropriation detail. Revenue detail is included only for the 2006 requested, recommended and adopted amounts for each grant.

The second section covers various sewer districts and the Division of Sewage Management in the county's self-supporting Sewer Fund. It provides a brief description of each entity's operations and a detailed

budget. Appropriation and revenue detail is included for 2003 and 2004 actual amounts, the current year adopted and adjusted budgets and the 2006 requested, recommended and adopted amounts.


The sewer districts and the Sewer Fund are self-supporting and are not a part of the county's operating budget. To the extent that General Fund departments provide services to the Sewer Districts, interfund revenues are budgeted in the General Fund departments.

The third section provides line-item appropriation and revenue detail for the Erie County Medical Center and the Erie County Home, which are part of the Enterprise Fund. The format is the same as that included in Book "A" for the General Fund departments. The Erie County Medical Center Healthcare Network (ECMC) became a Public Benefit Corporation in 2004. The new ECMC is fully independent and no longer is part of the County's Enterprise Fund.

The fourth section includes the 2006 Adopted Capital Budget and the 2006-2011 Capital Improvement Program. Information provided in this section includes project descriptions, location of projects, total project cost and 2006 capital budget allocations for each project. Also included are detailed schedules for each department showing recommended projects and project expenditures for the six-year capital program period.

The fifth section covers the Debt Service Fund, which is a part of the county's total operating budget. The section begins with explanations of the county's debt management policies and the purposes of the Debt Service Fund, the types of expenditures paid out of the fund, and its sources of revenue. This introduction is followed by schedules showing line-item appropriation and revenue detail. Information is provided for 2003 and 2004 actual revenues and expenditures, the current year adopted and adjusted budgets, and the 2006 requested, recommended and adopted amounts. The section concludes with schedules showing the county's outstanding debt and debt service payment requirements for each fund and each issue. Also provided are a statement of the county's bonded indebtedness and a calculation of the county's total net indebtedness.

The index for Book B is followed by budget resolutions which pertain to implementation of the 2006 Budget.



GRANT FUND APPROPRIATIONS/ REVENUES

SUMMARY OF GRANT FUND - APPROPRIATIONS AND REVENUES

Grant Title	Total Appropriation	Federal Aid	State Aid	Interfund Revenue	Other Source	County Share
Law						
Aid to Localities - Indigent Defense Program	254,003		254,003			
Anti-Drug Abuse	153,770		153,770			
Total Department	407,773		407,773			
Central Police Services						
Aid to Crime Labs Program	348,933		239,514			109,419
Aid to Localities - Laboratory Funding	488,762		258,245			230,517
Child Car Seat Grant	14,850		14,850			
Points of Entry Drug Interdiction	80,953		45,100			35,853
Traffic Safety	83,933		81,256			2,677
Total Department	1,017,431		638,965			378,466
District Attorney						
Aid to Prosecution Program	1,407,620		670,815			736,805
BE SAFE Program	383,000	383,000				
Crimes Against Revenue Program	154,000		154,000			
Drug Court Program	85,583		70,000			15,583
Motor Vehicle Theft & Insurance Fraud Prevention	208,062		180,000			28,062
Operation Impact Program	983,776		983,776			
Project Safe Neighborhoods	76,970	76,970				
Stop Violence Against Women Program	136,296		60,000			76,296
Victim/Witness Assistance Program	367,760		255,200			112,560
Total Department	3,803,067	459,970	2,373,791			969,306
Probation						
ATI - Pre-Trial Services Program	305,306		126,300			179,006
ATI - Community Service Sentencing Pgm	210,189		53,400			156,789
ATI - Women's Residential Resource Ctr	8,000		4,000			4,000
Crime Victim's Board	40,100		40,100			
Domestic Violence Grant	690,259	690,259				
Intensive Supervision Program	313,345		278,000			35,345
Juvenile Accountability Incentive Block Grant	63,197		63,197			
Juvenile Intensive Supervision	378,665		235,100			143,565
Mental Health / Juvenile Justice Diversion	134,081		106,250			27,831
Project Safe Neighborhoods	82,389				82,389	
Shared Population	50,000		50,000			
Total Department	2,275,531	690,259	956,347		82,389	546,536

SUMMARY OF GRANT FUND - APPROPRIATIONS AND REVENUES

Grant Title	Total Appropriation	Federal Aid	State Aid	Interfund Revenue	Other Source	County Share
Jail Management						
High Impact Incarceration Program	90,000		90,000			
Total Department	90,000		90,000			
Department of Social Services						
Day Care Registration Program	1,121,104		1,121,104			
Energy Services Packaging Program	67,906		67,906			
Home Energy Assistance Program	36,728,205		36,728,205			
Medicaid Managed Care Grant	236,312		236,312			
New York Works Block Grant	959,840		959,840			
Total Department	39,113,367		39,113,367			
Mental Health Department						
Family Voices	2,306,934	2,257,052	49,882			
SPOA: Children's Intensive Community Services	2,153,736		2,153,736			
Total Department	4,460,670	2,257,052	2,203,618			
Senior Services						
Area Agency on Aging	1,687,224	1,407,424			38,800	241,000
Cash in Lieu of Commodity Foods	723,614	723,614				
Community Services for the Elderly Program	1,228,364		923,589		111,635	193,140
Congregate Dining Nutrition Program	2,276,434	1,343,199			789,025	144,210
Congregate Services Initiative (CSI)	68,702		51,456		4,378	12,868
Disease Prevention and Health Promotion Grant	116,209	104,472				11,737
Elder Abuse Prevention Ombudsman Pgm (Title VII)	42,051	42,051				
Elder Caregiver Support Program	808,701	579,940			15,000	213,761
Expanded In-Home Svcs for the Elderly Pgm	2,557,009		1,975,315		129,620	452,074
Hlth Insurance Info. Counseling & Assistance Pgm	27,413	27,413				
Home Delivered Nutrition Program	1,428,444	803,249			529,775	95,420
Hope for Elderly Independence Program	200,000	200,000				
Long Term Care Ombudsman Program (LTCOP)	42,051		42,051			
NYS Retired Senior Volunteer Program	11,632		11,632			
Retired Senior Volunteer Program (RSVP)	182,602	90,051			2,500	90,051
Senior Aides Program	1,113,841	985,090			44,751	84,000
Senior Community Service Employment	272,155	244,939			9,216	18,000
Supplemental Nutrition Assistance Program	1,256,182		734,481		521,701	
Weatherization Referral and Packaging Program SOFA	335,366	335,366				
Total Department	14,377,994	6,886,808	3,738,524		2,196,401	1,556,261

SUMMARY OF GRANT FUND - APPROPRIATIONS AND REVENUES

Grant Title	Total Appropriation	Federal Aid	State Aid	Interfund Revenue	Other Source	County Share
Youth Bureau						
Special Delinquency Prevention Program (SDPP)	365,593		336,293			29,300
Total Department	365,593		336,293			29,300
Children with Special Needs						
WIC Vendor Management	252,878		252,878			
Women, Infant & Children's Supplemental Nutrition	2,866,709		2,866,709			
Total Department	3,119,587		3,119,587			
Health Department						
AIDS Western Regional Training Grant	64,370		64,370			
Breast and Cervical Cancer Early Detection	69,149				69,149	
CDC Worksite Business Case	45,000		45,000			
Childhood Lead Poisoning Prevention Program	688,922		688,922			
DEA Toxic Death Study	10,000	10,000				
Eat Well/Play Hard Nutrition Program	80,000		80,000			
Enhanced Drinking Water Program	250,000		250,000			
Expanded Syringe Access Program	14,500		14,500			
Facilitated Enroll. Child/Fam Hlth Plus & Medicaid	320,227		320,227			
Healthy Heart Worksite Wellness	113,000		113,000			
Healthy Homes Initiative	418,363	418,363				
Healthy Neighborhoods Grant	277,637		277,637			
HIV Partner Notification Program	224,777		224,777			
Immunization Action Plan	145,420		145,420			
Laboratory Response Network	200,000		200,000			
Lead Elimination Action Program	215,963	215,963				
Lead Hazard	1,336,364	1,336,364				
Lead Outreach	393,065	393,065				
Medical Examiner Toxicology Lab Aid	99,310		99,310			
Medical Reserve Corps	59,316	59,316				
National Forensic Improvement Grant	28,423		28,423			
Partners for Prevention Program	319,289		319,289			
Public Health Campaign STD	124,246		124,246			
Public Health Campaign TB	305,447		305,447			
Public Health Preparedness Response to Bioterrorism	1,292,650		1,292,650			
Systems Approach - Reduce Burden/Asthma	180,000		180,000			
WNY Coalition for Diabetes Prevention	50,000		50,000			
Women's Health Services	1,805,580		490,674		1,314,906	
Youth Tobacco Enforcement & Prevention Grant	270,000		260,000		10,000	
Total Department	9,401,018	2,433,071	5,573,892		1,394,055	

SUMMARY OF GRANT FUND - APPROPRIATIONS AND REVENUES

Grant Title	Total Appropriation	Federal Aid	State Aid	Interfund Revenue	Other Source	County Share
Environment & Planning						
Community Development Block Grant	5,457,014	4,675,960			781,054	
Community Development Operations	1,331,628			1,331,628		
Total Department	6,788,642	4,675,960		1,331,628	781,054	
County Executive						
Office of Workforce Development	183,995	183,995				
Total Department	183,995	183,995				
Library						
Central Library Book Aid	71,500		71,500			
Central Library Development Aid	304,085		304,085			
Continuity of Service	50,000		50,000			
Coordinated Outreach Program	166,535		166,535			
Library Services to County Correctional Facilities	8,511		8,511			
Library Services to State Correctional Facilities	39,942		39,942			
NYS Library System Automation Grant Non-Competitive	76,500		76,500			
Total Department	717,073		717,073			
Total Grant Funds	86,121,741	17,587,115	59,269,230	1,331,628	4,453,899	3,479,869

LAW-GRANTS

AID TO LOCALITIES - INDIGENT DEFENSE

This grant project is a continuation of an existing grant for the entitlement period 4/1/06 to 3/31/07. The purpose of this state grant is to provide local assistance funds to county criminal justice programs. The Department of Law will use these grant funds to provide public defender services to indigent persons through contracts with the Legal Aid Bureau of Buffalo, Inc., and the Erie County Bar Association. The grant is 100 percent funded by New York State.

Total Appropriation	\$	254,003
Federal Share		—
State Share	\$	254,003
County Share		—

ANTI-DRUG ABUSE GRANT

This grant is a continuation of an existing grant for the entitlement period 4/1/06 to 3/31/07. The purpose of this grant is to provide funding for defense programs that serve to expedite the processing of drug cases for indigent defendants charged with narcotics related felonies. Federal funds are allocated to Erie County through New York State initiatives.

Total Appropriation	\$	153,770
Federal Share		—
State Share	\$	153,770
County Share		—

COUNTY OF ERIE

Fund:	281	2006	2006	2006
Department:	Law	Department	Executive	Legislative
Grant:	Aid to Localities - Indigent Defense Program	Request	Recommended	Adopted

Appropriations

516010	Legal Aid Bureau	101,602	101,602	101,602
516010	EC Bar Association	152,401	152,401	152,401
Total Appropriation		254,003	254,003	254,003

Revenue

409000	State Aid Revenues	254,003	254,003	254,003
Total Revenue		254,003	254,003	254,003

Fund:	281	2006	2006	2006
Department:	Law	Department	Executive	Legislative
Grant:	Anti-Drug Abuse	Request	Recommended	Adopted

Appropriations

516010	Legal Aid Bureau	153,770	153,770	153,770
Total Appropriation		153,770	153,770	153,770

Revenue

409000	State Aid Revenues	153,770	153,770	153,770
Total Revenue		153,770	153,770	153,770

CENTRAL POLICE SERVICES-GRANTS

AID TO LOCALITIES - LABORATORY ACCREDITATION GRANT

This grant is intended to assist the Central Police Services Forensic Laboratory in maintaining New York State accreditation, which is required by State Executive Law. The entitlement period is 4/1/05 to 9/15/06. The program is funded by New York State.

Total Appropriation	\$	488,762
Federal Share		—
State Share	\$	258,245
County Share	\$	230,517

AID TO CRIME LABS PROGRAM

This project is a continuation of an existing grant for the entitlement period 4/1/06 to 3/31/07. The general purpose of this state grant program is to provide local assistance funding to local crime labs. The Central Police Services Forensic Laboratory is the recipient of grant funds which are used to provide crime laboratory services to the police agencies of Erie County. This includes the scientific analysis of physical evidence and the presentation of laboratory findings in court cases as required.

Total Appropriation	\$	348,933
Federal Share		—
State Share	\$	239,514
County Share	\$	109,419

POINTS OF ENTRY DRUG INTERDICTION

This project targets interrupting the supply of illegal drugs into Erie County. Four agencies have formed an alliance for the purpose of coordinating and consolidating specific law and laboratory functions to reduce illegal drugs at the point where they enter the community. The effective period of the grant is 7/1/05 to 6/30/06.

Total Appropriation	\$	80,953
Federal Share		—
State Share	\$	45,100
County Share	\$	35,853

TRAFFIC SAFETY GRANT

The Traffic Safety Grant coordinates and leads efforts to address traffic safety issues by concentrating on general traffic safety issues which include seat belt usage, bicycle safety and pedestrian safety. A multi-faceted education program is used. Federal funding is received for this grant which is administered through the Governor's Traffic Safety Committee (New York State Department of Motor Vehicles). This grant applies to the time period of 10/1/06 to 9/30/07 and is submitted for renewal on a yearly basis.

Total Appropriation	\$	83,933
Federal Share		—
State Share	\$	81,256
County Share	\$	2,677

CHILD CAR SEAT GRANT

The Child Car Seat Grant coordinates and leads efforts to address traffic safety issues by concentrating on child passenger car seats. A multi-faceted education program is used which includes training of child passenger car seat technicians. In addition child passenger car seats checks are scheduled to insure proper installation of car seats. The grant also provides car seats for low income families or will replace faulty car seats when discovered. Federal funding is received for this grant which is administered through the Governor's Traffic Safety Committee (New York State Department of Motor Vehicles). This grant applies to the time period of 10/1/06 to 9/30/07 and is submitted for renewal on a yearly basis.

Total Appropriation	\$	14,850
Federal Share		—
State Share	\$	14,850
County Share		—

2006 Budget Estimate - Summary of Personal Services

Fund Center: 16500

Central Police Services

Job	Prior Year 2004		Current Year 2005		----- Ensuing Year 2006 -----						Remarks
Group	No:	Salary	No:	Salary	No:	Dept-Req	No:	Exec-Rec	No:	Leg-Adopt	

Grant Name Aid to Localities - Laboratory Funding

Cost Center 1650040 Forensic Laboratory

Full-time	Positions											
1	ASSISTANT DIRECTOR LAW ENF FORENCIS LAB	14	1	\$74,928	1	\$76,425	1	\$78,853	1	\$78,853	1	\$78,853
2	FORENSIC CHEMIST (CPS)	12	1	\$51,434	1	\$55,280	1	\$59,259	1	\$59,259	1	\$59,259
3	FORENSIC SEROLOGIST	12	3	\$162,585	3	\$168,663	3	\$173,709	3	\$173,709	3	\$173,709
4	FIREARMS TECHNICIAN	08	1	\$39,272	0	\$0	0	\$0	0	\$0	0	\$0
5	EVIDENCE CLERK	06	2	\$66,242	1	\$33,775	1	\$35,152	1	\$35,152	1	\$35,152
Total:		8		\$394,461	6	\$334,143	6	\$346,973	6	\$346,973	6	\$346,973

Grant Summary Totals

Full-time:	8	\$394,461	6	\$334,143	6	\$346,973	6	\$346,973	6	\$346,973
Grant Totals:	8	\$394,461	6	\$334,143	6	\$346,973	6	\$346,973	6	\$346,973

COUNTY OF ERIE

Fund:	281		2006	2006	2006
Department:	Central Police Services		Department	Executive	Legislative
Grant:	Aid to Localities - Laboratory Funding		Request	Recommended	Adopted
<hr/>					
Appropriations					
500000	Full Time - Salaries		346,973	346,973	346,973
502000	Fringe Benefits		138,789	138,789	138,789
510100	Out Of Area Travel		3,000	3,000	3,000
	Total Appropriation		488,762	488,762	488,762
 Revenue					
409000	State Aid Revenues		258,245	258,245	258,245
479000	County Share Contribution		230,517	230,517	230,517
	Total Revenue		488,762	488,762	488,762

2006 Budget Estimate - Summary of Personal Services

Fund Center: 16500

Central Police Services

Job Group	Prior Year 2004 No: Salary	Current Year 2005 No: Salary	----- Ensuing Year 2006 -----				Remarks
			No: Dept-Req	No: Exec-Rec	No: Leg-Adopt		

Grant Name Aid to Crime Labs Program
Cost Center 1650040 Forensic Laboratory

Full-time	Positions											
1	FIREARMS TECHNICAL LEADER	13	1	\$65,410	1	\$68,274	1	\$69,638	1	\$69,638	1	\$69,638
2	SENIOR FORENSIC CHEMIST	13	1	\$66,934	1	\$68,274	1	\$70,429	1	\$70,429	1	\$70,429
3	SENIOR FORENSIC SEROLOGIST	13	1	\$56,293	1	\$60,526	1	\$63,315	1	\$63,315	1	\$63,315
4	SENIOR EVIDENCE CLERK	08	1	\$44,075	1	\$44,957	1	\$45,856	1	\$45,856	1	\$45,856
5	SENIOR CLERK-TYPIST	04	1	\$24,109	0	\$0	0	\$0	0	\$0	0	\$0
Total:		5		\$256,821	4	\$242,031	4	\$249,238	4	\$249,238	4	\$249,238

Grant Summary Totals

Full-time:	5	\$256,821	4	\$242,031	4	\$249,238	4	\$249,238	4	\$249,238
Grant Totals:	5	\$256,821	4	\$242,031	4	\$249,238	4	\$249,238	4	\$249,238

COUNTY OF ERIE

Fund:	281		2006	2006	2006
Department:	Central Police Services		Department	Executive	Legislative
Grant:	Aid to Crime Labs Program		Request	Recommended	Adopted
<hr/>					
Appropriations					
500000	Full Time - Salaries		249,238	249,238	249,238
502000	Fringe Benefits		99,695	99,695	99,695
	Total Appropriation		348,933	348,933	348,933
 Revenue					
409000	State Aid Revenues		239,514	239,514	239,514
479000	County Share Contribution		109,419	109,419	109,419
	Total Revenue		348,933	348,933	348,933

2006 Budget Estimate - Summary of Personal Services

Fund Center: 16500

Central Police Services

Fund Center: 16500		Job		Prior Year 2004		Current Year 2005		----- Ensuing Year 2006 -----				Remarks	
Central Police Services		Group	No:	Salary	No:	Salary	No:	Dept-Req	No:	Exec-Rec	No:		Leg-Adopt
Grant Name	Points of Entry Drug Interdiction												
Cost Center	1650040 Forensic Laboratory												
Full-time		Positions											

1 FORENSIC CHEMIST (CPS)		12	1	\$51,434	1	\$55,280	1	\$57,824	1	\$57,824	1	\$57,824	
Total:		1		\$51,434	1	\$55,280	1	\$57,824	1	\$57,824	1	\$57,824	
<u>Grant Summary Totals</u>													
Full-time:		1		\$51,434	1	\$55,280	1	\$57,824	1	\$57,824	1	\$57,824	
Grant Totals:		1		\$51,434	1	\$55,280	1	\$57,824	1	\$57,824	1	\$57,824	

COUNTY OF ERIE

Fund:	281		2006	2006	2006
Department:	Central Police Services		Department	Executive	Legislative
Grant:	Points of Entry Drug Interdiction		Request	Recommended	Adopted
<hr/>					
Appropriations					
500000	Full Time - Salaries		57,824	57,824	57,824
502000	Fringe Benefits		23,129	23,129	23,129
	Total Appropriation		80,953	80,953	80,953
Revenue					
409000	State Aid Revenues		45,100	45,100	45,100
479000	County Share Contribution		35,853	35,853	35,853
	Total Revenue		80,953	80,953	80,953

2006 Budget Estimate - Summary of Personal Services

Fund Center: 16500

Central Police Services

Fund Center: 16500		Job	Prior Year 2004		Current Year 2005		----- Ensuing Year 2006 -----						
Central Police Services		Group	No:	Salary	No:	Salary	No:	Dept-Req	No:	Exec-Rec	No:	Leg-Adopt	Remarks
Grant Name	Committee Traffic Safety (Circle of Safety) Pgm												
Cost Center	1650060 Traffic Safety/STOP DWI												
Full-time	Positions												
1 ASSISTANT PROJECT COORDINATOR-TRAFFIC		10	1	\$51,463	1	\$52,493	1	\$53,543	1	\$53,543	1	\$53,543	
Total:			1	\$51,463	1	\$52,493	1	\$53,543	1	\$53,543	1	\$53,543	

Grant Summary Totals

Full-time:	1	\$51,463	1	\$52,493	1	\$53,543	1	\$53,543	1	\$53,543
Grant Totals:	1	\$51,463	1	\$52,493	1	\$53,543	1	\$53,543	1	\$53,543

COUNTY OF ERIE

Fund:	281		2006	2006	2006
Department:	Central Police Services		Department	Executive	Legislative
Grant:	Traffic Safety		Request	Recommended	Adopted
<hr/>					
Appropriations					
500000	Full Time - Salaries		53,543	53,543	53,543
502000	Fringe Benefits		21,417	21,417	21,417
505000	Office Supplies		1,000	1,000	1,000
510000	Local Mileage Reimbursement		1,250	1,250	1,250
510100	Out Of Area Travel		2,000	2,000	2,000
510200	Training and Education		100	100	100
530000	Other		3,523	3,523	3,523
545000	Rental Charges		1,100	1,100	1,100
	Total Appropriation		83,933	83,933	83,933
Revenue					
409000	State Aid Revenues		81,256	81,256	81,256
479000	County Share Contribution		2,677	2,677	2,677
	Total Revenue		83,933	83,933	83,933

COUNTY OF ERIE

Fund:	281		2006	2006	2006
Department:	Central Police Services		Department	Executive	Legislative
Grant:	Child Car Seat Grant		Request	Recommended	Adopted
<hr/>					
Appropriations					
505000	Office Supplies		250	250	250
505400	Food & Kitchen Supplies		250	250	250
505800	Medical & Health Supplies		10,600	10,600	10,600
516020	Professional Service Contracts and Fees		2,000	2,000	2,000
530000	Other Expenses		1,750	1,750	1,750
	Total Appropriation		14,850	14,850	14,850
Revenue					
409000	State Aid Revenues		14,850	14,850	14,850
	Total Revenue		14,850	14,850	14,850

DISTRICT ATTORNEY-GRANTS

AID TO PROSECUTION

This project is a continuation of an existing grant for the entitlement period 4/1/06 to 3/31/07. The purpose of this state grant is to provide funding for increased effectiveness in prosecuting serious, violent crimes. Assistant District Attorneys and support staff are assigned to provide specialized, expedient and efficient prosecution of serious, violent and repeat felony offender cases. Studies have shown that a disproportionate number of crimes are committed by a small cohort of "career criminals". Targeting these felons with vigorous prosecution should result in long-term incarceration which is an effective means of significantly reducing crime.

Total Appropriation	\$ 1,407,620
Federal Share	—
State Share	\$ 670,815
County Share	\$ 736,805

BE-SAFE

This project is a continuation of an existing grant for the entitlement period of 10/1/06 to 9/30/07. BE-SAFE is designed to develop a comprehensive approach and strengthen multi-disciplinary cooperation between the District Attorney's Office, probation, law enforcement and victim services to ensure the safety of domestic violence victims. Investigative resources of the District Attorney's Office and victim assistance are strengthened, and needs/safety assessments and referrals provided. BE-SAFE improves both the prosecutorial and investigative skills by providing training and education.

Total Appropriation	\$ 383,000
Federal Share	\$ 383,000
State Share	—
County Share	—

CRIMES AGAINST REVENUE PROGRAM

This project is a continuation of a grant, which was new to the District Attorney's Office in 2005, and is for the entitlement period 7/1/06 to 6/30/07. The program is designed to establish and enhance the investigation and prosecution of those who violate sales and income tax laws as well as those who commit white-collar crimes and fraud. The District Attorney's Office will be working with both the New York State Department of Taxation as well as the United States Attorney's Office in order to reclaim lost revenue and increase voluntary compliance with applicable laws.

Total Appropriation	\$ 154,000
Federal Share	—
State Share	\$ 154,000
County Share	—

DRUG COURT PROGRAM

This project is a continuation of a grant, which was new to the District Attorney's Office in 2005, and is for the entitlement period 7/1/06 to 6/30/07. The mission of the Drug Court is to intervene in the criminal justice continuum as early as possible for the purpose of identifying, screening and referring substance-abusing offenders to treatment. Through treatment and the closely managed community reintegration process, drug court aims to break the cycle of addiction, criminality, arrest, prosecution, conviction, incarceration, release, relapse, associated criminality and re-arrest.

Total Appropriation	\$ 85,583
Federal Share	—
State Share	\$ 70,000
County Share	\$ 15,583

MOTOR VEHICLE THEFT AND INSURANCE FRAUD PREVENTION

This project is a continuation of an existing grant for the entitlement period of 3/1/06 to 2/28/07. The purpose of this grant is to support programs designed to detect, prevent, deter and reduce automobile theft and insurance fraud. Aggressively investigating and prosecuting perpetrators of motor vehicle theft and insurance fraud should reduce the number of motor vehicles stolen, stripped and abandoned, as well as increase community awareness of the prevalence of this issue.

Total Appropriation	\$	208,062
Federal Share		—
State Share	\$	180,000
County Share	\$	28,062

OPERATION IMPACT

This project is the continuation of an existing grant for the entitlement period 7/1/06 to 6/30/07. OPERATION IMPACT (Integrated Municipal Police Anti-Crime Teams) is part of a comprehensive strategy to reduce crime in New York State. Through improved coordination among federal, state and local law enforcement, this program attacks violent street crime and addresses illegal guns, gangs and drugs. The Buffalo Police Department is a partner of the Erie County District Attorney's Office under this grant program.

Total Appropriation	\$	983,776
Federal Share		—
State Share	\$	983,776
County Share		—

PROJECT SAFE NEIGHBORHOODS

This project is a continuation of a grant, which was new to the District Attorney's Office in 2005, and is for the entitlement period 7/1/06 to 6/30/07. This is a federal program designed to investigate and prosecute juvenile offenders between the ages of fourteen and twenty-six for weapons possessions and violent crimes. The strategy relies on the coordination and partnership of the Erie County District Attorney's Office and the Buffalo Police Department.

Total Appropriation	\$	76,970
Federal Share	\$	76,970
State Share		—
County Share		—

S.T.O.P. VIOLENCE AGAINST WOMEN

This project is a continuation of an existing grant for the entitlement period 10/1/06 to 9/30/07. The purpose of this grant is to screen, evaluate and prosecute domestic violence and sexual assault felonies, particularly those arising out of the mandatory arrest provisions in the Criminal Procedure Law and the new felony contempt sections of the New York Penal Law. Additional components include the development of policies, protocols and training for prosecutors and police.

Total Appropriation	\$	136,296
Federal Share		—
State Share	\$	60,000
County Share	\$	76,296

VICTIM/WITNESS ASSISTANCE PROGRAM

This project is a continuation of an existing grant for the entitlement period 10/1/06 to 9/30/07. The Victim/Witness Assistance Program provides supportive services to victims and witnesses of crimes in Erie County. Included are human service referral and follow-up, aid in applying for compensation, community education and information. It also provides the victims and/or witnesses with assistance during unfamiliar and sometimes intimidating legal proceedings.

Total Expense	\$	379,260
Interdepartmental Billing	\$	(11,500)
Total Appropriation	\$	367,760
Federal Share		—
State Share	\$	255,200
County Share	\$	112,560

2006 Budget Estimate - Summary of Personal Services

Fund Center: 11400

District Attorney

Job Group	Prior Year 2004 No: Salary	Current Year 2005 No: Salary	----- Ensuing Year 2006 -----				No: Leg-Adopt	Remarks
			No: Dept-Req	No: Exec-Rec	No: Leg-Adopt			

Grant Name Aid to Prosecution Program
Cost Center 1140050 Special Programs

Full-time Positions

1 DEPUTY DISTRICT ATTORNEY-CAPITAL PUNISH	18	1	\$107,286	0	\$0	0	\$0	0	\$0	0	\$0
2 DEPUTY DISTRICT ATTY - CAP. PUNISHMENT	18	0	\$0	1	\$80,055	1	\$85,005	1	\$85,005	1	\$85,005
3 SENIOR CHIEF MAJOR VIOLENT OFFENSE BUR	17	1	\$100,506	1	\$102,767	1	\$102,767	1	\$102,767	1	\$102,767
4 SENIOR CHIEF OF FELONY NARCOTICS BUREA	17	1	\$98,247	1	\$98,247	1	\$98,812	1	\$98,812	1	\$98,812
5 SR CH MAJOR OFFENSE PROS BUREAU	17	1	\$100,506	1	\$100,506	1	\$101,071	1	\$101,071	1	\$101,071
6 ASSISTANT CHIEF MAJOR OFFENSE PROS BUR	15	1	\$79,007	1	\$79,007	1	\$80,396	1	\$80,396	1	\$80,396
7 ASSISTANT DISTRICT ATTORNEY III	14	4	\$231,326	4	\$257,778	4	\$264,388	4	\$264,388	4	\$264,388
8 ASSISTANT DISTRICT ATTORNEY II	13	1	\$45,831	1	\$51,696	1	\$51,696	1	\$51,696	1	\$51,696
9 TARGET CRIME INITIATIVE CASE COORDINATO	12	1	\$62,512	1	\$43,996	1	\$48,462	1	\$48,462	1	\$48,462
10 CONFIDENTIAL CRIMINAL INVESTIGATOR	10	2	\$95,980	2	\$97,898	2	\$100,460	2	\$100,460	2	\$100,460
11 LEGAL STENOGRAPHER	06	1	\$37,536	1	\$38,287	1	\$39,254	1	\$39,254	1	\$39,254
12 CLERK TYPIST	01	1	\$24,128	1	\$25,513	1	\$26,703	1	\$26,703	1	\$26,703
Total:	15		\$982,865	15	\$975,750	15	\$999,014	15	\$999,014	15	\$999,014

Grant Summary Totals

Full-time:	15	\$982,865	15	\$975,750	15	\$999,014	15	\$999,014	15	\$999,014
Grant Totals:	15	\$982,865	15	\$975,750	15	\$999,014	15	\$999,014	15	\$999,014

COUNTY OF ERIE

Fund:	281		2006	2006	2006
Department:	District Attorney		Department	Executive	Legislative
Grant:	Aid to Prosecution Program		Request	Recommended	Adopted
<hr/>					
Appropriations					
500000	Full Time - Salaries		999,014	999,014	999,014
502000	Fringe Benefits		399,606	399,606	399,606
505000	Office Supplies		3,000	3,000	3,000
510200	Training and Education		3,000	3,000	3,000
530000	Other Expenses		3,000	3,000	3,000
		Total Appropriation	1,407,620	1,407,620	1,407,620
Revenue					
409000	State Aid Revenues		670,815	670,815	670,815
479000	County Share Contribution		736,805	736,805	736,805
		Total Revenue	1,407,620	1,407,620	1,407,620

2006 Budget Estimate - Summary of Personal Services

Fund Center: 11400

District Attorney

Job	Prior Year 2004		Current Year 2005		----- Ensuing Year 2006 -----						Remarks
Group	No:	Salary	No:	Salary	No:	Dept-Req	No:	Exec-Rec	No:	Leg-Adopt	

Grant Name BE SAFE Program

Cost Center 1140050 Special Programs

Full-time Positions

1 ASSISTANT DISTRICT ATTORNEY III	14	1	\$67,758	1	\$72,746	1	\$73,994	1	\$73,994	1	\$73,994
2 CONFIDENTIAL CRIMINAL INVESTIGATOR	10	1	\$52,622	1	\$53,674	1	\$55,049	1	\$55,049	1	\$55,049
3 SENIOR CASEWORKER-DOMESTIC VIOLENCE	09	1	\$44,576	1	\$45,469	1	\$46,378	1	\$46,378	1	\$46,378
Total:	3		\$164,956	3	\$171,889	3	\$175,421	3	\$175,421	3	\$175,421

Grant Summary Totals

Full-time:	3	\$164,956	3	\$171,889	3	\$175,421	3	\$175,421	3	\$175,421
Grant Totals:	3	\$164,956	3	\$171,889	3	\$175,421	3	\$175,421	3	\$175,421

COUNTY OF ERIE

Fund:	281		2006	2006	2006
Department:	District Attorney		Department	Executive	Legislative
Grant:	BE SAFE Program		Request	Recommended	Adopted
<hr/>					
Appropriations					
500000	Full Time - Salaries		175,421	175,421	175,421
502000	Fringe Benefits		70,168	70,168	70,168
510000	Local Mileage Reimbursement		500	500	500
510100	Out Of Area Travel		4,500	4,500	4,500
516010	Hispanics United of Buffalo		27,000	27,000	27,000
516010	Haven House		49,000	49,000	49,000
516010	International Institute		40,000	40,000	40,000
516020	Professional Service Contracts and Fees		16,411	16,411	16,411
	Total Appropriation		383,000	383,000	383,000
Revenue					
414000	Federal Aid		383,000	383,000	383,000
	Total Revenue		383,000	383,000	383,000

2006 Budget Estimate - Summary of Personal Services

Fund Center: 11400

District Attorney

Fund Center: 11400		Job	Prior Year 2004		Current Year 2005		----- Ensuing Year 2006 -----						
District Attorney		Group	No:	Salary	No:	Salary	No:	Dept-Req	No:	Exec-Rec	No:	Leg-Adopt	Remarks
Grant Name	Crimes Against Revenue Program (CARP)												
Cost Center	1140050 Special Programs												
Full-time	Positions												
1 ASSISTANT DISTRICT ATTORNEY V		16	0	\$0	1	\$66,980	1	\$73,122	1	\$73,122	1	\$73,122	
2 CONFIDENTIAL INVESTIGATOR OF ACCOUNTS		07	0	\$0	1	\$43,019	1	\$43,880	1	\$43,880	1	\$43,880	
Total:		0		\$0	2	\$109,999	2	\$117,002	2	\$117,002	2	\$117,002	
<u>Grant Summary Totals</u>													
Full-time:		0		\$0	2	\$109,999	2	\$117,002	2	\$117,002	2	\$117,002	
Grant Totals:		0		\$0	2	\$109,999	2	\$117,002	2	\$117,002	2	\$117,002	

COUNTY OF ERIE

Fund:	281		2006	2006	2006
Department:	District Attorney		Department	Executive	Legislative
Grant:	Crimes Against Revenue Program		Request	Recommended	Adopted
<hr/>					
Appropriations					
500000	Full Time - Salaries		117,002	117,002	117,002
502000	Fringe Benefits		33,288	33,288	33,288
505000	Office Supplies		2,210	2,210	2,210
510200	Training and Education		1,500	1,500	1,500
	Total Appropriation		154,000	154,000	154,000
Revenue					
409000	State Aid Revenues		154,000	154,000	154,000
	Total Revenue		154,000	154,000	154,000

2006 Budget Estimate - Summary of Personal Services

Fund Center: 11400

District Attorney

Job	Prior Year 2004		Current Year 2005		----- Ensuing Year 2006 -----						Remarks
Group	No:	Salary	No:	Salary	No:	Dept-Req	No:	Exec-Rec	No:	Leg-Adopt	

Grant Name Drug Grant Program

Cost Center 1140050 Special Programs

Full-time Positions

1 ASSISTANT DISTRICT ATTORNEY III	14	0	\$0	1	\$57,830	1	\$61,131	1	\$61,131	1	\$61,131
Total:	0	0	\$0	1	\$57,830	1	\$61,131	1	\$61,131	1	\$61,131

Grant Summary Totals

Full-time:	0	\$0	1	\$57,830	1	\$61,131	1	\$61,131	1	\$61,131
Grant Totals:	0	\$0	1	\$57,830	1	\$61,131	1	\$61,131	1	\$61,131

COUNTY OF ERIE

Fund:	281		2006	2006	2006
Department:	District Attorney		Department	Executive	Legislative
Grant:	Drug Court Program		Request	Recommended	Adopted
<hr/>					
Appropriations					
500000	Full Time - Salaries		61,131	61,131	61,131
502000	Fringe Benefits		24,452	24,452	24,452
Total Appropriation			85,583	85,583	85,583
Revenue					
409000	State Aid Revenues		70,000	70,000	70,000
479000	County Share Contribution		15,583	15,583	15,583
Total Revenue			85,583	85,583	85,583

2006 Budget Estimate - Summary of Personal Services

Fund Center: 11400

District Attorney

Job	Prior Year 2004		Current Year 2005		----- Ensuing Year 2006 -----						
Group	No:	Salary	No:	Salary	No:	Dept-Req	No:	Exec-Rec	No:	Leg-Adopt	Remarks

Grant Name Motor Vehicle Theft and Insurance Fraud Prevention Program

Cost Center 1140050 Special Programs

Full-time Positions

1 ASSISTANT DISTRICT ATTORNEY III	14	1	\$61,131	1	\$64,434	1	\$67,758	1	\$67,758	1	\$67,758
2 CONFIDENTIAL CRIMINAL INVESTIGATOR	10	1	\$45,666	1	\$48,949	1	\$49,928	1	\$49,928	1	\$49,928
3 DATA ENTRY OPERATOR	04	1	\$24,109	1	\$30,322	1	\$30,930	1	\$30,930	1	\$30,930
Total:	3		\$130,906	3	\$143,705	3	\$148,616	3	\$148,616	3	\$148,616

Grant Summary Totals

Full-time:	3	\$130,906	3	\$143,705	3	\$148,616	3	\$148,616	3	\$148,616
Grant Totals:	3	\$130,906	3	\$143,705	3	\$148,616	3	\$148,616	3	\$148,616

COUNTY OF ERIE

Fund:	281		2006	2006	2006
Department:	District Attorney		Department	Executive	Legislative
Grant:	Motor Vehicle Theft & Insurance Fraud Prevention		Request	Recommended	Adopted
<hr/>					
Appropriations					
500000	Full Time - Salaries		148,616	148,616	148,616
502000	Fringe Benefits		59,446	59,446	59,446
	Total Appropriation		208,062	208,062	208,062
 Revenue					
409000	State Aid Revenues		180,000	180,000	180,000
479000	County Share Contribution		28,062	28,062	28,062
	Total Revenue		208,062	208,062	208,062

2006 Budget Estimate - Summary of Personal Services

Fund Center: 11400

District Attorney

Job	Prior Year 2004		Current Year 2005		----- Ensuing Year 2006 -----						Remarks
Group	No:	Salary	No:	Salary	No:	Dept-Req	No:	Exec-Rec	No:	Leg-Adopt	

Grant Name Operation Impact Program

Cost Center 1140050 Special Programs

Full-time Positions

1 ASSISTANT DISTRICT ATTORNEY III	14	2	\$135,508	2	\$135,516	2	\$135,516	2	\$135,516	2	\$135,516	
2 ASSISTANT DISTRICT ATTORNEY II	13	2	\$100,485	1	\$57,610	1	\$60,547	1	\$60,547	1	\$60,547	
3 ASSISTANT CRIME ANALYST	11	1	\$40,244	1	\$53,868	1	\$54,945	1	\$54,945	1	\$54,945	
4 CONFIDENTIAL CRIMINAL INVESTIGATOR	10	1	\$36,415	1	\$52,493	1	\$54,748	1	\$54,748	1	\$54,748	
5 LEGAL STENOGRAPHER	06	1	\$31,793	1	\$35,137	1	\$35,840	1	\$35,840	1	\$35,840	
6 PARALEGAL	05	0	\$0	0	\$0	1	\$32,887	1	\$32,887	1	\$32,887	New
Total:	7		\$344,445	6	\$334,624	7	\$374,483	7	\$374,483	7	\$374,483	

Grant Summary Totals

Full-time:	7	\$344,445	6	\$334,624	7	\$374,483	7	\$374,483	7	\$374,483
Grant Totals:	7	\$344,445	6	\$334,624	7	\$374,483	7	\$374,483	7	\$374,483

COUNTY OF ERIE

Fund:	281		2006	2006	2006
Department:	District Attorney		Department	Executive	Legislative
Grant:	Operation Impact Program		Request	Recommended	Adopted
<hr/>					
Appropriations					
500000	Full Time - Salaries		374,483	374,483	374,483
502000	Fringe Benefits		149,793	149,793	149,793
505000	Office Supplies		3,000	3,000	3,000
510100	Out Of Area Travel		3,000	3,000	3,000
516010	Cnt Pmts-Non Pro Pur		378,983	378,983	378,983
530000	Other		3,000	3,000	3,000
912600	ID Probation Services		71,517	71,517	71,517
	Total Appropriation		983,776	983,776	983,776
Revenue					
409000	State Aid Revenues		983,776	983,776	983,776
	Total Revenue		983,776	983,776	983,776

2006 Budget Estimate - Summary of Personal Services

Fund Center: 11400

District Attorney

Job	Prior Year 2004		Current Year 2005		----- Ensuing Year 2006 -----							
Group	No:	Salary	No:	Salary	No:	Dept-Req	No:	Exec-Rec	No:	Leg-Adopt	Remarks	

Grant Name Project Safe Neighborhoods

Cost Center 1140050 Special Programs

Full-time Positions

1 ASSISTANT DISTRICT ATTORNEY II	13	0	\$0	1	\$48,755	1	\$51,696	1	\$51,696	1	\$51,696
Total:	0	\$0	1	\$48,755	1	\$51,696	1	\$51,696	1	\$51,696	

Grant Summary Totals

Full-time:	0	\$0	1	\$48,755	1	\$51,696	1	\$51,696	1	\$51,696
Grant Totals:	0	\$0	1	\$48,755	1	\$51,696	1	\$51,696	1	\$51,696

COUNTY OF ERIE

Fund: 281		2006	2006	2006
Department: District Attorney		Department	Executive	Legislative
Grant: Project Safe Neighborhoods		Request	Recommended	Adopted
Appropriations				
500000	Full Time - Salaries	51,696	51,696	51,696
502000	Fringe Benefits	20,678	20,678	20,678
505000	Office Supplies	846	846	846
916500	ID Billing Central Police Services	3,750	3,750	3,750
Total Appropriation		76,970	76,970	76,970
Revenue				
414000	Federal Aid	76,970	76,970	76,970
Total Revenue		76,970	76,970	76,970

2006 Budget Estimate - Summary of Personal Services

Fund Center: 11400

District Attorney

Job	Prior Year 2004		Current Year 2005		----- Ensuing Year 2006 -----						Remarks
Group	No:	Salary	No:	Salary	No:	Dept-Req	No:	Exec-Rec	No:	Leg-Adopt	

Grant Name Stop Violence Against Women Program

Cost Center 1140050 Special Programs

Full-time Positions

1 ASSISTANT DISTRICT ATTORNEY III	14	1	\$67,758	1	\$67,758	1	\$67,758	1	\$67,758	1	\$67,758
2 DATA ENTRY OPERATOR	04	1	\$29,727	1	\$27,194	1	\$29,596	1	\$29,596	1	\$29,596
Total:	2		\$97,485	2	\$94,952	2	\$97,354	2	\$97,354	2	\$97,354

Grant Summary Totals

Full-time:	2	\$97,485	2	\$94,952	2	\$97,354	2	\$97,354	2	\$97,354
Grant Totals:	2	\$97,485	2	\$94,952	2	\$97,354	2	\$97,354	2	\$97,354

COUNTY OF ERIE

Fund:	281		2006	2006	2006
Department:	District Attorney		Department	Executive	Legislative
Grant:	Stop Violence Against Women Program		Request	Recommended	Adopted
<hr/>					
Appropriations					
500000	Full Time - Salaries		97,354	97,354	97,354
502000	Fringe Benefits		38,942	38,942	38,942
	Total Appropriation		136,296	136,296	136,296
 Revenue					
409000	State Aid Revenues		60,000	60,000	60,000
479000	County Share Contribution		76,296	76,296	76,296
	Total Revenue		136,296	136,296	136,296

2006 Budget Estimate - Summary of Personal Services

Fund Center: 11400

District Attorney

Job	Prior Year 2004		Current Year 2005		----- Ensuing Year 2006 -----						Remarks
Group	No:	Salary	No:	Salary	No:	Dept-Req	No:	Exec-Rec	No:	Leg-Adopt	

Grant Name Victim/Witness & Child Advocacy Program

Cost Center 1140050 Special Programs

Full-time Positions

1 PROJECT COORDINATOR VIC/WITNESS PROGR	10	1	\$61,125	1	\$53,674	1	\$54,748	1	\$54,748	1	\$54,748
2 ASSISTANT PROJ COORDINATOR VICTIM/WIT P	09	1	\$45,635	1	\$46,548	1	\$48,589	1	\$48,589	1	\$48,589
3 VICTIM WITNESS CASE MANAGER	08	1	\$31,566	1	\$36,192	1	\$39,387	1	\$39,387	1	\$39,387
4 SENIOR VICTIM/WITNESS CASE AIDE	06	2	\$65,903	2	\$60,707	2	\$65,813	2	\$65,813	2	\$65,813
5 VICTIM WITNESS CASE AIDE SPANISH SPK	04	1	\$24,109	1	\$27,194	1	\$29,062	1	\$29,062	1	\$29,062
6 VICTIM/WITNESS CASE AIDE	04	1	\$29,727	1	\$30,322	1	\$30,930	1	\$30,930	1	\$30,930
7 RECEPTIONIST	03	1	\$23,117	0	\$0	0	\$0	0	\$0	0	\$0
Total:		8	\$281,182	7	\$254,637	7	\$268,529	7	\$268,529	7	\$268,529

Grant Summary Totals

Full-time:	8	\$281,182	7	\$254,637	7	\$268,529	7	\$268,529	7	\$268,529
Grant Totals:	8	\$281,182	7	\$254,637	7	\$268,529	7	\$268,529	7	\$268,529

COUNTY OF ERIE

Fund:	281		2006	2006	2006
Department:	District Attorney		Department	Executive	Legislative
Grant:	Victim/Witness Assistance Program		Request	Recommended	Adopted
<hr/>					
Appropriations					
500000	Full Time - Salaries		268,529	268,529	268,529
500350	Other Employee Pymts		1,820	1,820	1,820
502000	Fringe Benefits		107,411	107,411	107,411
510000	Local Mileage Reimbursement		1,500	1,500	1,500
911490	ID DA Grant Srvs		(11,500)	(11,500)	(11,500)
	Total Appropriation		367,760	367,760	367,760
Revenue					
409000	State Aid Revenues		255,200	255,200	255,200
479000	County Share Contribution		112,560	112,560	112,560
	Total Revenue		367,760	367,760	367,760

PROBATION-GRANTS

INTENSIVE SUPERVISION PROGRAM

This project is a continuation of an existing grant for the entitlement period 1/1/06 to 12/31/06. The purpose of this state grant is to provide intensive probation supervision of offenders with a high risk of probation violation and/or repeat offenses. The Department of Probation uses this grant to fund an intensive supervision unit. Probation Officers in this unit have frequent contact with probationers and make extensive use of community resources. Evening and weekend probation visits are made by this unit for house arrest probation cases.

Total Appropriation	\$	313,345
Federal Share		—
State Share	\$	278,000
County Share	\$	35,345

JUVENILE INTENSIVE SUPERVISION PROGRAM

The purpose of this grant is to provide in home, community-based, enforcement modeled service to youth up to the age of sixteen, who have been adjudicated as Juvenile Delinquents and are at immediate risk of placement by the Erie County Family Court. The grant is approved from 1/1/06 to 12/31/06.

Total Appropriation	\$	378,665
Federal Share		—
State Share	\$	235,100
County Share	\$	143,565

ALTERNATIVES TO INCARCERATION

The Alternatives to Incarceration (ATI) Funding for the period 1/1/06 to 12/31/06, is designed to relieve overcrowding in the Holding Center and Correctional Facility for non-violent low risk offenders. The ATI funding is made up of three grants.

ATI-PRE-TRIAL PROJECT

The Pre-Trial component assesses Holding Center detainees and recommends to the courts the release of persons on their own recognizance.

Total Appropriation	\$	305,306
Federal Share		—
State Share	\$	126,300
County Share	\$	179,006

ATI-COMMUNITY SERVICE SENTENCING

The Community Service Sentencing component provides a means for the courts to order community service in lieu of incarceration avoiding Correctional Facility incarceration.

Total Appropriation	\$	210,189
Federal Share		—
State Share	\$	53,400
County Share	\$	156,789

ATI-WOMEN'S RESIDENTIAL RESOURCE CENTER

This grant provides for a contract with a women's residential center to house low risk offenders.

Total Appropriation	\$	8,000
Federal Share		—
State Share	\$	4,000
County Share	\$	4,000

MENTAL HEALTH JUVENILE JUSTICE PROJECT

The purpose of this grant is to help make mental health and substance abuse assessment services more readily available for juvenile probation cases, PINS Diversion cases and Family Court cases. The program will decrease the amount of time juvenile cases await treatment and will provide opportunities for more diversion into community treatment agencies. This will decrease the likelihood of institutional placements. The entitlement period is 1/1/06 to 12/31/06.

Total Appropriation	\$	134,081
Federal Share		—
State Share	\$	106,250
County Share	\$	27,831

JUVENILE ACCOUNTABILITY INCENTIVE BLOCK GRANT

This project is a continuation of an existing grant for the entitlement period 10/1/06 to 9/30/07. The purpose of this grant is to maintain and develop an interagency information system that allows for improved decision making and early identification of delinquent behavior. The funds are being used to support Probation Officer overtime as they are dispatched to evaluate detained juveniles, evaluate youth and release when appropriate to ensure proper confinement.

Total Appropriation	\$	63,197
Federal Share		—
State Share	\$	63,197
County Share		—

PROJECT SAFE NEIGHBORHOOD GRANT

The entitlement period is from 10/1/06 to 9/30/07. The Project Safe Neighborhood (PSN) project provides funds for a Probation Officer who will coordinate regular (monthly) intelligence meetings of PSN partners, discuss "hot spots" for gun and drug violence and review current cases for prosecution and incorporate data and street level information into a comprehensive and strategic response to gun violence in Buffalo and Erie County. Also, because there is a need for better coordination of the follow-up to the Notification sessions (in terms of coordination of information held by the various law enforcement agencies about offenders who have been session attendees), the Probation Officer will serve as the coordinator for this information and will work with the University of Buffalo Regional Community Policing Center to gather data on offender outcomes.

Total Appropriation	\$	82,389
Federal Share		—
State Share		—
County Share		—
Local Share	\$	82,389

DOMESTIC VIOLENCE GRANT

U. S. Department of Justice, Violence Against Women Office, has awarded \$496,553 to the Erie County Probation Department as part of their grants to Encourage Arrest Policies and Enforce Orders of Protection. These funds will be used to create one (1) Deputy Sheriff Detective, one (1) Probation Officer and a part-time Training Instructor, and to enter into contracts with Child and Family Services, Haven House and the University of Buffalo. These funds will allow the Probation Department and the Sheriff's Office to plan, administer and implement a coordinated response of probation/police services in the rural areas of Erie County and standardize police domestic violence training. The grant period is from 8/1/06 to 7/31/07.

Total Appropriation	\$	690,259
Federal Share	\$	690,259
State Share		—
County Share		—

SHARED POPULATION – DEFENDANTS/OFFENDERS WITH MENTAL ILLNESS

This grant is from the NYS Division of Probation and Corrections Alternatives to provide support and specialized services to defendants and offenders with mental illness for the period 10/1/06 to 09/30/07. This is the third year of a five year grant. Erie County Department of Mental Health (DMH) is responsible for the delivery of services through a contract with Horizon Health Services. The Department of Mental Health is paid through an interagency agreement with the Erie County Department of Probation utilizing an interdepartmental transfer.

Total Appropriation	\$	50,000
Federal Share		—
State Share	\$	50,000
County Share		—

CRIME VICTIM BOARD

This is the last year of a three year grant for the period 10/1/06 to 09/30/07. It funds a victim advocate to work in partnership with other agencies to address the needs of crime victims in the Criminal Justice System involved with Probation services. The grant uses the International Institute of Buffalo to provide enhanced translation services for crime victims.

Total Appropriation	\$	40,100
Federal Share		—
State Share	\$	40,100
County Share		—

2006 Budget Estimate - Summary of Personal Services

Fund Center: 12610

Probation

Job	Prior Year 2004		Current Year 2005		----- Ensuing Year 2006 -----						Remarks
Group	No:	Salary	No:	Salary	No:	Dept-Req	No:	Exec-Rec	No:	Leg-Adopt	

Grant Name Intensive Supervision Program

Cost Center 1261020 Probation Services - Adult

Full-time Positions

1 PROBATION SUPERVISOR	12	1	\$62,512	1	\$63,762	1	\$65,037	1	\$65,037	1	\$65,037
2 PROBATION OFFICER	11	3	\$167,195	2	\$116,671	2	\$120,301	2	\$120,301	2	\$120,301
3 PROBATION OFFICER (SPANISH SPEAKING)	11	1	\$56,564	0	\$0	0	\$0	0	\$0	0	\$0
4 RECEPTIONIST	03	1	\$27,452	1	\$28,995	1	\$29,576	1	\$29,576	1	\$29,576
Total:	6		\$313,723	4	\$209,428	4	\$214,914	4	\$214,914	4	\$214,914

Grant Summary Totals

Full-time:	6	\$313,723	4	\$209,428	4	\$214,914	4	\$214,914	4	\$214,914
Grant Totals:	6	\$313,723	4	\$209,428	4	\$214,914	4	\$214,914	4	\$214,914

COUNTY OF ERIE

Fund:	281		2006	2006	2006
Department:	Probation		Department	Executive	Legislative
Grant:	Intensive Supervision Program		Request	Recommended	Adopted
<hr/>					
Appropriations					
500000	Full Time - Salaries		214,914	214,914	214,914
501000	Overtime		8,904	8,904	8,904
502000	Fringe Benefits		89,527	89,527	89,527
Total Appropriation			313,345	313,345	313,345
Revenue					
409000	State Aid Revenues		278,000	278,000	278,000
479000	County Share Contribution		35,345	35,345	35,345
Total Revenue			313,345	313,345	313,345

2006 Budget Estimate - Summary of Personal Services

Fund Center: 12610

Probation

Fund Center: 12610		Job	Prior Year 2004		Current Year 2005		----- Ensuing Year 2006 -----						
Probation		Group	No:	Salary	No:	Salary	No:	Dept-Req	No:	Exec-Rec	No:	Leg-Adopt	Remarks
Grant Name		Juvenile Intensive Supervision											
Cost Center		1261030 Probation Services - Juvenile											
Full-time		Positions											
1 PROBATION OFFICER		11	4	\$210,006	4	\$232,061	4	\$237,999	4	\$237,999	4	\$237,999	
2 CLERK TYPIST		01	1	\$28,937	1	\$29,515	1	\$30,106	1	\$30,106	1	\$30,106	
Total:			5	\$238,943	5	\$261,576	5	\$268,105	5	\$268,105	5	\$268,105	
<u>Grant Summary Totals</u>													
Full-time:			5	\$238,943	5	\$261,576	5	\$268,105	5	\$268,105	5	\$268,105	
Grant Totals:			5	\$238,943	5	\$261,576	5	\$268,105	5	\$268,105	5	\$268,105	

COUNTY OF ERIE

Fund:	281		2006	2006	2006
Department:	Probation		Department	Executive	Legislative
Grant:	Juvenile Intensive Supervision		Request	Recommended	Adopted
<hr/>					
Appropriations					
500000	Full Time - Salaries		268,105	268,105	268,105
501000	Overtime		2,370	2,370	2,370
502000	Fringe Benefits		108,190	108,190	108,190
Total Appropriation			378,665	378,665	378,665
Revenue					
409000	State Aid Revenues		235,100	235,100	235,100
479000	County Share Contribution		143,565	143,565	143,565
Total Revenue			378,665	378,665	378,665

2006 Budget Estimate - Summary of Personal Services

Fund Center: 12610

Probation

Fund Center: 12610		Job	Prior Year 2004		Current Year 2005		----- Ensuing Year 2006 -----						
Probation		Group	No:	Salary	No:	Salary	No:	Dept-Req	No:	Exec-Rec	No:	Leg-Adopt	Remarks
Grant Name	ATI - Pre-Trial Services Program												
Cost Center	1261020 Probation Services - Adult												
Full-time		Positions											

1	COORDINATOR OF PRE-TRIAL RELEASE PROGR	13	1	\$58,783	1	\$58,783	1	\$58,783	1	\$58,783	1	\$58,783	
2	CASE MANAGER PRE-TRIAL SERV SPANISH SPK	07	1	\$36,148	1	\$38,522	1	\$39,291	1	\$39,291	1	\$39,291	
3	INVESTIGATIVE AIDE	07	3	\$113,301	3	\$115,566	3	\$118,793	3	\$118,793	3	\$118,793	
		Total:	5	\$208,232	5	\$212,871	5	\$216,867	5	\$216,867	5	\$216,867	
Part-time		Positions											

1	INVESTIGATIVE AIDE (PT)	07	2	\$27,928	0	\$0	0	\$0	0	\$0	0	\$0	
		Total:	2	\$27,928	0	\$0	0	\$0	0	\$0	0	\$0	
Regular Part-time		Positions											

1	INVESTIGATIVE AIDE (RPT)	07	1	\$27,929	0	\$0	0	\$0	0	\$0	0	\$0	
		Total:	1	\$27,929	0	\$0	0	\$0	0	\$0	0	\$0	

Grant Summary Totals

Full-time:	5	\$208,232	5	\$212,871	5	\$216,867	5	\$216,867	5	\$216,867
Part-time:	2	\$27,928	0	\$0	0	\$0	0	\$0	0	\$0
Regular Part-time:	1	\$27,929	0	\$0	0	\$0	0	\$0	0	\$0
Grant Totals:	8	\$264,089	5	\$212,871	5	\$216,867	5	\$216,867	5	\$216,867

COUNTY OF ERIE

Fund: 281		2006	2006	2006
Department: Probation		Department	Executive	Legislative
Grant: ATI - Pre-Trial Services Program		Request	Recommended	Adopted
Appropriations				
500000	Full Time - Salaries	216,867	216,867	216,867
501000	Overtime	1,209	1,209	1,209
502000	Fringe Benefits	87,230	87,230	87,230
Total Appropriation		305,306	305,306	305,306
Revenue				
409000	State Aid Revenues	126,300	126,300	126,300
479000	County Share Contribution	179,006	179,006	179,006
Total Revenue		305,306	305,306	305,306

2006 Budget Estimate - Summary of Personal Services

Fund Center: 12610

Probation

Job	Prior Year 2004		Current Year 2005		----- Ensuing Year 2006 -----						
Group	No:	Salary	No:	Salary	No:	Dept-Req	No:	Exec-Rec	No:	Leg-Adopt	Remarks

Grant Name ATI - Community Service Sentencing Pgm

Cost Center 1261020 Probation Services - Adult

Full-time Positions

1 PROBATION COMMUNITY SERVICE ASSISTANT	08	2	\$86,208	2	\$89,914	2	\$91,712	2	\$91,712	2	\$91,712
2 RECEPTIONIST	03	1	\$28,904	1	\$29,985	1	\$30,584	1	\$30,584	1	\$30,584
3 CLERK TYPIST	01	1	\$25,012	1	\$26,404	1	\$27,839	1	\$27,839	1	\$27,839
Total:		4	\$140,124	4	\$146,303	4	\$150,135	4	\$150,135	4	\$150,135

Grant Summary Totals

Full-time:	4	\$140,124	4	\$146,303	4	\$150,135	4	\$150,135	4	\$150,135
Grant Totals:	4	\$140,124	4	\$146,303	4	\$150,135	4	\$150,135	4	\$150,135

COUNTY OF ERIE

Fund:	281		2006	2006	2006
Department:	Probation		Department	Executive	Legislative
Grant:	ATI - Community Service Sentencing Pgm		Request	Recommended	Adopted
<hr/>					
Appropriations					
500000	Full Time - Salaries		150,135	150,135	150,135
502000	Fringe Benefits		60,054	60,054	60,054
Total Appropriation			210,189	210,189	210,189
Revenue					
409000	State Aid Revenues		53,400	53,400	53,400
479000	County Share Contribution		156,789	156,789	156,789
Total Revenue			210,189	210,189	210,189

COUNTY OF ERIE

Fund:	281		2006	2006	2006
Department:	Probation		Department	Executive	Legislative
Grant:	ATI - Women's Residential Resource Ctr		Request	Recommended	Adopted
<hr/>					
Appropriations					
516010	Women's Residential Treatment Center		8,000	8,000	8,000
	Total Appropriation		8,000	8,000	8,000
 Revenue					
409000	State Aid Revenues		4,000	4,000	4,000
479000	County Share Contribution		4,000	4,000	4,000
	Total Revenue		8,000	8,000	8,000

2006 Budget Estimate - Summary of Personal Services

Fund Center: 12610

Probation

Job	Prior Year 2004		Current Year 2005		----- Ensuing Year 2006 -----						Remarks
Group	No:	Salary	No:	Salary	No:	Dept-Req	No:	Exec-Rec	No:	Leg-Adopt	

Grant Name Mental Health / Juvenile Justice Diversion

Cost Center 1261030 Probation Services - Juvenile

Full-time Positions

1 PROBATION OFFICER	11	1	\$54,068	1	\$55,149	1	\$57,554	1	\$57,554	1	\$57,554
Total:	1		\$54,068	1	\$55,149	1	\$57,554	1	\$57,554	1	\$57,554

Grant Summary Totals

Full-time:	1	\$54,068	1	\$55,149	1	\$57,554	1	\$57,554	1	\$57,554
Grant Totals:	1	\$54,068	1	\$55,149	1	\$57,554	1	\$57,554	1	\$57,554

COUNTY OF ERIE

Fund:	281		2006	2006	2006
Department:	Probation		Department	Executive	Legislative
Grant:	Mental Health / Juvenile Justice Diversion		Request	Recommended	Adopted
<hr/>					
Appropriations					
500000	Full Time - Salaries		57,554	57,554	57,554
502000	Fringe Benefits		23,022	23,022	23,022
510000	Local Mileage Reimbursement		1,400	1,400	1,400
516010	Contractual Payments - Non Pro Pur Srv		10,200	10,200	10,200
530000	Other		1,088	1,088	1,088
912420	ID Mental Health Dept. Services		40,817	40,817	40,817
Total Appropriation			134,081	134,081	134,081
 Revenue					
409000	State Aid Revenues		106,250	106,250	106,250
479000	County Share Contribution		27,831	27,831	27,831
Total Revenue			134,081	134,081	134,081

COUNTY OF ERIE

Fund:	281	2006	2006	2006
Department:	Probation	Department	Executive	Legislative
Grant:	Juvenile Accountability Incentive Block Grant	Request	Recommended	Adopted
Appropriations				
505000	Office Supplies	1,697	1,697	1,697
510100	Out Of Area Travel	4,000	4,000	4,000
516010	Contractual Payments - Non Pro Pur Srv	50,000	50,000	50,000
561410	Lab & Technical Equipment	7,500	7,500	7,500
	Total Appropriation	63,197	63,197	63,197
Revenue				
409000	State Aid Revenues	63,197	63,197	63,197
	Total Revenue	63,197	63,197	63,197

2006 Budget Estimate - Summary of Personal Services

Fund Center: 12610

Probation

Job	Prior Year 2004		Current Year 2005		----- Ensuing Year 2006 -----						Remarks
Group	No:	Salary	No:	Salary	No:	Dept-Req	No:	Exec-Rec	No:	Leg-Adopt	

Grant Name Project Safe Neighborhood

Cost Center 1261040 Special Program

Full-time Positions

1 PROBATION OFFICER	11	1	\$43,668	1	\$57,695	1	\$58,849	1	\$58,849	1	\$58,849
Total:		1	\$43,668	1	\$57,695	1	\$58,849	1	\$58,849	1	\$58,849

Grant Summary Totals

Full-time:	1	\$43,668	1	\$57,695	1	\$58,849	1	\$58,849	1	\$58,849
Grant Totals:	1	\$43,668	1	\$57,695	1	\$58,849	1	\$58,849	1	\$58,849

COUNTY OF ERIE

Fund: 281		2006	2006	2006
Department: Probation		Department	Executive	Legislative
Grant: Project Safe Neighborhoods		Request	Recommended	Adopted
Appropriations				
500000	Full Time - Salaries	58,849	58,849	58,849
502000	Fringe Benefits	23,540	23,540	23,540
Total Appropriation		82,389	82,389	82,389
Revenue				
466100	Oth Rev-Grant Prog	82,389	82,389	82,389
Total Revenue		82,389	82,389	82,389

2006 Budget Estimate - Summary of Personal Services

Fund Center: 12610

Probation

Job	Prior Year 2004		Current Year 2005		----- Ensuing Year 2006 -----						
Group	No:	Salary	No:	Salary	No:	Dept-Req	No:	Exec-Rec	No:	Leg-Adopt	Remarks

Grant Name Domestic Violence (Violence Against Women)

Cost Center 1261040 Special Program

Full-time Positions

1 PROBATION OFFICER	11	2	\$86,397	2	\$112,844	2	\$116,403	2	\$116,403	2	\$116,403
Total:		2	\$86,397	2	\$112,844	2	\$116,403	2	\$116,403	2	\$116,403

Grant Summary Totals

Full-time:	2	\$86,397	2	\$112,844	2	\$116,403	2	\$116,403	2	\$116,403
Grant Totals:	2	\$86,397	2	\$112,844	2	\$116,403	2	\$116,403	2	\$116,403

COUNTY OF ERIE

Fund:	281		2006	2006	2006
Department:	Probation		Department	Executive	Legislative
Grant:	Domestic Violence Grant		Request	Recommended	Adopted
<hr/>					
Appropriations					
500000	Full Time - Salaries		116,403	116,403	116,403
502000	Fringe Benefits		46,561	46,561	46,561
505000	Office Supplies		8,000	8,000	8,000
510000	Local Mileage Reimbursement		500	500	500
510100	Out Of Area Travel		22,802	22,802	22,802
516010	Haven House		92,749	92,749	92,749
516010	UB School of Management		30,000	30,000	30,000
516010	Cattaraugus Co. Probation		363,324	363,324	363,324
561410	Lab & Technical Equipment		9,920	9,920	9,920
		Total Appropriation	690,259	690,259	690,259
Revenue					
414000	Federal Aid		690,259	690,259	690,259
		Total Revenue	690,259	690,259	690,259

COUNTY OF ERIE

Fund: 281		2006	2006	2006
Department: Probation		Department	Executive	Legislative
Grant: Shared Population		Request	Recommended	Adopted
<hr/>				
Appropriations				
912400	ID Mental Health Dept. Services	50,000	50,000	50,000
Total Appropriation		50,000	50,000	50,000
Revenue				
409000	State Aid Revenues	50,000	50,000	50,000
Total Revenue		50,000	50,000	50,000

2006 Budget Estimate - Summary of Personal Services

Fund Center: 12610

Probation

Job	Prior Year 2004		Current Year 2005		----- Ensuing Year 2006 -----						Remarks
Group	No:	Salary	No:	Salary	No:	Dept-Req	No:	Exec-Rec	No:	Leg-Adopt	

Grant Name Crime Victim's Board Program

Cost Center 1261020 Probation Services - Adult

Full-time Positions

1 VICTIM ADVOCATE	06	1	\$30,474	1	\$27,943	1	\$28,502	1	\$28,502	1	\$28,502
Total:		1	\$30,474	1	\$27,943	1	\$28,502	1	\$28,502	1	\$28,502

Grant Summary Totals

Full-time:	1	\$30,474	1	\$27,943	1	\$28,502	1	\$28,502	1	\$28,502
Grant Totals:	1	\$30,474	1	\$27,943	1	\$28,502	1	\$28,502	1	\$28,502

COUNTY OF ERIE

Fund:	281		2006	2006	2006
Department:	Probation		Department	Executive	Legislative
Grant:	Crime Victim's Board		Request	Recommended	Adopted
<hr/>					
Appropriations					
500000	Full Time - Salaries		28,502	28,502	23,502
502000	Fringe Benefits		11,402	11,402	11,402
510000	Local Mileage Reimbursement		196	196	196
	Total Appropriation		40,100	40,100	40,100
 Revenue					
409000	State Aid Revenues		40,100	40,100	40,100
	Total Revenue		40,100	40,100	40,100

SHERIFF-JAIL MANAGEMENT DIVISION-GRANTS

HIGH IMPACT INCARCERATION PROGRAM (HIIP)

This grant is funded through the New York State Division of Parole for the period 11/1/06 to 10/31/07. It provides intensive substance abuse treatment for parolees currently incarcerated at the Erie County Correctional Facility. Successful completion of the counseling program qualifies the parolee for early release. Counseling within the facility and follow-up services after release are provided through a sub-contract with Horizon Health Services. All decisions for program eligibility and early release are made by the New York State Division of Parole.

Total Appropriation	\$	90,000
Federal Share		—
State Share	\$	90,000
County Share		—

COUNTY OF ERIE

Fund: 281		2006	2006	2006
Department: Jail Management		Department	Executive	Legislative
Grant: High Impact Incarceration Program		Request	Recommended	Adopted
Appropriations				
516010	Horizon Human Services	78,470	78,470	78,470
911630	ID Correctional Fac Srvs	11,530	11,530	11,530
Total Appropriation		90,000	90,000	90,000
Revenue				
409000	State Aid Revenues	90,000	90,000	90,000
Total Revenue		90,000	90,000	90,000

SOCIAL SERVICES-GRANTS

ENERGY SERVICES PACKAGING PROJECT 06-07

This grant project is a continuation of an existing grant for the entitlement period 10/1/06 to 9/30/07. The purpose of this federal program is to assist low income households, regardless of age, with household energy problems. The program identifies energy-vulnerable households in need of energy packaging services and provides energy case management services and consumer education for household members. The program also helps to coordinate energy suppliers, community groups and Department of State Weatherization Program providers to meet the needs of targeted households. The Department of Social Services contracts with the Department of Senior Services for these services through an interdepartmental agreement. The grant is 100 percent reimbursed with Federal funds passed through New York State.

Total Appropriation	\$	67,906
Federal Share		—
State Share	\$	67,906
County Share		—

DAY CARE REGISTRATION PROGRAM

This grant project is a continuation of an existing grant for the entitlement period 1/1/06 to 12/31/06. The purpose of this program is to ensure the provision of safe, quality child day care through registration and inspection of family day care providers and after-school programs. These providers are an important component of the child day care delivery system to both low income non-public assistance recipients and also to public assistance parents assigned to "Work First" activities. The program was expanded in 2001 to include new inspection, monitoring, training and fingerprinting responsibilities mandated by the federal government. The Department also contracts with the Child Care Coalition of the Niagara Frontier via this grant for orientation and training programs for family day care providers and fingerprinting provider staff. The grant is 100% funded by Federal reimbursements passed through New York State.

Total Appropriation	\$	1,121,104
Federal Share		—
State Share	\$	1,121,104
County Share		—

HOME ENERGY ASSISTANCE PROGRAM (HEAP)

This project is a continuation of an existing program for the entitlement period 10/1/06 to 9/30/07. The purpose of this Federal program is to assist low income families and individuals to meet their home energy costs and to assure continuing utility service. The funds are used to pay basic heating assistance benefits as well as emergency heating assistance benefits to avoid utility disconnection. Payments are made to utility companies and other home energy providers on behalf of eligible households based on eligibility criteria and benefit levels established by New York State. Approximately 100,000 payments for heating assistance are processed annually under this program.

Program benefit payment expenses only are funded in this grant project. Administrative costs of the program, for application processing, eligibility determination, and payment authorization, have been moved to the Department's operating budget as a result of conversion to the County's new accounting system. This change is consistent with the way these expenses are claimed for reimbursement. Outreach activities, including a portion of intake and certification for both basic and emergency benefits, are subcontracted to the Department of Senior Services through an interdepartmental agreement. Outreach services are provided in both semi-permanent and temporary community sites as required. Funds for the administration of the Senior HEAP program are also passed through to the Department of Senior Services through an interdepartmental agreement.

Any reduction in Federal support for the HEAP program during the entitlement period may require a reduction in program service and a shift of the cost of heating assistance provided to Public Assistance clients to Family Assistance (FA) and Safety Net Assistance (SNA) programs. Also, the heating costs of non-Public Assistance families and individuals would shift to the Emergency Assistance to Families (EAF) and the Safety Net Assistance (SNA) programs. HEAP program benefits are 100 percent funded by Federal reimbursements passed through New York State.

Total Appropriation	\$ 36,728,205
Federal Share	—
State Share	\$ 36,728,205
County Share	—

MEDICAID MANAGED CARE

This grant project is a continuation of an existing grant for the entitlement period 4/1/06 to 3/31/07. This grant provides resources to the Department to cover a portion of the costs of administering the Medicaid Managed Care program. It supports staff who process and maintain the enrollment of eligible clients into various managed care plans. Erie County has been a statewide leader in the development and utilization of managed care options for Medicaid clients since their inception. These programs provide clients with a primary care physician to manage their care and ensure access to regular preventive care. In addition to better meeting the health care needs of the client, they are a more cost-effective option to expensive emergency room care.

Enrollment of the majority of individuals is mandatory under a federal waiver. Others enroll voluntarily, while others are ineligible. Nearly 73,000 individuals participate in the Medicaid Managed Care program annually. New York State estimates that managed care enrollment of these individuals reduces the annual Medicaid cost by \$28 Million (\$7 Million County Share) as compared to the costs of actuarially equivalent individuals who are not enrolled. The grant is 100 percent funded by a combination of Federal reimbursements passed through New York State and State matching funds.

Total Appropriation	\$ 236,312
Federal Share	—
State Share	\$ 236,312
County Share	—

NEW YORK WORKS BLOCK GRANT

This grant project is a continuation of an existing grant for the entitlement period 1/1/06 to 12/31/06. The grant is part of a statewide Transitional Services program that is used to facilitate the transition to work of clients in receipt of public assistance. In Erie County the funds are used to provide wage subsidies to private sector and not for profit employers who agree to hire Family Assistance clients through the County's PIVOT wage subsidy program. Actual wages may be

subsidized for up to three months while the new employee undergoes training and makes the transition to full-time, permanent employment. The placements are further supported by the county's Transition to Work staff and Transitional Services program. These programs ensure that transitional benefits such as child care, food stamp assistance and Medicaid are in place as needed when the Family Assistance case is closed, and that former clients successfully adjust to the world of work. Approximately 220 new PIVOT placements are made annually. The grant is 100 percent funded by Federal reimbursements passed through New York State.

Total Appropriation	\$ 959,840
Federal Share	—
State Share	\$ 959,840
County Share	—

COUNTY OF ERIE

Fund:	281		2006	2006	2006
Department:	Department of Social Services		Department	Executive	Legislative
Grant:	Energy Services Packaging Program		Request	Recommended	Adopted
<hr/>					
Appropriations					
916300	ID Senior Services		67,906	67,906	67,906
	Total Appropriation		67,906	67,906	67,906
 Revenue					
409000	State Aid Revenues		67,906	67,906	67,906
	Total Revenue		67,906	67,906	67,906

2006 Budget Estimate - Summary of Personal Services

Fund Center: 120

Social Services

Job	Prior Year 2004		Current Year 2005		----- Ensuing Year 2006 -----						Remarks
Group	No:	Salary	No:	Salary	No:	Dept-Req	No:	Exec-Rec	No:	Leg-Adopt	

Grant Name Day Care Registration Program
 Cost Center 1206070 Day Care Registration

Full-time Positions

1 DAY CARE PROGRAM COORDINATOR	11	1	\$57,816	1	\$58,972	1	\$60,152	1	\$60,152	1	\$60,152
2 SENIOR CASEWORKER	09	5	\$240,891	4	\$195,916	4	\$202,591	4	\$202,591	4	\$202,591
3 CASEWORKER	07	8	\$300,345	8	\$312,966	8	\$320,904	8	\$320,904	8	\$320,904
4 PRINCIPAL CLERK	06	1	\$36,007	1	\$37,496	1	\$38,247	1	\$38,247	1	\$38,247
Total:		15	\$635,059	14	\$605,350	14	\$621,894	14	\$621,894	14	\$621,894

Grant Summary Totals

Full-time:	15	\$635,059	14	\$605,350	14	\$621,894	14	\$621,894	14	\$621,894
Grant Totals:	15	\$635,059	14	\$605,350	14	\$621,894	14	\$621,894	14	\$621,894

COUNTY OF ERIE

Fund:	281		2006	2006	2006
Department:	Department of Social Services		Department	Executive	Legislative
Grant:	Day Care Registration Program		Request	Recommended	Adopted
<hr/>					
Appropriations					
500000	Full Time - Salaries		621,894	621,894	621,894
501000	Overtime		14,000	14,000	14,000
502000	Fringe Benefits		248,758	248,758	248,758
510000	Local Mileage Reimbursement		10,800	10,800	10,800
510100	Out Of Area Travel		4,000	4,000	4,000
516010	Child Care Coalition		44,510	44,510	44,510
912000	ID Department of Social Services Service		177,142	177,142	177,142
	Total Appropriation		1,121,104	1,121,104	1,121,104
Revenue					
409000	State Aid Revenues		1,121,104	1,121,104	1,121,104
	Total Revenue		1,121,104	1,121,104	1,121,104

COUNTY OF ERIE

Fund:	281		2006	2006	2006
Department:	Department of Social Services		Department	Executive	Legislative
Grant:	Home Energy Assistance Program		Request	Recommended	Adopted
<hr/>					
Appropriations					
	525140	HEAP Program Cost	36,728,205	36,728,205	36,728,205
		Total Appropriation	36,728,205	36,728,205	36,728,205
 Revenue					
	409000	State Aid Revenues	36,728,205	36,728,205	36,728,205
		Total Revenue	36,728,205	36,728,205	36,728,205

2006 Budget Estimate - Summary of Personal Services

Fund Center: 120

Social Services

Job	Prior Year 2004		Current Year 2005		----- Ensuing Year 2006 -----						Remarks
Group	No:	Salary	No:	Salary	No:	Dept-Req	No:	Exec-Rec	No:	Leg-Adopt	

Grant Name Medicaid Managed Care

Cost Center 1207070 Medicaid Reform/Managed Care

Full-time Positions

1 SENIOR CHAP HEALTH AIDE	05	1	\$28,259	1	\$29,363	1	\$29,363	1	\$29,363	1	\$29,363
2 CHAP HEALTH AIDE	03	4	\$110,824	3	\$92,490	3	\$92,490	3	\$92,490	3	\$92,490
3 CLERK TYPIST	01	1	\$24,128	1	\$24,136	1	\$25,513	1	\$25,513	1	\$25,513
Total:		6	\$163,211	5	\$145,989	5	\$147,366	5	\$147,366	5	\$147,366

Grant Summary Totals

Full-time:	6	\$163,211	5	\$145,989	5	\$147,366	5	\$147,366	5	\$147,366
Grant Totals:	6	\$163,211	5	\$145,989	5	\$147,366	5	\$147,366	5	\$147,366

COUNTY OF ERIE

Fund:	281		2006	2006	2006
Department:	Department of Social Services		Department	Executive	Legislative
Grant:	Medicaid Managed Care Grant		Request	Recommended	Adopted
<hr/>					
Appropriations					
500000	Full Time - Salaries		147,366	147,366	147,366
501000	Overtime		19,000	19,000	19,000
502000	Fringe Benefits		58,946	58,946	58,946
510100	Out Of Area Travel		5,000	5,000	5,000
912000	ID Dept. Social Services		6,000	6,000	6,000
	Total Appropriation		236,312	236,312	236,312
Revenue					
409000	State Aid Revenues		236,312	236,312	236,312
	Total Revenue		236,312	236,312	236,312

2006 Budget Estimate - Summary of Personal Services

Fund Center: 120

Social Services

Job	Prior Year 2004		Current Year 2005		----- Ensuing Year 2006 -----							Remarks
Group	No:	Salary	No:	Salary	No:	Dept-Req	No:	Exec-Rec	No:	Leg-Adopt		

Grant Name New York Works Block Grant

Cost Center 1206090 New York Works Block Grant

Full-time Positions

1 EMPLOYER RELATIONS COORDINATOR	11	1	\$52,811	1	\$53,868	1	\$54,945	1	\$54,945	1	\$54,945
Total:		1	\$52,811	1	\$53,868	1	\$54,945	1	\$54,945	1	\$54,945

Grant Summary Totals

Full-time:	1	\$52,811	1	\$53,868	1	\$54,945	1	\$54,945	1	\$54,945
Grant Totals:	1	\$52,811	1	\$53,868	1	\$54,945	1	\$54,945	1	\$54,945

COUNTY OF ERIE

Fund:	281		2006	2006	2006
Department:	Department of Social Services		Department	Executive	Legislative
Grant:	New York Works Block Grant		Request	Recommended	Adopted
<hr/>					
Appropriations					
500000	Full Time - Salaries		54,945	54,945	54,945
502000	Fringe Benefits		21,978	21,978	21,978
530030	Pivot Wage Subsidies		870,000	870,000	870,000
912000	ID Dept. Social Services		12,917	12,917	12,917
	Total Appropriation		959,840	959,840	959,840
 Revenue					
409000	State Aid Revenues		959,840	959,840	959,840
	Total Revenue		959,840	959,840	959,840

MENTAL HEALTH-GRANTS

SINGLE POINT OF ACCOUNTABILITY Children's Intensive Community Services

This grant represents the consolidation and expansion of several projects that are targeted to high risk/high need children and youth with a serious emotional disturbance (SED) and/or behavioral disorder and their families. Its entitlement period is 1/1/06 to 12/31/06. The SPOA process targets children and youth at risk and/or with a history of hospitalization or out-of-home placement, with multi-system involvement or needs, with functional impairments and/or psychiatric symptoms, and an unsuccessful history of mental health treatment. The primary goals of SPOA include maintaining high risk/high need children in the community with their families, reducing out-of-home placements, facilitating the earlier return of children and youth already placed out-of-home, increasing access to community based services, utilizing an individualized care model with a strength-based approach and assuring active parent involvement at all levels of SPOA. In 2006, the focus of these initiatives is expanded to include PINS and JD Diversion Services to reduce placements to institutional care for these at-risk populations. Through this consolidation and expansion, the grant provides the funding levels necessary to contract for a comprehensive array of community services for children in the above target population including each of the following:

- Expanded access to clinic treatment for children referred to Family Court;
- Children's Services Enhancement Program;
- Children's Mental Health Wraparound Reform;
- Mental Health Wraparound Residential Demonstration;
- Family Support/ Mentoring;
- Urgent Access Short Term Intensive In Home; and,
- Step Down/Diversion Wraparound Services;
- Early Intervention/Residential Treatment Diversion;
- Overnight Respite';
- Mobile Crisis Outreach.

Approximately thirteen hundred (1300) children and their families can be served with this continuum at any point in time. Reflecting the multiple system needs of children and their families served, this grant is funded with a combination of New York State Office of Mental Health State Aid and Erie County Department of Social Services interdepartmental transfer funds.

Total Expense	\$7,067,786
Interdepartmental Billing (ECDSS)	(\$4,914,050)
Total Appropriation	\$2,153,736
Federal Share	
State Share	\$2,153,736

FAMILY VOICES: CHILDREN'S SERVICE SYSTEM REFORM SAMHSA Child Mental Health Initiative

This grant represents an award made by the Substance Abuse and Mental Health Services Administration (SAMHSA) under the Department of Health and Human Services' Comprehensive Community Mental Health Services for Children and Their Families Program. Its entitlement period is 1/1/06 to 12/31/06. The grant's overall goal is to augment and expand an ongoing reform process for the County's system of care serving children who are at risk of out of home, school, or community placements due to the behavioral manifestations of serious emotional disturbance. The initiative will emphasize prevention of residential placements, reducing the length of stay when a child has been placed in residential services and improved clinical outcomes for children and families through linkage to intensive services in the community. These services will be provided consistently with the national wraparound model of care coordination. The wraparound model is an evidence based approach in which services are planned and implemented on an individual family basis by an interdisciplinary team of professionals and other individuals with significant relationships to the family in a manner that is family driven and consistent with the child's and his/her family's strengths and needs.

Other program components to be developed include the creation of a specialized mobile crisis response team, overnight respite and short-term emergency residential services. The project will also increase the number of family advocates in the children's mental health system and expand the role of families and youth toward planning for future service development and the oversight of service delivery and policy formation. A total of 1,500 families will receive services through this six year reform initiative.

Total Expense	\$2,331,934
Interdepartmental Billing (ECDSS)	(\$25,000)
Total Appropriation	\$2,306,934
Federal Share	\$2,257,052
State Share	\$49,882

COUNTY OF ERIE

Fund:	281	2006	2006	2006
Department:	Mental Health Department	Department	Executive	Legislative
Grant:	SPOA: Children's Intensive Community Services	Request	Recommended	Adopted
Appropriations				
516010	Mid Erie Counseling and Treatment	1,231,139	1,231,139	1,231,139
516010	Child & Adolescent Treatment	1,468,109	1,468,109	1,468,109
516010	Mental health Association	25,000	25,000	25,000
516010	Monsignor Carr Institute	84,478	84,478	84,478
516010	Baker Victory Services	76,637	76,637	76,637
516010	Child & Family Services	1,123,452	1,123,452	1,123,452
516010	Compeer West	173,056	173,056	173,056
516010	New Directions	1,046,130	1,046,130	1,046,130
516010	Joan A. Male Family Spt Ctr.	280,000	280,000	280,000
516010	Gateway	445,044	445,044	445,044
516010	Hopevale	404,741	404,741	404,741
516010	Contractual Payments - Non Pro Pur Srv	710,000	710,000	710,000
912490	ID Mtl Hlt Grt Srvs	(4,914,050)	(4,914,050)	(4,914,050)
Total Appropriation		2,153,736	2,153,736	2,153,736
Revenue				
409000	State Aid Revenues	2,153,736	2,153,736	2,153,736
Total Revenue		2,153,736	2,153,736	2,153,736

2006 Budget Estimate - Summary of Personal Services

Fund Center: 12410

Mental Health

Fund Center: 12410		Job		Prior Year 2004		Current Year 2005		----- Ensuing Year 2006 -----					Remarks
Mental Health		Group	No:	Salary	No:	Salary	No:	Dept-Req	No:	Exec-Rec	No:	Leg-Adopt	
Grant Name SAMHSA - Family Voices													
Cost Center 1241020 Mental Health Services													
Full-time		Positions											
1 PROJECT DIRECTOR SAMHSA		15	0	\$0	1	\$63,573	1	\$70,866	1	\$70,866	1	\$70,866	
2 FORENSIC MENTAL HEALTH SPECIALIST III		13	0	\$0	0	\$0	1	\$71,261	1	\$71,261	1	\$71,261	Gain
Total:		0		\$0	1	\$63,573	2	\$142,127	2	\$142,127	2	\$142,127	
<u>Grant Summary Totals</u>													
Full-time:		0		\$0	1	\$63,573	2	\$142,127	2	\$142,127	2	\$142,127	
Grant Totals:		0		\$0	1	\$63,573	2	\$142,127	2	\$142,127	2	\$142,127	

COUNTY OF ERIE

Fund:	281		2006	2006	2006
Department:	Mental Health Department		Department	Executive	Legislative
Grant:	Family Voices		Request	Recommended	Adopted
<hr/>					
Appropriations					
500000	Full Time - Salaries		142,127	142,127	142,127
502000	Fringe Benefits		56,851	56,851	56,851
510000	Local Mileage Reimbursement		1,500	1,500	1,500
510100	Out Of Area Travel		10,000	10,000	10,000
510200	Training and Education		1,500	1,500	1,500
516010	Compeer West		87,975	87,975	87,975
516010	New Directions		425,512	425,512	425,512
516010	UB Family Medicine		481,838	481,838	481,838
516010	Spectrum Human Services		38,220	38,220	38,220
516010	Gateway		183,512	183,512	183,512
516010	Hopevale		402,899	402,899	402,899
516010	Contractual Payments - Non Pro Pur Srv		500,000	500,000	500,000
912490	ID Mtl Hlt Grt Srvs		(25,000)	(25,000)	(25,000)
Total Appropriation			2,306,934	2,306,934	2,306,934
 Revenue					
409000	State Aid Revenues		49,882	49,882	49,882
414000	Federal Aid		2,257,052	2,257,052	2,257,052
Total Revenue			2,306,934	2,306,934	2,306,934

SENIOR SERVICES-GRANTS

CONGREGATE DINING NUTRITION PROGRAM

This grant project is a continuation of an existing grant for the entitlement period 1/1/06 to 12/31/06. The purpose of this grant is to help elderly persons maintain their nutritional well-being and social independence. The grant is used to provide a hot noon-day meal at 54 strategically-located congregate meal sites throughout the County for approximately 7,000 elderly persons. This grant is also known as the "Stay Fit Dining Program". Approximately 430,000 meals are served annually. In addition, nutrition education and individual nutrition counseling are provided by professional dietary personnel. The grant is funded by federal and county funds, in addition to voluntary client contributions. Any reduction in federal support for this program during the entitlement period may require a reduction in program services.

Total Appropriation	\$ 2,276,434
Federal Share	\$ 1,343,199
State Share	—
Other Local Sources	\$ 789,025
County Share	\$ 144,210

HOME-DELIVERED NUTRITION PROGRAM

This grant project is a continuation of an existing grant for the entitlement period 1/1/06 to 12/31/06. The purpose of this grant is to assist high-risk, frail elderly persons to maintain their independence in a home environment. The grant is used to provide two meals per day, five days per week, to over 1,500 homebound elderly persons. About 746,000 meals are served annually. In addition, nutrition information and individual nutrition counseling are provided by professional dietary personnel. The grant is funded by federal and county funds, in addition to voluntary client contributions. Any reduction in federal support for this program during the entitlement period may require a reduction in program services.

Total Appropriation	\$ 1,428,444
Federal Share	\$ 803,249
State Share	—
Other Local Sources	\$ 529,775
County Share	\$ 95,420

AREAWIDE AGENCY ON AGING

This grant project is a continuation of an existing grant for the entitlement period 1/1/06 to 12/31/06. The purpose of this federal grant is to plan and provide a comprehensive service delivery system for older persons. This grant supports various services which are not provided by task-specific grants and programs for the elderly. These services include additional transportation support, outreach, centralized information and referral, casework management, home services, friendly visiting, legal counseling, senior discount cards, energy assistance information, telephone assurance, adult day care as respite, and support to the RSVP program. These services are provided by a variety of community-based agencies under contract with the Department of Senior Services. The grant also supports planning, fiscal and administrative functions in the Department of Senior Services. Any reduction in federal support for this program during the entitlement period may require a reduction in program services.

Total Appropriation	\$ 1,687,224
Federal Share	\$ 1,407,424
State Share	—
Other Local Sources	\$ 38,800
County Share	\$ 241,000

ELDER ABUSE PREVENTION GRANT

This grant project is a continuation of an existing grant for the entitlement period 1/1/06 to 12/31/06. The purpose of the grant is to address all forms of abuse in long-term care facilities including adult care homes. Funds are utilized to expand the capacity of the ombudsman programs to address resident abuse and neglect and the conditions in adult homes and skilled nursing facilities.

Total Appropriation	\$ 42,051
Federal Share	\$ 42,051
State Share	—
County Share	—

DISEASE PREVENTION AND HEALTH PROMOTION GRANT

This is a continuation of an existing grant to initiate or expand health education services to persons 60 years of age and over in the County, with emphasis on medically under-served areas. The grant supports wellness programs in senior centers, nutrition counseling, general outreach and health education activities. The period of the grant is 1/1/06 to 12/31/06.

Total Appropriation	\$	116,209
Federal Share	\$	104,472
State Share		—
Other Local Sources		—
County Share	\$	11,737

ELDER CAREGIVER SUPPORT PROGRAM

This grant project is the continuation of an existing grant for the entitlement period 1/1/06 to 12/31/06. The purpose of this federal program is to support a Caregiver Resource Center that assists families and others caring for frail elders. The grant supports information and assistance, education and training, counseling, case management, respite, and supplemental services for caregivers dealing with the challenges of their responsibilities. A portion of the program also assists grandparents and other relatives acting as primary caregivers for children under the age of nineteen. The grant is funded with federal and county funds.

Total Appropriation	\$	808,701
Federal Share	\$	579,940
State Share		—
Other Local Sources	\$	15,000
County Share	\$	213,761

COMMUNITY SERVICES FOR THE ELDERLY

This grant project is a continuation of an existing grant for the entitlement period 4/1/06 to 3/31/07. The purpose of this state grant is to identify elderly persons most in need of assistance and to target services to them by coordinating services provided by community agencies. The grant is used to provide numerous services to the high risk elderly over the age of sixty. These include transportation, service linkage, case management, information and assistance, friendly visiting, day care, etc. Community-based agencies under contract with the Department of Senior Services serve approximately 2,800 elderly persons through these programs. The grant is funded by New York State, client contributions and a required county share.

Total Appropriation	\$	1,228,364
Federal Share		—
State Share	\$	923,589
Other Local Sources	\$	111,635
County Share	\$	193,140

EXPANDED IN-HOME SERVICES FOR THE ELDERLY PROGRAM (EISEP)

This grant project is a continuation of an existing grant for the entitlement period 4/1/06 to 3/31/07. The purpose of this state grant is to expand case management and non-medical, in-home services to frail elderly living in the community. The department provides case management, personal emergency response systems, personal care and homemaker/housekeeper assistance to approximately 3,200 high risk elderly persons. Case managers coordinate services designed to enable elderly persons to remain in their homes thus avoiding costly institutional care. The grant is funded by New York State, client contributions and a required county share.

Total Appropriation	\$	2,557,009
Federal Share		—
State Share	\$	1,975,315
Other Local Sources	\$	129,620
County Share	\$	452,074

CONGREGATE SERVICES INITIATIVE (CSI)

This grant is an expansion of an existing grant for the period 4/1/06 to 3/31/07. The purpose of the grant is to assist senior centers and other congregate services programs to expand their capacities, increase the number of seniors participating in these activities, and transport seniors to such community programs. The grant is funded through the New York State Office for the Aging.

Total Appropriation	\$	68,702
Federal Share	\$	—
State Share	\$	51,456
Other Local Sources	\$	4,378
County Share	\$	12,868

SUPPLEMENTAL NUTRITION ASSISTANCE PROGRAM

This grant project is a continuation of an existing grant for the entitlement period 4/1/06 to 3/31/07. The purpose of this state grant is to provide nutritious meals to homebound ill and to disabled older persons. The grant is used to provide two meals per day, five days per week to over 1,530 homebound frail elderly. Approximately 368,000 meals are provided annually. The grant is funded by New York State and client contributions.

Total Appropriation	\$	1,256,182
Federal Share		—
State Share	\$	734,481
Other Local Sources	\$	521,701
County Share		—

LONG TERM CARE OMBUDSMAN PROGRAM (LTCOP)

Funding under this grant is used to recruit, train, and support volunteers who act as long term care ombudsmen in adult care facilities and nursing homes in the County. They act as advocates for the elderly to improve the quality of life in long term care facilities. This grant is funded by the New York State Office for the Aging. The period of the grant is 4/1/06 to 3/31/07.

Total Appropriation	\$	42,051
Federal Share		—
State Share	\$	42,051
County Share		—

RETIRED SENIOR VOLUNTEER PROGRAM (RSVP)

This grant project is a continuation of an existing grant for the entitlement period 7/1/06 to 6/30/07. The purpose of this federal grant program is to provide coordination, training and support services to older persons who wish to volunteer their time and skills to human service agencies and organizations. The grant is used to recruit and train volunteers in 75 affiliated volunteer stations. Volunteers' efforts are directed primarily toward meeting health and nutrition needs, development of knowledge and skills through school and literacy assignments, and delivery of community services in hospitals, nursing homes, senior centers, aging service providers and cultural agencies. Approximately 160,000 hours of service are rendered annually by 1,150 volunteers.

Total Appropriation	\$	182,602
Federal Share	\$	90,051
State Share		—
Other Local Sources	\$	2,500
County Share	\$	90,051

SENIOR COMMUNITY SERVICE EMPLOYMENT

This grant project is a continuation of an existing grant for the entitlement period 7/1/06 to 6/30/07. The purpose of this federal grant is to provide subsidized training and unsubsidized employment for low income older persons. The grant is used to assess client needs and abilities, provide job counseling, job preparation and place low income persons over the age of 55 in unsubsidized employment. The services are provided through a community-based agency under contract to the Department of Senior Services. Approximately 50 seniors are served by the program annually. Any reduction in federal support for this program during the entitlement period may require a reduction in program services.

Total Appropriation	\$	272,155
Federal Share	\$	244,939
State Share		—
Other Local Sources	\$	9,216
County Share	\$	18,000

SENIOR AIDES PROGRAM

This grant project is a continuation of an existing grant from Senior Services America, Inc., for the program period from 7/1/06 to 6/30/07. The purpose of this grant is to provide subsidized training to low income elderly in Erie County who are age 55 years and older. The grant is used to assess client vocational needs and abilities, provide job counseling, job preparation, and place low income persons in unsubsidized community service and private sector positions. The services are provided by a community-based agency under contract with the Department of Senior Services. Approximately 245 clients are served annually. Any reduction in federal support for this program during the entitlement period may require a reduction in program services.

Total Appropriation	\$	1,113,841
Federal Share	\$	985,090
State Share		—
Other Local Sources	\$	44,751
County Share	\$	84,000

NUTRITION - CASH-IN-LIEU OF COMMODITIES FOOD

This grant project is a continuation of an existing grant for the entitlement period 10/1/06 to 9/30/07. The purpose of this federal grant is to provide additional meals to elderly persons, at congregate dining sites or in their homes, in conjunction with the Department of Senior Services Nutrition Program for the Elderly. This program earns cash in lieu of commodity reimbursements from the U.S. Department of Agriculture for application against the cost of meals served under the Congregate Dining Nutrition Program, the Home-Delivered Nutrition Program and the State Nutrition Assistance Program. Any reduction in federal support for this program during the entitlement period may require a reduction in program services of the three associated nutrition grant projects.

Total Appropriation	\$	723,614
Federal Share	\$	723,614
State Share		—
County Share		—

HEALTH INSURANCE INFORMATION, COUNSELING AND ASSISTANCE PROGRAM (HIICAP)

This is a continuation of an existing grant for the entitlement period 4/1/06 to 3/31/07. The project provides information and counseling to senior citizens or their family members on a range of health insurance issues including: Medicare, Medicaid, private health insurance, managed care, supplemental policies and long-term care insurance. County staff and volunteers alike assist seniors in assessing their health coverage needs and in selecting the most appropriate insurance option. Special emphasis this year will be given to Medicare Part D prescription benefits.

Total Appropriation	\$	27,413
Federal Share	\$	27,413
State Share		—
Other Local Sources		—
County Share		—

**WEATHERIZATION REFERRAL AND PACKAGING
PROGRAM – SOFA**

This grant project is a continuation of a grant for the period 10/1/06 to 9/30/07. The purpose of this federal grant is to provide weatherization and referral services to low-income elderly households. Older persons with high utility bills will be identified and informed about weatherization services to lower their energy consumption. Approximately 300 persons are served annually.

Total Appropriation	\$	335,366
Federal Share	\$	335,366
State Share		—
County Share		—

HOPE FOR ELDERLY INDEPENDENCE GRANT

This grant project is a continuation of a grant for the period 1/1/06 to 12/31/06. The purpose of this federal grant is to provide or arrange rent subsidy and supportive services for frail elderly residents of Erie County. The source of the grant is federal funds through the Erie County Public Housing Agency Consortium.

Total Appropriation	\$	200,000
Federal Share	\$	200,000
State Share		—
County Share		—

**NEW YORK STATE RETIRED SENIOR VOLUNTEER
PROGRAM - (NYSRSVP)**

This grant is a continuation of an existing grant for the entitlement period 4/1/06 to 3/31/07. This grant is used primarily to recruit and train volunteers for the Back to School Initiative. Volunteers are tutoring and working in classrooms and libraries in elementary schools in various locations in the County. The grant is funded through the New York State Office for the Aging.

Total Appropriation	\$	11,632
Federal Share		—
State Share	\$	11,632
County Share		—

2006 Budget Estimate - Summary of Personal Services

Fund Center: 163

Senior Services

Fund Center: 163		Job	Prior Year 2004		Current Year 2005		----- Ensuing Year 2006 -----						
Senior Services		Group	No:	Salary	No:	Salary	No:	Dept-Req	No:	Exec-Rec	No:	Leg-Adopt	Remarks
Grant Name	Congregate Dining Nutrition Program												
Cost Center	1632010 Area Agency Services												
Full-time		Positions											
1 PROGRAM DIRECTOR-NUTRITION FOR ELDERL		14	1	\$76,640	1	\$78,173	1	\$79,770	1	\$79,770	1	\$79,770	
2 ASSISTANT PROJECT DIR(NUTRITION PROG EL		12	1	\$58,356	1	\$60,927	1	\$62,146	1	\$62,146	1	\$62,146	
3 CHIEF DIETITIAN		12	1	\$61,125	1	\$62,348	1	\$63,622	1	\$63,622	1	\$63,622	
4 DIETITIAN CONSULTANT		11	2	\$104,377	2	\$110,292	2	\$112,499	2	\$112,499	2	\$112,499	
5 COORDINATOR OF MULTIPURPOSE CENTERS		09	1	\$40,333	0	\$0	0	\$0	0	\$0	0	\$0	
6 FITNESS TRAINER/MEDIA SPECIALIST-SR SRV		09	0	\$0	1	\$43,299	1	\$45,314	1	\$45,314	1	\$45,314	
7 NUTRITION COORDINATOR		09	1	\$44,576	1	\$45,469	1	\$46,378	1	\$46,378	1	\$46,378	
8 SENIOR ACCOUNT CLERK		06	1	\$36,762	1	\$37,496	1	\$39,469	1	\$39,469	1	\$39,469	
9 DATA ENTRY OPERATOR		04	2	\$59,438	2	\$61,674	2	\$62,908	2	\$62,908	2	\$62,908	
10 SENIOR CLERK-STENOGRAPHER		04	1	\$32,269	1	\$32,914	1	\$33,571	1	\$33,571	1	\$33,571	
Total:		11		\$513,876	11	\$532,592	11	\$545,677	11	\$545,677	11	\$545,677	
Part-time		Positions											
1 COMMUNITY SERVICE AIDE (PT)		01	1	\$11,978	1	\$11,978	1	\$11,978	1	\$11,978	1	\$11,978	
Total:		1		\$11,978	1	\$11,978	1	\$11,978	1	\$11,978	1	\$11,978	
<u>Grant Summary Totals</u>													
Full-time:		11		\$513,876	11	\$532,592	11	\$545,677	11	\$545,677	11	\$545,677	
Part-time:		1		\$11,978	1	\$11,978	1	\$11,978	1	\$11,978	1	\$11,978	
Grant Totals:		12		\$525,854	12	\$544,570	12	\$557,655	12	\$557,655	12	\$557,655	

COUNTY OF ERIE

Fund:	281	2006	2006	2006
Department:	Senior Services	Department	Executive	Legislative
Grant:	Congregate Dining Nutrition Program	Request	Recommended	Adopted
<hr/>				
Appropriations				
500000	Full Time - Salaries	545,677	545,677	545,677
500010	Part Time - Wages	11,978	11,978	11,978
502000	Fringe Benefits	207,340	207,340	207,340
505000	Office Supplies	4,700	4,700	4,700
505400	Food & Kitchen Supplies	1,880	1,880	1,880
506200	Maintenance & Repair	660	660	660
510000	Local Mileage Reimbursement	10,500	10,500	10,500
510100	Out Of Area Travel	4,000	4,000	4,000
510200	Training and Education	2,452	2,452	2,452
516010	Salvation Army	51,414	51,414	51,414
516010	Town of Amherst Senior Center	92,378	92,378	92,378
516010	Jewish Center	50,912	50,912	50,912
516020	Professional Service Contracts and Fees	1,273,823	1,273,823	1,273,823
516030	Maintenance Contracts	500	500	500
980000	ID DISS Services	18,220	18,220	18,220
Total Appropriation		2,276,434	2,276,434	2,276,434
 Revenue				
414000	Federal Aid	1,343,199	1,343,199	1,343,199
466000	Misc Receipts	6,694	6,694	6,694
466100	Oth Rev-Grant Prog	782,331	782,331	782,331
479000	County Share Contribution	144,210	144,210	144,210
Total Revenue		2,276,434	2,276,434	2,276,434

2006 Budget Estimate - Summary of Personal Services

Fund Center: 163

Senior Services

Fund Center: 163		Job		Prior Year 2004		Current Year 2005		----- Ensuing Year 2006 -----					
Senior Services		Group	No:	Salary	No:	Salary	No:	Dept-Req	No:	Exec-Rec	No:	Leg-Adopt	Remarks
Grant Name		Home Delivered Nutrition Program											
Cost Center		1632010 Area Agency Services											
Full-time		Positions											
1 SENIOR CASE MANAGER-SENIOR SERVICES		09	1	\$46,702	1	\$49,789	1	\$50,786	1	\$50,786	1	\$50,786	
Total:			1	\$46,702	1	\$49,789	1	\$50,786	1	\$50,786	1	\$50,786	
<u>Grant Summary Totals</u>													
Full-time:			1	\$46,702	1	\$49,789	1	\$50,786	1	\$50,786	1	\$50,786	
Grant Totals:			1	\$46,702	1	\$49,789	1	\$50,786	1	\$50,786	1	\$50,786	

COUNTY OF ERIE

Fund:	281		2006	2006	2006
Department:	Senior Services		Department	Executive	Legislative
Grant:	Home Delivered Nutrition Program		Request	Recommended	Adopted
<hr/>					
Appropriations					
500000	Full Time - Salaries		50,786	50,786	50,786
502000	Fringe Benefits		20,315	20,315	20,315
510000	Local Mileage Reimbursement		800	800	800
516010	Meals on Wheels Buffalo & Erie County		1,316,538	1,316,538	1,316,538
516010	Southtowns Meals on Wheels		20,005	20,005	20,005
516020	Professional Service Contracts and Fees		20,000	20,000	20,000
	Total Appropriation		1,428,444	1,428,444	1,428,444
Revenue					
414000	Federal Aid		803,249	803,249	803,249
466100	Oth Rev-Grant Prog		529,775	529,775	529,775
479000	County Share Contribution		95,420	95,420	95,420
	Total Revenue		1,428,444	1,428,444	1,428,444

2006 Budget Estimate - Summary of Personal Services

Fund Center: 163

Senior Services

Job	Prior Year 2004	Current Year 2005	----- Ensuing Year 2006 -----								
Group	No:	Salary	No:	Salary	No:	Dept-Req	No:	Exec-Rec	No:	Leg-Adopt	Remarks

Grant Name Area Agency on Aging

Cost Center 1632010 Area Agency Services

Full-time Positions

1 SUPERVISOR OF GRANTS ADMINISTRATION	14	1	\$78,354	1	\$79,920	1	\$81,517	1	\$81,517	1	\$81,517
2 SUPERVISOR OF PROGRAM DEVELOPMENT & E	14	1	\$78,354	1	\$79,920	1	\$81,517	1	\$81,517	1	\$81,517
3 PROGRAMMER ANALYST	12	1	\$58,356	1	\$59,523	1	\$61,458	1	\$61,458	1	\$61,458
4 SENIOR CONTRACT MONITOR	12	1	\$63,904	1	\$65,181	1	\$66,485	1	\$66,485	1	\$66,485
5 CONTRACT MONITOR (SENIOR SERVICES)	11	2	\$110,632	2	\$112,844	2	\$115,802	2	\$115,802	2	\$115,802
6 ASSISTANT COORDINATOR NEIGHBORHOOD S	10	1	\$51,463	1	\$52,493	1	\$53,543	1	\$53,543	1	\$53,543
7 ACCOUNTANT	09	1	\$42,451	1	\$48,709	1	\$49,705	1	\$49,705	1	\$49,705
8 PROJECT COORDINATOR SPECIAL EVTS SEN S	09	1	\$42,451	1	\$45,469	1	\$46,378	1	\$46,378	1	\$46,378
9 ADMINISTRATIVE CLERK	07	1	\$42,174	1	\$43,019	1	\$43,880	1	\$43,880	1	\$43,880
10 SENIOR ACCOUNT CLERK	06	2	\$75,069	2	\$77,360	2	\$78,102	2	\$78,102	2	\$78,102
11 DISPATCHER	04	2	\$61,996	3	\$88,158	3	\$95,275	3	\$95,275	3	\$95,275
12 SENIOR CLERK-STENOGRAPHER	04	1	\$31,762	1	\$32,396	1	\$33,055	1	\$33,055	1	\$33,055
13 RECEPTIONIST	03	1	\$25,542	1	\$28,995	1	\$29,576	1	\$29,576	1	\$29,576
14 SENIOR CLERK	03	1	\$28,427	1	\$28,995	1	\$29,576	1	\$29,576	1	\$29,576
Total:	17		\$790,935	18	\$842,982	18	\$865,869	18	\$865,869	18	\$865,869

Part-time Positions

1 COMMUNITY SERVICE AIDE (PT)	01	1	\$11,978	1	\$11,978	0	\$0	0	\$0	0	\$0	Transfer
2 COMMUNITY SERVICE AIDE (PT)	01	10	\$108,047	7	\$79,488	7	\$80,766	7	\$80,766	7	\$80,766	
Total:	11		\$120,025	8	\$91,466	7	\$80,766	7	\$80,766	7	\$80,766	

Grant Summary Totals

Full-time:	17	\$790,935	18	\$842,982	18	\$865,869	18	\$865,869	18	\$865,869
Part-time:	11	\$120,025	8	\$91,466	7	\$80,766	7	\$80,766	7	\$80,766
Grant Totals:	28	\$910,960	26	\$934,448	25	\$946,635	25	\$946,635	25	\$946,635

COUNTY OF ERIE

Fund:	281	2006	2006	2006
Department:	Senior Services	Department	Executive	Legislative
Grant:	Area Agency on Aging	Request	Recommended	Adopted
Appropriations				
500000	Full Time - Salaries	865,869	865,869	865,869
500010	Part Time - Wages	80,766	80,766	80,766
500350	Other Employee Pymts	3,300	3,300	3,300
502000	Fringe Benefits	353,880	353,880	353,880
505000	Office Supplies	10,261	10,261	10,261
506200	Maintenance & Repair	300	300	300
510000	Local Mileage Reimbursement	5,500	5,500	5,500
510100	Out Of Area Travel	2,860	2,860	2,860
510200	Training and Education	6,000	6,000	6,000
516010	Olmstead Center of Visually Impaired	27,464	27,464	27,464
516010	Child & Family Services	7,578	7,578	7,578
516010	Legal Services for the Elderly	226,519	226,519	226,519
516010	Coordinated Care	32,683	32,683	32,683
516010	Town of Tonawanda - Bus Transportation	21,994	21,994	21,994
516020	Professional Service Contracts and Fees	7,750	7,750	7,750
516030	Maintenance Contracts	1,500	1,500	1,500
530000	Other Expenses	4,500	4,500	4,500
545000	Rental	1,500	1,500	1,500
916390	ID Senior Srvs Grants	(3,000)	(3,000)	(3,000)
980000	ID DISS Services	30,000	30,000	30,000
Total Appropriation		1,687,224	1,687,224	1,687,224
Revenue				
414000	Federal Aid	1,407,424	1,407,424	1,407,424
466000	Misc Receipts	34,000	34,000	34,000
466100	Oth Rev-Grant Prog	4,800	4,800	4,800
479000	County Share Contribution	241,000	241,000	241,000
Total Revenue		1,687,224	1,687,224	1,687,224

COUNTY OF ERIE

Fund: 281		2006	2006	2006
Department: Senior Services		Department	Executive	Legislative
Grant: Elder Abuse Prevention Ombudsman Pgm (Title VII)		Request	Recommended	Adopted
<hr/>				
Appropriations				
516010	American Red Cross	42,051	42,051	42,051
Total Appropriation		42,051	42,051	42,051
Revenue				
414000	Federal Aid	42,051	42,051	42,051
Total Revenue		42,051	42,051	42,051

2006 Budget Estimate - Summary of Personal Services

Fund Center: 163

Senior Services

Fund Center: 163		Job	Prior Year 2004		Current Year 2005		----- Ensuing Year 2006 -----						
Senior Services		Group	No:	Salary	No:	Salary	No:	Dept-Req	No:	Exec-Rec	No:	Leg-Adopt	Remarks
Grant Name	Disease Prevention and Health Promotion Grant												
Cost Center	1632010 Area Agency Services												
Full-time	Positions												

1	PUBLIC HEALTH NURSE	09	1	\$50,939	1	\$50,939	1	\$52,468	1	\$52,468	1	\$52,468	
		Total:	1	\$50,939	1	\$50,939	1	\$52,468	1	\$52,468	1	\$52,468	

Grant Summary Totals

Full-time:	1	\$50,939	1	\$50,939	1	\$52,468	1	\$52,468	1	\$52,468
Grant Totals:	1	\$50,939	1	\$50,939	1	\$52,468	1	\$52,468	1	\$52,468

COUNTY OF ERIE

Fund:	281	2006	2006	2006
Department:	Senior Services	Department	Executive	Legislative
Grant:	Disease Prevention and Health Promotion Grant	Request	Recommended	Adopted
<hr/>				
Appropriations				
500000	Full Time - Salaries	52,468	52,468	52,468
502000	Fringe Benefits	20,987	20,987	20,987
505000	Office Supplies	3,500	3,500	3,500
510000	Local Mileage Reimbursement	1,500	1,500	1,500
510100	Out Of Area Travel	1,500	1,500	1,500
510200	Training and Education	1,500	1,500	1,500
516020	Professional Service Contracts and Fees	23,909	23,909	23,909
530000	Other Expenses	8,345	8,345	8,345
980000	ID DISS Services	2,500	2,500	2,500
Total Appropriation		116,209	116,209	116,209
 Revenue				
414000	Federal Aid	104,472	104,472	104,472
479000	County Share Contribution	11,737	11,737	11,737
Total Revenue		116,209	116,209	116,209

2006 Budget Estimate - Summary of Personal Services

Fund Center: 163

Senior Services

Fund Center: 163		Job	Prior Year 2004		Current Year 2005		----- Ensuing Year 2006 -----						
Senior Services		Group	No:	Salary	No:	Salary	No:	Dept-Req	No:	Exec-Rec	No:	Leg-Adopt	Remarks
Grant Name	Elder Caregiver Support Program												
Cost Center	1632010 Area Agency Services												
Full-time		Positions											
1 PROJECT COORDINATOR-SENIOR SERVICES		12	1	\$61,125	1	\$62,348	1	\$64,344	1	\$64,344	1	\$64,344	
2 RESEARCH ANALYST		09	1	\$33,916	0	\$0	0	\$0	0	\$0	0	\$0	
3 SENIOR CASE MANAGER-SENIOR SERVICES		09	1	\$47,755	1	\$48,709	0	\$0	0	\$0	0	\$0	Delete
4 CASE MANAGER - SENIOR SERVICES		07	0	\$0	1	\$31,899	1	\$32,567	1	\$32,567	1	\$32,567	
5 CASE MANAGER-SENIOR SERVICES		07	6	\$227,021	5	\$193,800	5	\$199,904	5	\$199,904	5	\$199,904	
6 OUTREACH AIDE (SENIOR SERVICES)		06	1	\$31,793	1	\$33,775	1	\$33,791	1	\$33,791	1	\$33,791	
Total:		10		\$401,610	9	\$370,531	8	\$330,606	8	\$330,606	8	\$330,606	
Part-time		Positions											
1 COMMUNITY SERVICE AIDE (PT)		01	0		0		1	\$11,978	1	\$11,978	1	\$11,978	Gain
Total:		0			0		1	\$11,978	1	\$11,978	1	\$11,978	
<u>Grant Summary Totals</u>													
Full-time:		10		\$401,610	9	\$370,531	8	\$330,606	8	\$330,606	8	\$330,606	
Part-time:		0			0		1	\$11,978	1	\$11,978	1	\$11,978	
Grant Totals:		10		\$401,610	9	\$370,531	9	\$342,584	9	\$342,584	9	\$342,584	

COUNTY OF ERIE

Fund:	281	2006	2006	2006
Department:	Senior Services	Department	Executive	Legislative
Grant:	Elder Caregiver Support Program	Request	Recommended	Adopted
<hr/>				
Appropriations				
500000	Full Time - Salaries	330,606	330,606	330,606
500010	Part Time - Wages	11,978	11,978	11,978
502000	Fringe Benefits	129,419	129,419	129,419
505000	Office Supplies	6,500	6,500	6,500
510000	Local Mileage Reimbursement	6,500	6,500	6,500
510100	Out Of Area Travel	1,500	1,500	1,500
510200	Training and Education	2,000	2,000	2,000
516010	Legal Services for the Elderly	60,000	60,000	60,000
516020	Professional Service Contracts and Fees	2,198	2,198	2,198
516020	Home Care Services	50,000	50,000	50,000
516020	Geriatric Counseling Services	30,000	30,000	30,000
516020	Adult Day Care Agencies	160,000	160,000	160,000
516030	Maintenance Contracts	500	500	500
530000	Other Expenses	2,500	2,500	2,500
980000	ID DISS Services	15,000	15,000	15,000
Total Appropriation		808,701	808,701	808,701
 Revenue				
414000	Federal Aid	579,940	579,940	579,940
466000	Misc Receipts	13,000	13,000	13,000
466100	Oth Rev-Grant Prog	2,000	2,000	2,000
479000	County Share Contribution	213,761	213,761	213,761
Total Revenue		808,701	808,701	808,701

2006 Budget Estimate - Summary of Personal Services

Fund Center: 163

Senior Services

Fund Center: 163		Job	Prior Year 2004		Current Year 2005		----- Ensuing Year 2006 -----						
Senior Services		Group	No:	Salary	No:	Salary	No:	Dept-Req	No:	Exec-Rec	No:	Leg-Adopt	Remarks
Grant Name	Community Services for the Elderly Program												
Cost Center	1632010 Area Agency Services												
Full-time	Positions												
1	COORDINATOR OF NEIGHBORHOOD SERVICES	13	1	\$66,934	1	\$68,274	1	\$70,833	1	\$70,833	1	\$70,833	
2	PROJECT ANALYST	09	1	\$33,916	0	\$0	0	\$0	0	\$0	0	\$0	
3	ACCOUNT CLERK-TYPIST	04	1	\$31,762	1	\$32,396	1	\$31,461	1	\$31,461	1	\$31,461	
4	COMMUNITY SERVICE AIDE	01	1	\$25,012	1	\$25,012	1	\$26,324	1	\$26,324	1	\$26,324	
Total:		4		\$157,624	3	\$125,682	3	\$128,618	3	\$128,618	3	\$128,618	
<u>Grant Summary Totals</u>													
Full-time:		4		\$157,624	3	\$125,682	3	\$128,618	3	\$128,618	3	\$128,618	
Grant Totals:		4		\$157,624	3	\$125,682	3	\$128,618	3	\$128,618	3	\$128,618	

COUNTY OF ERIE

Fund:	281	2006	2006	2006
Department:	Senior Services	Department	Executive	Legislative
Grant:	Community Services for the Elderly Program	Request	Recommended	Adopted

Appropriations

500000	Full Time - Salaries	128,618	128,618	128,618
502000	Fringe Benefits	48,909	48,909	48,909
505000	Office Supplies	989	989	989
510000	Local Mileage Reimbursement	1,500	1,500	1,500
510100	Out Of Area Travel	2,000	2,000	2,000
516010	Bailey Delavan Community Services	154,325	154,325	154,325
516010	Buffalo Federation of Neighborhood centers	102,218	102,218	102,218
516010	Catholic Charities Manpower Division	129,280	129,280	129,280
516010	Concerned Ecumenical Ministry	134,299	134,299	134,299
516010	Lt. Col. Matt Urban Center	113,948	113,948	113,948
516010	North Buffalo Community Center	35,014	35,014	35,014
516010	Northwest Buffalo Community Center	57,134	57,134	57,134
516010	St. Augustine Community Center	132,374	132,374	132,374
516010	South Buffalo Community Development Assoc.	109,251	109,251	109,251
516010	Community Concern of WNY	52,912	52,912	52,912
516010	Town of Amherst Senior Center	16,420	16,420	16,420
516030	Maintenance Contracts	500	500	500
530000	Other Expenses	2,515	2,515	2,515
980000	ID DISS Services	6,158	6,158	6,158
Total Appropriation		1,228,364	1,228,364	1,228,364

Revenue

409000	State Aid Revenues	923,589	923,589	923,589
466000	Misc Receipts	111,635	111,635	111,635
479000	County Share Contribution	193,140	193,140	193,140
Total Revenue		1,228,364	1,228,364	1,228,364

2006 Budget Estimate - Summary of Personal Services

Fund Center: 163

Senior Services

Job Group	Prior Year 2004 No:	Salary	Current Year 2005 No:	Salary	----- Ensuing Year 2006 -----	No:	Dept-Req	No:	Exec-Rec	No:	Leg-Adopt	Remarks
--------------	------------------------	--------	--------------------------	--------	-------------------------------	-----	----------	-----	----------	-----	-----------	---------

Grant Name EISEP (Expanded In-Home Svcs for the Elderly Pgm (EISEP)

Cost Center 1632010 Area Agency Services

Full-time	Positions	-----
1	SUPERVISOR CASE MANAGEMENT SERV SR SR	14 1 \$74,928 1 \$78,173 1 \$79,737 1 \$79,737 1 \$79,737
2	SOCIAL CASE SUPERVISOR (SENIOR SERVICES	11 1 \$56,564 1 \$57,695 1 \$59,174 1 \$59,174 1 \$59,174
3	SENIOR CASE MANAGER-SENIOR SERVICES	09 3 \$127,306 3 \$140,726 3 \$144,093 3 \$144,093 3 \$144,093
4	CASE MANAGER-SENIOR SERVICES	07 2 \$76,560 2 \$80,638 2 \$82,249 2 \$82,249 2 \$82,249
5	SENIOR ACCOUNT CLERK	06 1 \$36,762 1 \$38,287 1 \$39,052 1 \$39,052 1 \$39,052
6	SENIOR COMMUNITY SERVICE AIDE	06 1 \$34,449 1 \$34,449 1 \$35,841 1 \$35,841 1 \$35,841
Total:		9 \$406,569 9 \$429,968 9 \$440,146 9 \$440,146 9 \$440,146

Grant Summary Totals

Full-time:	9	\$406,569	9	\$429,968	9	\$440,146	9	\$440,146	9	\$440,146
Grant Totals:	9	\$406,569	9	\$429,968	9	\$440,146	9	\$440,146	9	\$440,146

COUNTY OF ERIE

Fund:	281	2006	2006	2006
Department:	Senior Services	Department	Executive	Legislative
Grant:	Expanded In-Home Svcs for the Elderly Pgm	Request	Recommended	Adopted
Appropriations				
500000	Full Time - Salaries	440,146	440,146	440,146
502000	Fringe Benefits	176,059	176,059	176,059
504990	Reduction from Personnel Services Acct	(16,574)	(16,574)	(16,574)
505000	Office Supplies	4,500	4,500	4,500
506200	Maintenance & Repair	420	420	420
510000	Local Mileage Reimbursement	4,500	4,500	4,500
516010	Bailey Delavan Community Services	14,920	14,920	14,920
516010	Town of Amherst Senior Center	65,015	65,015	65,015
516010	Concerned Ecumenical Ministry	99,333	99,333	99,333
516010	Community Concern Evans & Brant	72,656	72,656	72,656
516010	Lt. Col. Matt Urban Center	107,768	107,768	107,768
516010	North Buffalo Community Center	51,195	51,195	51,195
516010	Northwest Buffalo Community Center	43,490	43,490	43,490
516010	South Buffalo Community Development Assoc.	104,495	104,495	104,495
516020	Home Care Services	1,335,406	1,335,406	1,335,406
516020	Personal Emergency Response Srv	15,000	15,000	15,000
516030	Maintenance Contracts	750	750	750
530000	Other Expenses	24,930	24,930	24,930
980000	ID DISS Services	13,000	13,000	13,000
Total Appropriation		2,557,009	2,557,009	2,557,009
Revenue				
409000	State Aid Revenues	1,975,315	1,975,315	1,975,315
466000	Misc Receipts	86,620	86,620	86,620
466100	Oth Rev-Grant Prog	43,000	43,000	43,000
479000	County Share Contribution	452,074	452,074	452,074
Total Revenue		2,557,009	2,557,009	2,557,009

COUNTY OF ERIE

Fund: 281		2006	2006	2006
Department: Senior Services		Department	Executive	Legislative
Grant: Congregate Services Initiative (CSI)		Request	Recommended	Adopted
Appropriations				
516010	Los Tainos	5,000	5,000	5,000
516010	Hispanics United of Buffalo	29,895	29,895	29,895
516010	Lt. Col. Matt Urban Center	33,807	33,807	33,807
Total Appropriation		68,702	68,702	68,702
Revenue				
409000	State Aid Revenues	51,456	51,456	51,456
466000	Misc Receipts	4,378	4,378	4,378
479000	County Share Contribution	12,868	12,868	12,868
Total Revenue		68,702	68,702	68,702

COUNTY OF ERIE

Fund:	281		2006	2006	2006
Department:	Senior Services		Department	Executive	Legislative
Grant:	Supplemental Nutrition Assistance Program		Request	Recommended	Adopted
<hr/>					
Appropriations					
516010	Meals on Wheels Buffalo & Erie County		1,256,182	1,256,182	1,256,182
	Total Appropriation		1,256,182	1,256,182	1,256,182
 Revenue					
409000	State Aid Revenues		734,481	734,481	734,481
466100	Oth Rev-Grant Prog		521,701	521,701	521,701
	Total Revenue		1,256,182	1,256,182	1,256,182

COUNTY OF ERIE

Fund: 281		2006	2006	2006
Department: Senior Services		Department	Executive	Legislative
Grant: Long Term Care Ombudsman Program (LTCOP)		Request	Recommended	Adopted
<hr/>				
Appropriations				
516010	American Red Cross	42,051	42,051	42,051
Total Appropriation		42,051	42,051	42,051
Revenue				
409000	State Aid Revenues	42,051	42,051	42,051
Total Revenue		42,051	42,051	42,051

2006 Budget Estimate - Summary of Personal Services

Fund Center: 163

Senior Services

Fund Center: 163		Job	Prior Year 2004		Current Year 2005		----- Ensuing Year 2006 -----						
Senior Services		Group	No:	Salary	No:	Salary	No:	Dept-Req	No:	Exec-Rec	No:	Leg-Adopt	Remarks
Grant Name	Retired Senior Volunteer Program (RSVP)												
Cost Center	1632010 Area Agency Services												
Full-time		Positions											

1	COORDINATOR-SENIOR VOLUNTEERS-AGED	11	1	\$47,823	1	\$51,316	1	\$54,945	1	\$54,945	1	\$54,945	
2	ACCOUNT CLERK-TYPIST	04	1	\$29,727	1	\$30,322	1	\$30,930	1	\$30,930	1	\$30,930	
		Total:	2	\$77,550	2	\$81,638	2	\$85,875	2	\$85,875	2	\$85,875	
Part-time		Positions											

1	COMMUNITY SERVICE AIDE (PT)	01	1	\$11,195	1	\$11,195	1	\$11,586	1	\$11,586	1	\$11,586	
		Total:	1	\$11,195	1	\$11,195	1	\$11,586	1	\$11,586	1	\$11,586	
<u>Grant Summary Totals</u>													
		Full-time:	2	\$77,550	2	\$81,638	2	\$85,875	2	\$85,875	2	\$85,875	
		Part-time:	1	\$11,195	1	\$11,195	1	\$11,586	1	\$11,586	1	\$11,586	
		Grant Totals:	3	\$88,745	3	\$92,833	3	\$97,461	3	\$97,461	3	\$97,461	

COUNTY OF ERIE

Fund:	281	2006	2006	2006
Department:	Senior Services	Department	Executive	Legislative
Grant:	Retired Senior Volunteer Program (RSVP)	Request	Recommended	Adopted
<hr/>				
Appropriations				
500000	Full Time - Salaries	85,875	85,875	85,875
500010	Part Time - Wages	11,586	11,586	11,586
502000	Fringe Benefits	35,857	35,857	35,857
505000	Office Supplies	470	470	470
510000	Local Mileage Reimbursement	28,692	28,692	28,692
510100	Out Of Area Travel	1,000	1,000	1,000
516020	Professional Service Contracts and Fees	750	750	750
530000	Other Expenses	8,472	8,472	8,472
545000	Rental	3,500	3,500	3,500
555050	Insurance Premiums	3,400	3,400	3,400
980000	ID DISS Services	3,000	3,000	3,000
Total Appropriation		182,602	182,602	182,602
 Revenue				
414000	Federal Aid	90,051	90,051	90,051
466100	Oth Rev-Grant Prog	2,500	2,500	2,500
479000	County Share Contribution	90,051	90,051	90,051
Total Revenue		182,602	182,602	182,602

COUNTY OF ERIE

Fund: 281		2006	2006	2006
Department: Senior Services		Department	Executive	Legislative
Grant: Senior Community Service Employment		Request	Recommended	Adopted
Appropriations				
516010	Support Services Corp.	272,155	272,155	272,155
Total Appropriation		272,155	272,155	272,155
Revenue				
414000	Federal Aid - St Pass	244,939	244,939	244,939
466100	Oth Rev-Grant Prog	9,216	9,216	9,216
479000	County Share Contribution	18,000	18,000	18,000
Total Revenue		272,155	272,155	272,155

COUNTY OF ERIE

Fund: 281		2006	2006	2006
Department: Senior Services		Department	Executive	Legislative
Grant: Senior Aides Program		Request	Recommended	Adopted
Appropriations				
516010	Support Services Corp.	1,113,841	1,113,841	1,113,841
Total Appropriation		1,113,841	1,113,841	1,113,841
Revenue				
414000	Federal Aid	985,090	985,090	985,090
466000	Misc Receipts	44,751	44,751	44,751
479000	County Share Contribution	84,000	84,000	84,000
Total Revenue		1,113,841	1,113,841	1,113,841

COUNTY OF ERIE

Fund:	281		2006	2006	2006
Department:	Senior Services		Department	Executive	Legislative
Grant:	Cash in Lieu of Commodity Foods		Request	Recommended	Adopted
<hr/>					
Appropriations					
516010	Meals on Wheels Buffalo & Erie County		468,527	468,527	468,527
516020	Professional Service Contracts and Fees		255,087	255,087	255,087
	Total Appropriation		723,614	723,614	723,614
 Revenue					
414000	Federal Aid		723,614	723,614	723,614
	Total Revenue		723,614	723,614	723,614

COUNTY OF ERIE

Fund:	281	2006	2006	2006
Department:	Senior Services	Department	Executive	Legislative
Grant:	Hlth Insurance Info. Counseling & Assistance Pgm	Request	Recommended	Adopted
<hr/>				
Appropriations				
500000	Full Time - Salaries	11,754	11,754	11,754
502000	Fringe Benefits	4,820	4,820	4,820
505000	Office Supplies	439	439	439
510000	Local Mileage Reimbursement	1,500	1,500	1,500
510100	Out Of Area Travel	1,400	1,400	1,400
516020	Professional Service Contracts and Fees	3,000	3,000	3,000
530000	Other Expenses	2,300	2,300	2,300
545000	Rental Charges	1,000	1,000	1,000
980000	ID DISS Services	1,200	1,200	1,200
Total Appropriation		27,413	27,413	27,413
 Revenue				
414000	Federal Aid	27,413	27,413	27,413
Total Revenue		27,413	27,413	27,413

2006 Budget Estimate - Summary of Personal Services

Fund Center: 163

Senior Services

Job	Prior Year 2004		Current Year 2005		----- Ensuing Year 2006 -----						Remarks
Group	No:	Salary	No:	Salary	No:	Dept-Req	No:	Exec-Rec	No:	Leg-Adopt	

Grant Name Weatherization Referral and Packaging Program - SOFA

Cost Center 1632010 Area Agency Services

Full-time Positions

1 CASE MANAGER-SENIOR SERVICES	07	3	\$113,443	3	\$117,363	3	\$120,627	3	\$120,627	3	\$120,627
2 COMMUNITY RESOURCE TECHNICIAN	06	1	\$30,474	1	\$32,429	1	\$35,520	1	\$35,520	1	\$35,520
3 ENERGY CRISIS ASSISTANCE WORKER #1	02	1	\$24,629	1	\$26,044	1	\$27,766	1	\$27,766	1	\$27,766
Total:		5	\$168,546	5	\$175,836	5	\$183,913	5	\$183,913	5	\$183,913

Grant Summary Totals

Full-time:	5	\$168,546	5	\$175,836	5	\$183,913	5	\$183,913	5	\$183,913
Grant Totals:	5	\$168,546	5	\$175,836	5	\$183,913	5	\$183,913	5	\$183,913

COUNTY OF ERIE

Fund:	281		2006	2006	2006
Department:	Senior Services		Department	Executive	Legislative
Grant:	Weatherization Referral and Packaging Program SOFA		Request	Recommended	Adopted
<hr/>					
Appropriations					
500000	Full Time - Salaries		183,913	183,913	183,913
502000	Fringe Benefits		73,565	73,565	73,565
505000	Office Supplies		1,000	1,000	1,000
510000	Local Mileage Reimbursement		4,000	4,000	4,000
510100	Out Of Area Travel		750	750	750
530000	Other Expenses		66,138	66,138	66,138
980000	ID DISS Services		6,000	6,000	6,000
Total Appropriation			335,366	335,366	335,366
Revenue					
414000	Federal Aid		335,366	335,366	335,366
Total Revenue			335,366	335,366	335,366

2006 Budget Estimate - Summary of Personal Services

Fund Center: 163

Senior Services

Job Group	Prior Year 2004 No: Salary	Current Year 2005 No: Salary	----- Ensuing Year 2006 -----					Remarks
	No: Salary	No: Salary	No: Dept-Req	No: Exec-Rec	No: Leg-Adopt			

Grant Name Hope for Elderly Independence Program

Cost Center 1632010 Area Agency Services

Full-time Positions

1 SENIOR CASE MANAGER-SENIOR SERVICES	09	1	\$46,702	1	\$47,636	1	\$49,684	1	\$49,684	1	\$49,684
2 SECRETARY COMM OF SENIOR SERVICES	08	0	\$0	1	\$42,792	1	\$42,810	1	\$42,810	1	\$42,810
Total:		1	\$46,702	2	\$90,428	2	\$92,494	2	\$92,494	2	\$92,494

Grant Summary Totals

Full-time:	1	\$46,702	2	\$90,428	2	\$92,494	2	\$92,494	2	\$92,494
Grant Totals:	1	\$46,702	2	\$90,428	2	\$92,494	2	\$92,494	2	\$92,494

COUNTY OF ERIE

Fund:	281		2006	2006	2006
Department:	Senior Services		Department	Executive	Legislative
Grant:	Hope for Elderly Independence Program		Request	Recommended	Adopted
<hr/>					
Appropriations					
500000	Full Time - Salaries		92,494	92,494	92,494
500350	Other Employee Pymts		300	300	300
502000	Fringe Benefits		36,998	36,998	36,998
505000	Office Supplies		700	700	700
510000	Local Mileage Reimbursement		1,900	1,900	1,900
516020	Home Care Services		64,288	64,288	64,288
980000	ID DISS Services		3,320	3,320	3,320
	Total Appropriation		200,000	200,000	200,000
Revenue					
414000	Federal Aid		200,000	200,000	200,000
	Total Revenue		200,000	200,000	200,000

2006 Budget Estimate - Summary of Personal Services

Fund Center: 163

Senior Services

Job	Prior Year 2004		Current Year 2005		----- Ensuing Year 2006 -----						
Group	No:	Salary	No:	Salary	No:	Dept-Req	No:	Exec-Rec	No:	Leg-Adopt	Remarks

Grant Name NYS Retired Senior Volunteer Program (RSVP)

Cost Center 1632010 Area Agency Services

Part-time Positions

1 COMMUNITY SERVICE AIDE (PT)	01	1	\$10,447	1	\$10,447	1	\$10,293	1	\$10,293	1	\$10,293
Total:		1	\$10,447	1	\$10,447	1	\$10,293	1	\$10,293	1	\$10,293

Grant Summary Totals

Part-time:	1	\$10,447	1	\$10,447	1	\$10,293	1	\$10,293	1	\$10,293
Grant Totals:	1	\$10,447	1	\$10,447	1	\$10,293	1	\$10,293	1	\$10,293

COUNTY OF ERIE

Fund:	281		2006	2006	2006
Department:	Senior Services		Department	Executive	Legislative
Grant:	NYS Retired Senior Volunteer Program		Request	Recommended	Adopted
<hr/>					
Appropriations					
500010	Part Time - Wages		10,293	10,293	10,293
502000	Fringe Benefits		1,339	1,339	1,339
	Total Appropriation		11,632	11,632	11,632
 Revenue					
409000	State Aid Revenues		11,632	11,632	11,632
	Total Revenue		11,632	11,632	11,632

YOUTH BUREAU-GRANTS

SPECIAL DELINQUENCY PREVENTION PROGRAM (SDPP)

This grant is a continuation of an existing grant for the entitlement period 1/1/06 to 12/31/06. The purpose of this state grant is to support special delinquency prevention programs in the community. The grant is used to provide a variety of educational, vocational, family support, crisis intervention, alcohol and drug awareness programs, etc., to youths under the age of 21 who are at risk of entering the criminal justice system. The services are provided by a variety of community-based agencies under contract with the Department of Probation and Youth Detention Services.

Total Appropriation	\$	365,593
Federal Share		—
State Share	\$	336,293
County Share	\$	29,300
Interfund Revenue		—

2006 Budget Estimate - Summary of Personal Services

Fund Center: 12630

Youth Bureau

Fund Center: 12630		Job	Prior Year 2004		Current Year 2005		----- Ensuing Year 2006 -----						
Youth Bureau		Group	No:	Salary	No:	Salary	No:	Dept-Req	No:	Exec-Rec	No:	Leg-Adopt	Remarks
Grant Name	Special Delinquency Prevention Program (SDPP)												
Cost Center	1263010 Youth Bureau												
Full-time	Positions												
1 DEPUTY COMMISSIONER - YOUTH SERVICES		14	0		0		1	\$65,784	1	\$65,784	1	\$65,784	Gain
2 YOUTH SERVICE PLANNING COORDINATOR		08	1	\$44,075	1	\$45,951	0	\$0	0	\$0	0	\$0	Transfer
3 SENIOR ACCOUNT CLERK		06	1	\$37,536	1	\$38,287	0	\$0	0	\$0	0	\$0	Transfer
Total:		2		\$81,611	2	\$84,238	1	\$65,784	1	\$65,784	1	\$65,784	

Grant Summary Totals

Full-time:	2	\$81,611	2	\$84,238	1	\$65,784	1	\$65,784	1	\$65,784
Grant Totals:	2	\$81,611	2	\$84,238	1	\$65,784	1	\$65,784	1	\$65,784

GRANT FUND - SPECIAL DELINQUENCY PREVENTION PROGRAM (SDPP) - CONTRACTUAL AGENCY DETAIL

AGENCY	2006 DEPARTMENT	2006 EXECUTIVE	2006 LEGISLATIVE
CONTRACTUAL EXPENSE ACCT. 516010	REQUEST	RECOMMENDED	ADOPTED
AMHERST CHILD AND FAMILY	\$25,000	\$25,000	\$25,000
BE-A-FRIEND	50,000	50,000	50,000
COMPASS HOUSE	12,000	12,000	12,000
CHILD & ADOLESCENT TREATMENT SERVICES	15,000	15,000	15,000
COMPEER	15,000	15,000	15,000
FRANCISCAN CENTER	25,000	25,000	25,000
HAVEN HOUSE	13,000	13,000	13,000
HISPANICS UNITED OF BUFFALO	10,000	10,000	10,000
HOUSE OF KARNAK	15,000	15,000	15,000
AFRICAN-AMERICAN CULTURAL CENTER	10,000	10,000	10,000
NATIONAL CONFERENCE FOR COMM. & JUSTICE	47,000	47,000	47,000
PLANNED PARENTHOOD - PREGNANCY PREVENTION EASTSIDE COLLABORATION	18,000	18,000	18,000
SALVATION ARMY	15,000	15,000	15,000
WNY UNITED AGAINST DRUGS AND ALCOHOL	17,712	17,712	17,712
TOTAL CONTRACTUAL FUNDING ACCT. 516010	\$287,712	\$287,712	\$287,712

COUNTY OF ERIE

Fund:	281		2006	2006	2006
Department:	Youth Bureau		Department	Executive	Legislative
Grant:	Special Delinquency Prevention Program (SDPP)		Request	Recommended	Adopted
<hr/>					
Appropriations					
500000	Full Time - Salaries		65,784	65,784	65,784
502000	Fringe Benefits		26,314	26,314	26,314
516010	Contractual Payments - Non Pro Pur Srv		287,712	287,712	287,712
912639	ID Youth Bureau Grt Services		(14,217)	(14,217)	(14,217)
	Total Appropriation		365,593	365,593	365,593
 Revenue					
409000	State Aid Revenues		336,293	336,293	336,293
479000	County Share Contribution		29,300	29,300	29,300
	Total Revenue		365,593	365,593	365,593

CHILDREN WITH SPECIAL NEEDS-GRANTS

WIC VENDOR MANAGEMENT

This grant is for the entitlement period 10/1/06 to 9/30/07. The purpose of WIC vendor management is to authorize and provide oversight to the retail food stores (vendors) used in the delivery of prescribed foods to WIC Program participants. Vendor management activities include application processing, contracting, training and monitoring. Vendor management agencies must enroll an appropriate number of vendors to ensure participant access to prescribed foods. These agencies must also develop cooperative working relationships with vendors to ensure compliance with contractual and regulatory requirements.

Total Appropriation	\$	252,878
Federal Share		—
State Share	\$	252,878
Other Local Sources		—
County Share		—

WOMEN, INFANTS AND CHILDREN'S SUPPLEMENTAL NUTRITION PROGRAM (WIC)

This grant is a continuation of an existing grant for the entitlement period 10/1/06 to 9/30/07. The purpose of the grant is to reduce the incidence of nutrition-related illness in pregnant women, infants and children. The target populations are pregnant and nursing women, infants up to 12 months of age, and children up to five years of age who are at nutritional risk and meet financial eligibility requirements established by the US Department of Agriculture. The grant provides nutrition education, diet counseling, mandated breastfeeding education and postpartum lactation assistance by a Board Certified (IBCLC) Lactation Consultant, as well as distributing WIC checks for the purpose of approved supplemental foods high in nutrients. Encouraging breastfeeding over formula feeding is a priority issue in WIC, and is further enhanced in this funding year with an additional (exclusive) grant from the NYSDOH to distribute quality breast pumps to those clients who choose to exclusively breastfeed. The WIC grant is funded with US Department of Agriculture monies channeled through the state.

Total Appropriation	\$	2,866,709
Federal Share		—
State Share	\$	2,866,709
Other Local Sources		—
County Share		—

2006 Budget Estimate - Summary of Personal Services

Fund Center: 12750

Special Needs

Fund Center: 12750		Job	Prior Year 2004		Current Year 2005		----- Ensuing Year 2006 -----						
Special Needs		Group	No:	Salary	No:	Salary	No:	Dept-Req	No:	Exec-Rec	No:	Leg-Adopt	Remarks
Grant Name		WIC Vendor Management Agency Program											
Cost Center		1275030 Medical Rehab. Admin											
Full-time		Positions											
1 SENIOR WIC VENDOR SPECIALIST		08	1	\$41,157	1	\$42,977	1	\$43,836	1	\$43,836	1	\$43,836	
2 WIC VENDOR SPECIALIST		07	2	\$71,547	2	\$67,115	2	\$70,150	2	\$70,150	2	\$70,150	
3 CLERK TYPIST		01	1	\$28,937	1	\$29,515	1	\$30,106	1	\$30,106	1	\$30,106	
Total:		4		\$141,641	4	\$139,607	4	\$144,092	4	\$144,092	4	\$144,092	
<u>Grant Summary Totals</u>													
Full-time:		4		\$141,641	4	\$139,607	4	\$144,092	4	\$144,092	4	\$144,092	
Grant Totals:		4		\$141,641	4	\$139,607	4	\$144,092	4	\$144,092	4	\$144,092	

COUNTY OF ERIE

Fund:	281		2006	2006	2006
Department:	Special Needs		Department	Executive	Legislative
Grant:	WIC Vendor Management		Request	Recommended	Adopted
<hr/>					
Appropriations					
500000	Full Time - Salaries		144,092	144,092	144,092
502000	Fringe Benefits		57,637	57,637	57,637
505000	Office Supplies		2,456	2,456	2,456
506200	Maintenance & Repair		1,000	1,000	1,000
510000	Local Mileage Reimbursement		17,158	17,158	17,158
510100	Out Of Area Travel		3,500	3,500	3,500
510200	Training and Education		500	500	500
516030	Maintenance Contracts		125	125	125
555050	Insurance		100	100	100
561420	Office Furn & Fix Eqp		2,500	2,500	2,500
912700	ID Health Services		12,210	12,210	12,210
980000	ID DISS Services		11,600	11,600	11,600
Total Appropriation			252,878	252,878	252,878
 Revenue					
409000	State Aid Revenues		252,878	252,878	252,878
Total Revenue			252,878	252,878	252,878

2006 Budget Estimate - Summary of Personal Services

Fund Center: 12750

Special Needs

Fund Center: 12750		Job	Prior Year 2004		Current Year 2005		----- Ensuing Year 2006 -----						Remarks
Special Needs		Group	No:	Salary	No:	Salary	No:	Dept-Req	No:	Exec-Rec	No:	Leg-Adopt	
Grant Name	WIC (Women, Infant & Children) Supplemental Nutrition Program												
Cost Center	1275030 Medical Rehab. Admin												
Full-time	Positions												
1	PROJECT DIRECTOR WIC	12	1	\$61,125	1	\$63,762	1	\$65,037	1	\$65,037	1	\$65,037	New
2	SENIOR NUTRITIONIST	11	0	\$0	0	\$0	1	\$43,659	1	\$43,659	1	\$43,659	
3	NUTRITIONIST	10	14	\$695,024	14	\$714,835	14	\$730,331	14	\$730,331	14	\$730,331	
4	PUBLIC HEALTH NURSE	09	1	\$36,464	0	\$0	0	\$0	0	\$0	0	\$0	
5	ASSISTANT NUTRITIONIST	08	6	\$242,264	6	\$250,960	6	\$256,995	6	\$256,995	6	\$256,995	Delete
6	WIC ADMINISTRATIVE SUPERVISOR	08	1	\$44,075	1	\$44,957	1	\$45,856	1	\$45,856	1	\$45,856	
7	CHIEF ACCOUNT CLERK	07	0	\$0	1	\$31,899	1	\$34,228	1	\$34,228	1	\$34,228	
8	SENIOR SUPERVISING WIC AIDE	07	1	\$40,412	1	\$42,116	1	\$42,958	1	\$42,958	1	\$42,958	
9	PRINCIPAL CLERK	06	2	\$75,069	2	\$76,569	2	\$78,102	2	\$78,102	2	\$78,102	
10	SUPERVISING WIC AIDE	05	6	\$199,402	6	\$204,016	6	\$208,732	6	\$208,732	6	\$208,732	
11	ACCOUNT CLERK-TYPIST	04	1	\$31,762	1	\$32,396	1	\$33,571	1	\$33,571	1	\$33,571	
12	RECEPTIONIST	03	1	\$29,867	1	\$30,464	1	\$31,073	1	\$31,073	1	\$31,073	
13	WIC AIDE	03	14	\$376,254	9	\$261,924	9	\$268,150	9	\$268,150	9	\$268,150	
14	WIC AIDE	03	1	\$23,117	1	\$23,579	0	\$0	0	\$0	0	\$0	
15	WIC AIDE (SPANISH SPEAKING)	03	1	\$28,427	1	\$28,995	1	\$29,576	1	\$29,576	1	\$29,576	
16	CLERK STENOGRAPHER	02	1	\$29,617	1	\$30,210	1	\$30,813	1	\$30,813	1	\$30,813	
17	CLERK TYPIST	01	1	\$21,865	0	\$0	0	\$0	0	\$0	0	\$0	
Total:		52		\$1,934,744	46	\$1,836,682	46	\$1,899,081	46	\$1,899,081	46	\$1,899,081	

Grant Summary Totals

Full-time:	52	\$1,934,744	46	\$1,836,682	46	\$1,899,081	46	\$1,899,081	46	\$1,899,081
Grant Totals:	52	\$1,934,744	46	\$1,836,682	46	\$1,899,081	46	\$1,899,081	46	\$1,899,081

COUNTY OF ERIE

Fund:	281	2006	2006	2006
Department:	Special Needs	Department	Executive	Legislative
Grant:	Women, Infant & Children's Supplemental Nutrition	Request	Recommended	Adopted
<hr/>				
Appropriations				
500000	Full Time - Salaries	1,899,081	1,899,081	1,899,081
502000	Fringe Benefits	759,632	759,632	759,632
505000	Office Supplies	6,500	6,500	6,500
505800	Medical & Health Supplies	3,500	3,500	3,500
506200	Maintenance & Repair	500	500	500
510000	Local Mileage Reimbursement	9,500	9,500	9,500
510100	Out Of Area Travel	5,300	5,300	5,300
510200	Training and Education	4,223	4,223	4,223
516020	Professional Service Contracts and Fees	3,400	3,400	3,400
516030	Maintenance Contracts	500	500	500
530000	Other Expenses	2,875	2,875	2,875
545000	Rental Charges	56,791	56,791	56,791
555050	Insurance	2,000	2,000	2,000
561410	Lab & Technical Equipment	7,539	7,539	7,539
561420	Office Furn & Fix Eqp	200	200	200
911200	ID Comptrollers Services	17,022	17,022	17,022
912700	ID Health Services	51,046	51,046	51,046
980000	ID DISS Services	37,100	37,100	37,100
	Total Appropriation	2,866,709	2,866,709	2,866,709
Revenue				
409000	State Aid Revenues	2,866,709	2,866,709	2,866,709
	Total Revenue	2,866,709	2,866,709	2,866,709

HEALTH-GRANTS

FACILITATED ENROLLMENT FOR CHILD/FAMILY HEALTH PLUS AND MEDICAID

This grant is for the entitlement period of 1/1/06 to 12/31/06. The purpose of this grant is to assist families with uninsured adults and/or children to obtain health insurance. The grant is used to have trained facilitators assist families in the completion of the Growing Up Healthy or Access New York application for Medicaid and Family/Child Health Plus. The facilitated enrollers provide information to families to ensure the appropriate program and plan are accessed. The grant is funded by the New York State Department of Health.

Total Appropriation	\$	320,227
Federal Share		—
State Share	\$	320,227
Other Local Sources		—
County Share		—

MEDICAL EXAMINER TOXICOLOGY LABORATORY AID

This grant is for the entitlement period 4/1/06 to 3/31/07. The grant from the New York State Division of Criminal Justice Services will assist the Forensic Toxicology Laboratory in maintaining its New York State accreditation. It will improve the laboratory's ability to detect, identify and quantify poisons, prescription and illicit drugs in autopsy body fluids and tissues. The grant includes funding for one assistant toxicologist, who will perform required method validation studies as well as routine analytical work. Funds will purchase new equipment that will keep the laboratory abreast of current technology in the field of forensic toxicology.

Total Appropriation	\$	99,310
Federal Share		—
State Share	\$	99,310
Other Local Sources	\$	—
County Share		—

BREAST AND CERVICAL CANCER EARLY DETECTION

This grant is a continuation of an existing grant for the entitlement period of 6/1/06 to 3/31/07. The purpose of the grant is to support a network of breast and cervical cancer screening providers for low income, asymptomatic, under-insured women aged 50 and over. The grant is funded by Health Research Inc.

Total Appropriation	\$	69,149
Federal Share		—
State Share		—
Other Local Sources	\$	69,149
County Share		—

CHILDHOOD LEAD POISONING PREVENTION PROGRAM

This grant is a continuation of an existing grant for the entitlement period of 1/1/06 to 12/31/06. The purpose of the grant is to identify children under 6 years of age with excessive lead exposure, ensure medical follow-up, and eliminate their lead source. The grant is used to case manage children 0-5 years of age, provide medical referrals, investigate the sources of lead and provide educational home visits. The source of funds for the grant is federal monies channeled through the state.

Total Appropriation	\$	688,922
Federal Share	\$	—
State Share	\$	688,922
County Share	\$	—

ENHANCED DRINKING WATER PROTECTION PROGRAM

This grant is for the entitlement period 4/1/06 to 3/31/07. The grant provides funding to increase the County's Environmental Health water supply staff and improve the capabilities to the Erie County Public Health Laboratory. The staff will assist with the ongoing efforts to comply with the 190 public water supplies, monitoring of fairgrounds, monitoring of newly assigned Agricultural and Market facilities, review of cross connection programs, review of emergency plans and assistance with acquiring funds for new public water supplies. The laboratory funds will allow the Erie County Public Health Laboratory to run water quality tests it is not presently capable of performing. This will enhance the laboratory's ability to serve as a regional laboratory for surrounding counties.

Total Appropriation	\$	250,000
Federal Share	\$	—
State Share	\$	250,000
Other Local Sources	\$	—
County Share		—

EAT WELL/PLAY HARD NUTRITION GRANT

This grant is a continuation of an existing grant for the entitlement period 10/1/06 to 9/30/07. The purpose of this grant is to promote nutrition and physical activity for preschoolers in order to reduce the incidence of pediatric obesity.

Total Appropriation	\$	80,000
Federal Share		—
State Share	\$	80,000
Other Local Sources		—
County Share		—

AIDS WESTERN REGIONAL TRAINING GRANT

This grant project is a continuation of an existing grant for the entitlement period 7/1/06 to 6/30/07. The purpose of the grant is to provide training to WNY health and human services providers to better enable them to integrate HIV prevention activities into their overall health effort. This program is funded by a grant from New York State.

Total Appropriation	\$	64,370
Federal Share		—
State Share	\$	64,370
Other Local Sources		—
County Share		—

HIV PARTNER NOTIFICATION PROGRAM

This grant is for the entitlement period of 10/1/06 to 09/30/07. The purpose of the grant is to enable the Erie County Health Department to provide HIV surveillance and partner assistance services in conjunction with New York State Health Department disease control staff. HIV surveillance data will be used to monitor trends in the epidemic, to estimate prevalence, to project future cases and resource needs, to identify populations at risk, to target and evaluate primary and secondary prevention efforts and to plan and develop accessible health care services. The identification of partners at risk of exposure to HIV and the provision of partner notification assistance will allow those at potential risk to be informed of their possible exposure, to receive information about HIV and to obtain access to HIV counseling, testing and care. The grant is funded by New York State.

Total Appropriation	\$	224,777
Federal Share		—
State Share	\$	224,777
Other Local Sources		—
County Share		—

HEALTHY HOMES INITIATIVE

This grant is for the entitlement period 10/1/06 to 9/30/07. The purpose of the Healthy Homes Initiative is to improve the quality of life of children through reduced exposure to health and safety risks associated with the home environment. Asthma exacerbation has been linked to environmental triggers found in the home such as dust mite, cockroach, rodent and pet allergens, as well as second-hand smoke and others. The intervention and education provided through the augmented Healthy Homes Initiative asthma response team addresses mitigation and avoidance strategies for families participating in the Healthy Homes Initiative and for asthmatics throughout Erie County referred by community partners in the project.

Total Appropriation	\$ 418,363
Federal Share	\$ 418,363
State Share	—
Other Local Sources	—
County Share	—

HEALTHY NEIGHBORHOODS GRANT

This grant is a continuation of an existing grant for the entitlement period 10/1/06 to 9/30/07. The purpose of this grant is to provide preventative health services and to improve environmental health in various target areas within the City of Buffalo. The grant is used to conduct door-to-door surveys to determine health needs, provide referrals for services and offer health education. In addition, the program conducts safety surveys and presents programs on home safety to children in target area schools. The program offers direct services, such as providing safety items, e.g. smoke detectors. The grant is funded by New York State.

Total Appropriation	\$ 277,637
Federal Share	—
State Share	\$ 277,637
Other Local Sources	—
County Share	—

IMMUNIZATION ACTION PLAN

This grant project is a continuation of an existing grant for the entitlement period 4/1/06 to 3/31/07. The purpose of the grant is to ensure that children in Erie County are completely immunized by their second birthday. Grant funds support public education efforts to encourage parents to seek primary preventive health care for their children and to maintain an immunization monitoring system. This grant is 100 percent funded by New York State.

Total Appropriation	\$ 145,420
Federal Share	—
State Share	\$ 145,420
County Share	—

WESTERN NEW YORK COALITION FOR DIABETES PREVENTION

This grant is for the entitlement period of 10/1/06 to 9/30/07. The purpose of this grant is to reduce the occurrence of undiagnosed diabetes among priority populations in Western New York, to raise the awareness of residents to diabetes and diabetes risk factors, and to improve the ability of individuals with diabetes to self manage their disease. The grant is funded by the New York State Department of Health.

Total Appropriation	\$ 50,000
Federal Share	—
State Share	\$ 50,000
Other Local Sources	—
County Share	—

SYSTEMS APPROACH FOR REDUCING THE BURDEN OF ASTHMA

This grant is for the entitlement period of 7/1/06 to 6/30/07. The purpose of this grant is to reduce asthma related morbidity and mortality in Western New York as well as raise the awareness of children, parents, school personnel, health professionals and others with regards to improving disease management, patient self care and quality of life for children with asthma. The grant is funded by New York State.

Total Appropriation	\$ 180,000
Federal Share	—
State Share	\$ 180,000
Other Local Sources	—
County Share	—

PUBLIC HEALTH PREPAREDNESS/RESPONSE TO BIOTERRORISM

This grant is a continuation of an existing grant for the entitlement period 8/31/06 to 8/30/07. The purpose of this grant is to upgrade local Health Departments' preparedness and response capacity to Bioterrorism events. This grant will provide for planning and response development, epidemiology and surveillance, risk communication and education and training for Erie County and the Western New York region. This grant is administered by New York State Health Research, Inc. Funding originates at the Federal Centers for Disease Control.

Total Appropriation	\$ 1,292,650
Federal Share	—
State Share	\$ 1,292,650
Other Local Sources	—
County Share	—

PARTNERS FOR PREVENTION

This grant is a continuation of an existing grant for the entitlement period of 4/1/06 to 3/31/07. The purpose of the grant is to support a network of breast and cervical cancer screening providers for low income, asymptomatic, under insured women aged 18 and over as well as education about prostate and colorectal cancer screening and diagnostic services for uninsured individuals aged 50 and over. The grant is funded by the New York Department of Health.

Total Appropriation	\$ 319,289
Federal Share	—
State Share	\$ 319,289
Other Local Sources	—
County Share	—

YOUTH TOBACCO ENFORCEMENT AND PREVENTION GRANT

This grant is a continuation of an existing grant for the entitlement period 10/1/06 to 9/30/07. The funds are to be used primarily for local tobacco enforcement activities. These enforcement program funds are part of a program to reduce smoking by youths. Article 13-F of the Public Health Law established a statewide Tobacco Enforcement Program to reduce the use and accessibility of tobacco products, particularly among people less than 18 years of age.

Total Appropriation	\$ 270,000
Federal Share	—
State Share	\$ 260,000
Other Local Sources	\$ 10,000
County Share	—

LABORATORY RESPONSE NETWORK (LRN)

This grant is for the entitlement period 8/31/06 to 8/30/07. The purpose of this funding is to equip and staff a biosafety level-3 laboratory at the Erie County Public Health Laboratory. The BSL-3 laboratory is part of the state and national Laboratory Response Network. This laboratory will have the capacity to test and analyze potential bioterrorism agents and will serve the 17 counties in the western region of New York State.

Total Appropriation	\$	200,000
Federal Share		—
State Share	\$	200,000
Other Local Sources		—
County Share		—

WOMEN'S HEALTH SERVICES

This grant is a continuation of an existing grant for the entitlement period of 1/1/06 to 12/31/06. Women's Health Services (Family Planning Program) was established in 1987. The program's mission is to provide confidential family planning services and education to individuals who reside in the City of Buffalo and Erie County. Women's Health Services (WHS) provides individuals with the information and means to exercise personal choice in determining the number and spacing of their children. Often these clinics serve as an entry point for many women into the health care system since WHS provides screening for hypertension, breast and cervical cancer, diabetes, anemia, sexually transmitted diseases, HIV and other pathologies.

Teen Wellness is a free, abstinence based program provided by Women's Health Services. Small, informal groups meet after school to discuss a variety of topics. Baby Think It Over, self esteem and asset building help youth enhance their life in a positive way. This grant is funded by New York State, patient fees, Medicaid and other third party insurer payments.

Total Appropriation	\$	1,805,580
Federal Share		—
State Share	\$	490,674
Other Local Sources	\$	1,314,906
County Share		—

MEDICAL RESERVE CORPS

This grant is for the entitlement period 10/1/06 to 9/30/07. This grant is awarded by the U.S. Surgeon General. The purpose of this funding is to expand and maintain the volunteer Specialized Medical Assistance Response Team (SMART) throughout the Western New York region. This funding provides support for staff to conduct recruitment, outreach, and volunteer data management. This project is part of the bioterrorism preparedness and homeland security activities that are conducted in the region.

Total Appropriation	\$	59,316
Federal Share	\$	59,316
State Share		—
Other Local Sources		—
County Share		—

PUBLIC HEALTH CAMPAIGN TB

This project is a continuation of an existing grant for the entitlement period 4/1/06 to 3/31/07. Grant funds are used to support Erie County Health Department efforts to reduce morbidity, mortality and disability associated with tuberculosis. The grant is primarily funded by the New York State Department of Health.

Total Appropriation	\$	305,447
Federal Share		—
State Share	\$	305,447
Other Local Sources		—
County Share		—

PUBLIC HEALTH CAMPAIGN STD

This project is a continuation of an existing grant for the entitlement period 4/1/06 to 3/31/07. Grant funds are used to support Erie County Health Department efforts to reduce morbidity, mortality and disability associated with sexually transmitted diseases. The grant is primarily funded by the New York State Department of Health.

Total Appropriation	\$	124,246
Federal Share		—
State Share	\$	124,246
Other Local Sources		—
County Share		—

CDC WORKSITE BUSINESS CASE

This grant is for the entitlement period 6/30/06 to 6/29/07. The grant is a two part research project designed to test tools with businesses in the eight county region of Western New York that measure their human resources departments' knowledge of related services available to their employees in the first part. The second part is the implementation of a secondary prevention initiative in selected worksites that addresses stroke prevention and blood pressure control. Data will be gathered and results will be submitted to NYSDOH for analysis.

Total Appropriation	\$	45,000
Federal Share		—
State Share	\$	45,000
Other Local Sources		—
County Share		—

DEA TOXIC DEATH STUDY

This grant is for the entitlement period 7/1/06 to 6/30/07. This is a federal grant from the Drug Enforcement Administration (DEA) and for the Erie County Medical Examiner. The purpose of this grant is to formalize procedures and responsibilities applicable to a "pilot program" participation by the DEA's National Drug Related Death Reporting System (NDDRS). It sets forth the guidelines and policies for participation and data sharing and provides rules for the safeguarding and dissemination of information from the NDDRS database and related medical information records.

Total Appropriation	\$	10,000
Federal Share	\$	10,000
State Share		—
Other Local Sources		—
County Share		—

HEALTHY HEART WORKSITE WELLNESS

This grant is for the entitlement period 4/1/06 to 3/31/07. The purpose of the grant is to advance healthy environments in specific worksites in Erie County. The grant is funded by the New York State Department of Health.

Total Appropriation	\$	113,000
Federal Share		—
State Share	\$	113,000
Other Local Sources		—
County Share		—

LEAD HAZARD CONTROL PROGRAM

This grant is for the entitlement period of 10/1/06 to 9/30/07. The grant is from the Federal Department of Housing and Urban Development Office of Healthy Homes and Lead Hazard Control. It is designed to help property owners remove lead hazards in their home. This will be done through training and providing necessary supplies for safe treatment and/or removal of lead hazards.

Total Appropriation	\$ 1,336,364
Federal Share	\$ 1,336,364
State Share	—
Other Local Sources	—
County Share	—

LEAD OUTREACH

This grant is for the entitlement period of 10/1/06 to 9/30/07. The grant is from the Federal Department of Housing and Urban Development. It is designed to help property owners remove lead hazards in their home.

Total Appropriation	\$ 393,065
Federal Share	\$ 393,065
State Share	—
Other Local Sources	—
County Share	—

LEAD ELIMINATION ACTION PLAN – LEAP GRANT

This grant is for the entitlement period of 10/1/06 to 9/30/07. The grant is from the Federal Department of Housing and Urban Development. It is designed to help property owners remove lead hazards in their home. This will be done through training and providing necessary supplies for safe treatment and/or removal of lead hazards. Lead testing and clearance services are also provided.

Total Appropriation	\$ 215,963
Federal Share	\$ 215,963
State Share	—
Other Local Sources	—
County Share	—

PAUL COVERDELL NATIONAL FORENSIC SCIENCE IMPROVEMENT ACT

This grant is for the entitlement period 10/1/06 to 9/30/07. The grant is from the New York State Division of Criminal Justice Services and is for the improvement and acquisition of laboratory equipment.

Total Appropriation	\$ 28,423
Federal Share	—
State Share	\$ 28,423
Other Local Sources	—
County Share	—

EXPANDED SYRINGE ACCESS DEMONSTRATION PROGRAM

This grant is a continuing program that is in supplement to the HIV/AIDS WESTERN REGIONAL TRAINING GRANT (WRTG). The entitlement period is the same as WRTG, 7/1/06 to 6/30/07. The program has the dual purpose of expanding syringe access without a prescription, as well as enhancing disposal safety within the community. It is funded by a grant from New York State.

Total Appropriation	\$	14,500
Federal Share		—
State Share	\$	14,500
Other Local Sources		—
County Share		—

2006 Budget Estimate - Summary of Personal Services

Fund Center: 12700

Health Division

Job Group	Prior Year 2004 No:	Salary	Current Year 2005 No:	Salary	----- Ensuing Year 2006 -----	No:	Dept-Req	No:	Exec-Rec	No:	Leg-Adopt	Remarks
--------------	------------------------	--------	--------------------------	--------	-------------------------------	-----	----------	-----	----------	-----	-----------	---------

Grant Name Facilitated Enrollment for Child/Fam Hlth Plus & Medicaid

Cost Center 1271672 Primary Care Service

Full-time Positions

1 CHILD ENROLLER	06	1	\$27,396	0	\$0	0	\$0	0	\$0	0	\$0	
2 CHILD HEALTH ENROLLMENT SPEC (HTH) 55A	06	1	\$27,396	1	\$33,775	1	\$34,451	1	\$34,451	1	\$34,451	
3 CHILD HEALTH ENROLLMENT SPECIALIST	06	4	\$119,699	2	\$68,912	2	\$70,291	2	\$70,291	2	\$70,291	
4 CHILD HEALTH ENROLLMENT SPECIALIT (SPAN)	06	1	\$31,793	0	\$0	0	\$0	0	\$0	0	\$0	
5 PRINCIPAL CLERK	06	0	\$0	0	\$0	0	\$0	0	\$0	0	\$0	
6 SENIOR ACCOUNT CLERK	06	1	\$35,229	1	\$36,727	0	\$0	0	\$0	0	\$0	Transfer
7 ACCOUNT CLERK-TYPIST	04	0	\$0	1	\$30,322	1	\$30,930	1	\$30,930	1	\$30,930	
8 SENIOR CLERK- TYPIST	04	0	\$0	1	\$26,162	0	\$0	0	\$0	0	\$0	Delete
Total:		8	\$241,513	6	\$195,898	4	\$135,672	4	\$135,672	4	\$135,672	

Grant Summary Totals

Full-time:	8	\$241,513	6	\$195,898	4	\$135,672	4	\$135,672	4	\$135,672
Grant Totals:	8	\$241,513	6	\$195,898	4	\$135,672	4	\$135,672	4	\$135,672

COUNTY OF ERIE

Fund:	281		2006	2006	2006
Department:	Health Department		Department	Executive	Legislative
Grant:	Facilitated Enroll. Child/Fam Hlth Plus & Medicaid		Request	Recommended	Adopted
<hr/>					
Appropriations					
500000	Full Time - Salaries		135,672	135,672	135,672
502000	Fringe Benefits		54,269	54,269	54,269
505000	Office Supplies		1,500	1,500	1,500
510000	Local Mileage Reimbursement		9,000	9,000	9,000
510100	Out Of Area Travel		2,000	2,000	2,000
516010	Contractual Payments - Non Pro Pur Srv		33,496	33,496	33,496
516020	Professional Service Contracts and Fees		10,000	10,000	10,000
530000	Other		51,290	51,290	51,290
561410	Lab & Technical Equipment		10,000	10,000	10,000
561420	Office Furn & Fix Eqp		5,000	5,000	5,000
980000	ID DISS Services		8,000	8,000	8,000
	Total Appropriation		320,227	320,227	320,227
Revenue					
409000	State Aid Revenues		320,227	320,227	320,227
	Total Revenue		320,227	320,227	320,227

2006 Budget Estimate - Summary of Personal Services

Fund Center: 12740

Medical Examiner's Division

Job Group	Prior Year 2004 No: Salary	Current Year 2005 No: Salary	----- Ensuing Year 2006 -----					Remarks	
			No:	Dept-Req	No:	Exec-Rec	No:	Leg-Adopt	

Grant Name Medical Examiner Toxicology Lab Aid

Cost Center 1274010 Medical Examiner's Office

Full-time Positions

1 ASSISTANT TOXICOLOGIST	09	1	\$38,216	1	\$41,140	1	\$41,964	1	\$41,964	1	\$41,964
Total:		1	\$38,216	1	\$41,140	1	\$41,964	1	\$41,964	1	\$41,964

Grant Summary Totals

Full-time:	1	\$38,216	1	\$41,140	1	\$41,964	1	\$41,964	1	\$41,964
Grant Totals:	1	\$38,216	1	\$41,140	1	\$41,964	1	\$41,964	1	\$41,964

COUNTY OF ERIE

Fund:	281		2006	2006	2006
Department:	Health Department		Department	Executive	Legislative
Grant:	Medical Examiner Toxicology Lab Aid		Request	Recommended	Adopted
<hr/>					
Appropriations					
500000	Full Time - Salaries		41,964	41,964	41,964
502000	Fringe Benefits		16,786	16,786	16,786
505800	Medical & Health Supplies		3,532	3,532	3,532
510100	Out Of Area Travel		3,000	3,000	3,000
561410	Lab & Technical Equipment		34,028	34,028	34,028
	Total Appropriation		99,310	99,310	99,310
Revenue					
409000	State Aid Revenues		99,310	99,310	99,310
	Total Revenue		99,310	99,310	99,310

COUNTY OF ERIE

Fund:	281		2006	2006	2006
Department:	Health Department		Department	Executive	Legislative
Grant:	Breast and Cervical Cancer Early Detection		Request	Recommended	Adopted
<hr/>					
Appropriations					
516010	Contractual Payments - Non Pro Pur Srv		68,649	68,649	68,649
912790	ID Health Grant Services		500	500	500
	Total Appropriation		69,149	69,149	69,149
Revenue					
479100	Other Contributions		69,149	69,149	69,149
	Total Revenue		69,149	69,149	69,149

2006 Budget Estimate - Summary of Personal Services

Fund Center: 12700

Health Division

Fund Center: 12700		Job	Prior Year 2004		Current Year 2005		----- Ensuing Year 2006 -----						
Health Division		Group	No:	Salary	No:	Salary	No:	Dept-Req	No:	Exec-Rec	No:	Leg-Adopt	Remarks
Grant Name Childhood Lead Poisoning Prevention Program													
Cost Center 1271463 Surveillance & Epidemiology													
Full-time		Positions											
1 NURSE COORDINATOR-LEAD POIS PREV PROG		12	1	\$65,202	1	\$65,202	1	\$65,202	1	\$65,202	1	\$65,202	
2 SENIOR INVESTIGATING PH SANITARIAN		10	1	\$49,150	1	\$50,134	1	\$51,137	1	\$51,137	1	\$51,137	
3 LEAD POISONING PREVENTION SPECIALIST		09	1	\$50,939	1	\$50,939	1	\$50,939	1	\$50,939	1	\$50,939	
4 INVESTIGATING PUBLIC HEALTH SANITARIAN		08	1	\$37,386	1	\$40,059	1	\$42,821	1	\$42,821	1	\$42,821	
5 INVESTIGATING PUBLIC HEALTH SANITARIAN		08	3	\$110,238	3	\$110,519	3	\$114,708	3	\$114,708	3	\$114,708	
6 INVESTIGATING PUBLIC HEALTH SANITARIAN		07	1	\$29,399	1	\$33,557	1	\$35,922	1	\$35,922	1	\$35,922	
7 PUBLIC HEALTH TECHNICIAN		07	1	\$29,399	0	\$0	0	\$0	0	\$0	0	\$0	
8 SENIOR CLERK-TYPIST		04	1	\$29,727	1	\$30,322	1	\$30,930	1	\$30,930	1	\$30,930	
9 CLERK TYPIST		01	1	\$25,886	1	\$27,294	1	\$27,839	1	\$27,839	1	\$27,839	
Total:		11		\$427,326	10	\$408,026	10	\$419,498	10	\$419,498	10	\$419,498	
Regular Part-time		Positions											
1 PUBLIC HEALTH NURSE (RPT)		09	2	\$36,464	0	\$0	0	\$0	0	\$0	0	\$0	
2 PUBLIC HEALTH NURSE (RPT)		09	0	\$0	2	\$36,464	2	\$38,608	2	\$38,608	2	\$38,608	
3 SENIOR STATISTICAL CLERK (RPT)		06	1	\$18,381	1	\$18,748	1	\$19,124	1	\$19,124	1	\$19,124	
Total:		3		\$54,845	3	\$55,212	3	\$57,732	3	\$57,732	3	\$57,732	
<u>Grant Summary Totals</u>													
Full-time:		11		\$427,326	10	\$408,026	10	\$419,498	10	\$419,498	10	\$419,498	
Regular Part-time:		3		\$54,845	3	\$55,212	3	\$57,732	3	\$57,732	3	\$57,732	
Grant Totals:		14		\$482,171	13	\$463,238	13	\$477,230	13	\$477,230	13	\$477,230	

COUNTY OF ERIE

Fund:	281	2006	2006	2006
Department:	Health Department	Department	Executive	Legislative
Grant:	Childhood Lead Poisoning Prevention Program	Request	Recommended	Adopted
<hr/>				
Appropriations				
500000	Full Time - Salaries	419,498	419,498	419,498
500020	Regular PT - Wages	57,732	57,732	57,732
501000	Overtime	2,000	2,000	2,000
502000	Fringe Benefits	191,692	191,692	191,692
505000	Office Supplies	200	200	200
506200	Maintenance & Repair	3,700	3,700	3,700
510000	Local Mileage Reimbursement	11,000	11,000	11,000
510100	Out Of Area Travel	1,000	1,000	1,000
510200	Training and Education	1,500	1,500	1,500
530000	Other	600	600	600
Total Appropriation		688,922	688,922	688,922
 Revenue				
409000	State Aid Revenues	688,922	688,922	688,922
Total Revenue		688,922	688,922	688,922

2006 Budget Estimate - Summary of Personal Services

Fund Center: 12700

Health Division

Fund Center: 12700		Job	Prior Year 2004		Current Year 2005		----- Ensuing Year 2006 -----						
Health Division		Group	No:	Salary	No:	Salary	No:	Dept-Req	No:	Exec-Rec	No:	Leg-Adopt	Remarks
Grant Name	Enhanced Drinking Water Program												
Cost Center	1271433 Water and Sewage												
Full-time	Positions												
1	SENIOR PUBLIC HEALTH ENGINEER		14	1	\$66,367	1	\$71,186	1	\$72,609	1	\$72,609	1	\$72,609
2	ASSISTANT PUBLIC HEALTH ENGINEER		12	1	\$54,196	1	\$58,105	1	\$59,268	1	\$59,268	1	\$59,268
3	SENIOR CLERK-STENOGRAPHER		04	1	\$28,702	1	\$31,878	1	\$32,517	1	\$32,517	1	\$32,517
Total:			3		\$149,265	3	\$161,169	3	\$164,394	3	\$164,394	3	\$164,394
Part-time	Positions												
1	SENIOR PUBLIC HEALTH ENGINEER (PT)		14	1	\$26,665	1	\$27,199	1	\$27,743	1	\$27,743	1	\$27,743
Total:			1		\$26,665	1	\$27,199	1	\$27,743	1	\$27,743	1	\$27,743
<u>Grant Summary Totals</u>													
Full-time:			3		\$149,265	3	\$161,169	3	\$164,394	3	\$164,394	3	\$164,394
Part-time:			1		\$26,665	1	\$27,199	1	\$27,743	1	\$27,743	1	\$27,743
Grant Totals:			4		\$175,930	4	\$188,368	4	\$192,137	4	\$192,137	4	\$192,137

COUNTY OF ERIE

Fund:	281		2006	2006	2006
Department:	Health Department		Department	Executive	Legislative
Grant:	Enhanced Drinking Water Program		Request	Recommended	Adopted
<hr/>					
Appropriations					
500000	Full Time - Salaries		164,394	164,394	164,394
500010	Part Time - Wages		27,743	27,743	27,743
502000	Fringe Benefits		57,863	57,863	57,863
Total Appropriation			250,000	250,000	250,000
 Revenue					
409000	State Aid Revenues		250,000	250,000	250,000
Total Revenue			250,000	250,000	250,000

COUNTY OF ERIE

Fund:	281	2006	2006	2006
Department:	Health Department	Department	Executive	Legislative
Grant:	Eat Well/Play Hard Nutrition Program	Request	Recommended	Adopted
<hr/>				
Appropriations				
505000	Office Supplies	2,000	2,000	2,000
510100	Out Of Area Travel	1,300	1,300	1,300
516010	Contractual Payments - Non Pro Pur Srv	75,700	75,700	75,700
561410	Lab & Technical Equipment	1,000	1,000	1,000
	Total Appropriation	80,000	80,000	80,000
Revenue				
409000	State Aid Revenues	80,000	80,000	80,000
	Total Revenue	80,000	80,000	80,000

2006 Budget Estimate - Summary of Personal Services

Fund Center: 12700

Health Division

Fund Center: 12700		Job		Prior Year 2004		Current Year 2005		----- Ensuing Year 2006 -----					Remarks
Health Division		Group	No:	Salary	No:	Salary	No:	Dept-Req	No:	Exec-Rec	No:	Leg-Adopt	
Grant Name	AIDS Institute Western Regional Training Grant												
Cost Center	1271230 Behavioral Risk & Disease Prevention												
Full-time	Positions												
1	PUBLIC HEALTH EDUCATOR (HIV/AIDS)	08	1	\$31,566	1	\$42,977	1	\$43,836	1	\$43,836	1	\$43,836	
2	HIV TECHNICAL SUPPORT SPECIALIST	05	1	\$30,491	0	\$0	0	\$0	0	\$0	0	\$0	
Total:			2	\$62,057	1	\$42,977	1	\$43,836	1	\$43,836	1	\$43,836	
<u>Grant Summary Totals</u>													
Full-time:			2	\$62,057	1	\$42,977	1	\$43,836	1	\$43,836	1	\$43,836	
Grant Totals:			2	\$62,057	1	\$42,977	1	\$43,836	1	\$43,836	1	\$43,836	

COUNTY OF ERIE

Fund:	281		2006	2006	2006
Department:	Health Department		Department	Executive	Legislative
Grant:	AIDS Western Regional Training Grant		Request	Recommended	Adopted
<hr/>					
Appropriations					
500000	Full Time - Salaries		43,836	43,836	43,836
502000	Fringe Benefits		17,534	17,534	17,534
505000	Office Supplies		100	100	100
510000	Local Mileage Reimbursement		200	200	200
510100	Out Of Area Travel		2,500	2,500	2,500
980000	ID DISS Services		200	200	200
Total Appropriation			64,370	64,370	64,370
Revenue					
409000	State Aid Revenues		64,370	64,370	64,370
Total Revenue			64,370	64,370	64,370

2006 Budget Estimate - Summary of Personal Services

Fund Center: 12700

Health Division

Job Group	Prior Year 2004 No: Salary	Current Year 2005 No: Salary	----- Ensuing Year 2006 -----				No: Dept-Req	No: Exec-Rec	No: Leg-Adopt	Remarks
--------------	------------------------------------	--------------------------------------	-------------------------------	--	--	--	-------------------	-------------------	--------------------	---------

Grant Name AIDS Institute HIV Partner Notification Program

Cost Center 1271230 Behavioral Risk & Disease Prevention

Full-time	Positions											
1	PUBLIC HEALTH NURSE	09	1	\$50,939	0	\$0	0	\$0	0	\$0	0	\$0
2	PUBLIC HEALTH NURSE	09	0	\$0	1	\$36,464	1	\$38,609	1	\$38,609	1	\$38,609
3	SENIOR CASEWORKER (HIV/AIDS)	09	1	\$38,216	1	\$46,548	1	\$47,480	1	\$47,480	1	\$47,480
4	V. D. INVESTIGATOR	06	1	\$34,449	1	\$38,287	1	\$39,052	1	\$39,052	1	\$39,052
5	SENIOR CLERK-TYPIST	04	1	\$32,269	1	\$32,914	1	\$33,571	1	\$33,571	1	\$33,571
Total:			4	\$155,873	4	\$154,213	4	\$158,712	4	\$158,712	4	\$158,712

Grant Summary Totals

Full-time:	4	\$155,873	4	\$154,213	4	\$158,712	4	\$158,712	4	\$158,712
Grant Totals:	4	\$155,873	4	\$154,213	4	\$158,712	4	\$158,712	4	\$158,712

COUNTY OF ERIE

Fund:	281		2006	2006	2006
Department:	Health Department		Department	Executive	Legislative
Grant:	HIV Partner Notification Program		Request	Recommended	Adopted
<hr/>					
Appropriations					
500000	Full Time - Salaries		158,712	158,712	158,712
502000	Fringe Benefits		63,485	63,485	63,485
510000	Local Mileage Reimbursement		1,500	1,500	1,500
980000	ID DISS Services		1,080	1,080	1,080
	Total Appropriation		224,777	224,777	224,777
 Revenue					
409000	State Aid Revenues		224,777	224,777	224,777
	Total Revenue		224,777	224,777	224,777

2006 Budget Estimate - Summary of Personal Services

Fund Center: 12700

Health Division

Job Group	Prior Year 2004 No: Salary	Current Year 2005 No: Salary	----- Ensuing Year 2006 -----					No: Leg-Adopt	Remarks
			No:	Dept-Req	No:	Exec-Rec	No:		

Grant Name Healthy Homes Initiative

Cost Center 1271430 Environmental Wellness

Full-time Positions

1 SUPERVISING PUBLIC HEALTH SANITARIAN	11	1	\$55,318	1	\$56,424	1	\$57,554	1	\$57,554	1	\$57,554
2 SENIOR INVESTIGATING PH SANITARIAN	10	1	\$36,415	0	\$0	0	\$0	0	\$0	0	\$0
3 INVESTIGATING PUBLIC HEALTH SANITARIAN	08	2	\$70,968	2	\$76,251	2	\$77,776	2	\$77,776	2	\$77,776
4 SENIOR CLERK-TYPIST	04	1	\$28,702	1	\$32,914	1	\$33,571	1	\$33,571	1	\$33,571
Total:		5	\$191,403	4	\$165,589	4	\$168,901	4	\$168,901	4	\$168,901

Regular Part-time Positions

1 SENIOR ENVIORNMENTAL EDUCATION SPEC R	11	1	\$27,034	1	\$28,212	1	\$28,777	1	\$28,777	1	\$28,777
2 ENVIRONMENTAL EDUCATION SPECIALIST (RPT	09	0	\$0	1	\$18,405	1	\$19,880	1	\$19,880	1	\$19,880
3 ENVIRONMENTAL EDUCATION SPECILIST (RPT)	09	1	\$16,958	0	\$0	0	\$0	0	\$0	0	\$0
Total:		2	\$43,992	2	\$46,617	2	\$48,657	2	\$48,657	2	\$48,657

Grant Summary Totals

Full-time:	5	\$191,403	4	\$165,589	4	\$168,901	4	\$168,901	4	\$168,901
Regular Part-time:	2	\$43,992	2	\$46,617	2	\$48,657	2	\$48,657	2	\$48,657
Grant Totals:	7	\$235,395	6	\$212,206	6	\$217,558	6	\$217,558	6	\$217,558

COUNTY OF ERIE

Fund:	281	2006	2006	2006
Department:	Health Department	Department	Executive	Legislative
Grant:	Healthy Homes Initiative	Request	Recommended	Adopted
Appropriations				
500000	Full Time - Salaries	168,901	168,901	168,901
500020	Regular PT - Wages	48,657	48,657	48,657
501000	Overtime	4,000	4,000	4,000
502000	Fringe Benefits	88,623	88,623	88,623
505000	Office Supplies	2,400	2,400	2,400
505200	Clothing Supplies	473	473	473
505800	Medical & Health Supplies	500	500	500
506200	Maintenance & Repair	167	167	167
510000	Local Mileage Reimbursement	2,733	2,733	2,733
510100	Out Of Area Travel	2,500	2,500	2,500
510200	Training and Education	1,167	1,167	1,167
516010	Contractual Payments - Non Pro Pur Srv	30,167	30,167	30,167
516020	Professional Service Contracts and Fees	2,167	2,167	2,167
516030	Maintenance Contracts	833	833	833
530000	Other	50,000	50,000	50,000
561410	Lab & Technical Equipment	667	667	667
561420	Office Furn & Fix Eqp	334	334	334
912700	ID Health Services	10,000	10,000	10,000
912730	ID Health Lab Services	2,040	2,040	2,040
980000	ID DISS Services	2,034	2,034	2,034
Total Appropriation		418,363	418,363	418,363
Revenue				
414000	Federal Aid	418,363	418,363	418,363
Total Revenue		418,363	418,363	418,363

2006 Budget Estimate - Summary of Personal Services

Fund Center: 12700

Health Division

Job Group	Prior Year 2004 No:	Salary	Current Year 2005 No:	Salary	----- No:	Dept-Req	----- No:	Exec-Rec	----- No:	Leg-Adopt	Remarks
--------------	------------------------	--------	--------------------------	--------	--------------	----------	--------------	----------	--------------	-----------	---------

Grant Name NYS Dept. of Health Healthy Neighborhoods Program

Cost Center 1271430 Environmental Wellness

Full-time Positions

1 SUPERVISING PUBLIC HEALTH SANITARIAN	11	1	\$40,244	1	\$43,668	1	\$47,131	1	\$47,131	1	\$47,131
2 INVESTIGATING PUBLIC HEALTH SANITARIAN	08	3	\$112,125	3	\$118,232	3	\$120,597	3	\$120,597	3	\$120,597
3 INVESTIGATING PUBLIC HTH SANITARIAN TRN	07	1	\$29,399	0	\$0	0	\$0	0	\$0	0	\$0
4 RECEPTIONIST	03	1	\$28,904	1	\$29,985	1	\$30,584	1	\$30,584	1	\$30,584
Total:		6	\$210,672	5	\$191,885	5	\$198,312	5	\$198,312	5	\$198,312

Grant Summary Totals

Full-time:	6	\$210,672	5	\$191,885	5	\$198,312	5	\$198,312	5	\$198,312
Grant Totals:	6	\$210,672	5	\$191,885	5	\$198,312	5	\$198,312	5	\$198,312

COUNTY OF ERIE

Fund: 281		2006	2006	2006
Department: Health Department		Department	Executive	Legislative
Grant: Healthy Neighborhoods Grant		Request	Recommended	Adopted
Appropriations				
500000	Full Time - Salaries	198,312	198,312	198,312
502000	Fringe Benefits	79,325	79,325	79,325
Total Appropriation		277,637	277,637	277,637
Revenue				
409000	State Aid Revenues	277,637	277,637	277,637
Total Revenue		277,637	277,637	277,637

2006 Budget Estimate - Summary of Personal Services

Fund Center: 12700

Health Division

Job	Prior Year 2004		Current Year 2005		----- Ensuing Year 2006 -----						Remarks
Group	No:	Salary	No:	Salary	No:	Dept-Req	No:	Exec-Rec	No:	Leg-Adopt	

Grant Name Immunization Action Plan

Cost Center 1271674 Public Health Services

Full-time Positions

1 IMMUNIZATION SPECIALIST	09	1	\$50,939	1	\$50,939	1	\$50,939	1	\$50,939	1	\$50,939
Total:		1	\$50,939	1	\$50,939	1	\$50,939	1	\$50,939	1	\$50,939

Regular Part-time Positions

1 REGISTERED NURSE (RPT)	08	1	\$37,613	1	\$37,613	1	\$37,613	1	\$37,613	1	\$37,613
Total:		1	\$37,613	1	\$37,613	1	\$37,613	1	\$37,613	1	\$37,613

Grant Summary Totals

Full-time:	1	\$50,939	1	\$50,939	1	\$50,939	1	\$50,939	1	\$50,939
Regular Part-time:	1	\$37,613	1	\$37,613	1	\$37,613	1	\$37,613	1	\$37,613
Grant Totals:	2	\$88,552	2	\$88,552	2	\$88,552	2	\$88,552	2	\$88,552

COUNTY OF ERIE

Fund:	281	2006	2006	2006
Department:	Health Department	Department	Executive	Legislative
Grant:	Immunization Action Plan	Request	Recommended	Adopted
<hr/>				
Appropriations				
500000	Full Time - Salaries	50,939	50,939	50,939
500020	Regular PT - Wages	37,613	37,613	37,613
502000	Fringe Benefits	35,420	35,420	35,420
505000	Office Supplies	400	400	400
510000	Local Mileage Reimbursement	1,800	1,800	1,800
510100	Out Of Area Travel	1,500	1,500	1,500
516020	Professional Service Contracts and Fees	1,120	1,120	1,120
530000	Other Expenses	16,480	16,480	16,480
980000	ID DISS Services	148	148	148
Total Appropriation		145,420	145,420	145,420
 Revenue				
409000	State Aid Revenues	145,420	145,420	145,420
Total Revenue		145,420	145,420	145,420

COUNTY OF ERIE

Fund:	281		2006	2006	2006
Department:	Health Department		Department	Executive	Legislative
Grant:	WNY Coalition for Diabetes Prevention		Request	Recommended	Adopted
<hr/>					
Appropriations					
516010	Professional Service Contracts and Fees		47,500	47,500	47,500
912700	ID Health Services		2,500	2,500	2,500
Total Appropriation			50,000	50,000	50,000
Revenue					
409000	State Aid Revenues		50,000	50,000	50,000
Total Revenue			50,000	50,000	50,000

COUNTY OF ERIE

Fund:	281		2006	2006	2006
Department:	Health Department		Department	Executive	Legislative
Grant:	Systems Approach - Reduce Burden/Asthma		Request	Recommended	Adopted
<hr/>					
Appropriations					
505000	Office Supplies		1,000	1,000	1,000
510100	Out Of Area Travel		1,000	1,000	1,000
516010	Professional Service Contracts and Fees		171,000	171,000	171,000
912700	ID Health Grant Services		7,000	7,000	7,000
	Total Appropriation		180,000	180,000	180,000
Revenue					
409000	State Aid Revenues		180,000	180,000	180,000
	Total Revenue		180,000	180,000	180,000

2006 Budget Estimate - Summary of Personal Services

Fund Center: 12720

Emergency Medical Services

Job	Prior Year 2004	Current Year 2005	----- Ensuing Year 2006 -----								
Group	No:	Salary	No:	Salary	No:	Dept-Req	No:	Exec-Rec	No:	Leg-Adopt	Remarks

Grant Name Homeland Security PH Preparedness Response to Bioterrorism

Cost Center 1272010 Emergency Medical Services

Full-time Positions

1	NURSE COORDINATOR	12	0	\$0	1	\$65,202	1	\$65,202	1	\$65,202	1	\$65,202	
2	ASSISTANT EPIDEMIOLOGIST	11	1	\$55,318	1	\$56,424	1	\$57,554	1	\$57,554	1	\$57,554	
3	REGIONAL COORDINATOR-PH PREP GRANT	11	1	\$47,823	1	\$51,316	1	\$54,945	1	\$54,945	1	\$54,945	
4	ERIE COUNTY COORDINATOR PH PREPARE GR	10	1	\$47,990	1	\$48,949	1	\$49,928	1	\$49,928	1	\$49,928	
5	SENIOR INVESTIGATING PH SANITARIAN	10	0	\$0	2	\$79,020	0	\$0	0	\$0	0	\$0	Delete
6	SENIOR INVESTIGATING PH SANITARIAN	10	0	\$0	0	\$0	0	\$0	0	\$0	0	\$0	
7	STRATEGIC NATIONAL STOCKPILE COORDINAT	10	0	\$0	1	\$46,580	1	\$49,928	1	\$49,928	1	\$49,928	
8	TRAINING COORDINATOR-PH PREPAREDNESS	08	1	\$41,157	1	\$41,981	1	\$42,821	1	\$42,821	1	\$42,821	
9	LABORATORY TECHNICIAN	07	0	\$0	0	\$0	0	\$0	0	\$0	0	\$0	
10	LABORATORY TECHNICIAN (PUBLIC HEALTH)	07	0	\$0	1	\$31,899	1	\$34,228	1	\$34,228	1	\$34,228	
11	LABORATORY TECHNICIAN (PUBLIC HEALTH)	07	0	\$0	0	\$0	0	\$0	0	\$0	0	\$0	
12	LABORATORY TECHNICIAN (PUBLIC HEALTH)	07	0	\$0	1	\$31,899	0	\$0	0	\$0	0	\$0	Delete
13	PRINCIPAL CLERK	06	1	\$35,229	2	\$75,783	2	\$77,299	2	\$77,299	2	\$77,299	
14	ACCOUNT CLERK-TYPIST	04	1	\$25,648	1	\$31,878	1	\$33,045	1	\$33,045	1	\$33,045	
15	SENIOR CLERK-TYPIST	04	0	\$0	1	\$26,162	1	\$27,737	1	\$27,737	1	\$27,737	
Total:		6		\$253,165	14	\$587,093	11	\$492,687	11	\$492,687	11	\$492,687	

Part-time Positions

1	ASSOCIATE PUBLIC HEALTH SANITARIAN (PT)	14	1	\$10,553	1	\$10,764	1	\$10,979	1	\$10,979	1	\$10,979	
2	SAFETY COORDINATOR PUB HTH PREPARE GR	10	1	\$17,297	1	\$17,643	0	\$0	0	\$0	0	\$0	Delete
3	LABORATORY TECHNICIAN (P.T.)	07	1	\$13,964	0	\$0	0	\$0	0	\$0	0	\$0	
4	ACCOUNT CLERK TYPIST (PT)	04	0	\$0	1	\$12,427	0	\$0	0	\$0	0	\$0	Delete
5	ACCOUNT CLERK TYPIST (PT)	04	1	\$11,452	0	\$0	0	\$0	0	\$0	0	\$0	
6	SENIOR CLERK-TYPIST (P.T.)	04	0	\$0	0	\$0	0	\$0	0	\$0	0	\$0	
7	INTERN-HEALTH DEPARTMENT (PT)	01	0	\$0	1	\$11,270	0	\$0	0	\$0	0	\$0	Delete
8	INTERN-HEALTH DEPARTMENT (PT)	01	1	\$10,386	0	\$0	0	\$0	0	\$0	0	\$0	
Total:		5		\$63,652	4	\$52,104	1	\$10,979	1	\$10,979	1	\$10,979	

Regular Part-time Positions

1	REGIONAL MEDICAL DIRECTOR (RPT)	18	1	\$49,925	1	\$49,925	1	\$49,925	1	\$49,925	1	\$49,925	
Total:		1		\$49,925	1	\$49,925	1	\$49,925	1	\$49,925	1	\$49,925	

2006 Budget Estimate - Summary of Personal Services

Fund Center: 12720

Emergency Medical Services

Job Group	Prior Year 2004 No:	Salary	Current Year 2005 No:	Salary	----- Ensuing Year 2006 ----- No:	Dept-Req	No:	Exec-Rec	No:	Leg-Adopt	Remarks
--------------	------------------------	--------	--------------------------	--------	--------------------------------------	----------	-----	----------	-----	-----------	---------

Grant Name Homeland Security PH Preparedness Response to Bioterrorism

Grant Summary Totals

Full-time:	6	\$253,165	14	\$587,093	11	\$492,687	11	\$492,687	11	\$492,687
Part-time:	5	\$63,652	4	\$52,104	1	\$10,979	1	\$10,979	1	\$10,979
Regular Part-time:	1	\$49,925	1	\$49,925	1	\$49,925	1	\$49,925	1	\$49,925
Grant Totals:	12	\$366,742	19	\$689,122	13	\$553,591	13	\$553,591	13	\$553,591

COUNTY OF ERIE

Fund:	281	2006	2006	2006
Department:	Health Department	Department	Executive	Legislative
Grant:	Public Health Preparedness Response to Bioterrorism	Request	Recommended	Adopted
Appropriations				
500000	Full Time - Salaries	492,687	492,687	492,687
500010	Part Time - Wages	10,979	10,979	10,979
500020	Regular PT - Wages	49,925	49,925	49,925
501000	Overtime	45,000	45,000	45,000
502000	Fringe Benefits	239,436	239,436	239,436
505000	Office Supplies	52,538	52,538	52,538
505200	Clothing Supplies	4,200	4,200	4,200
505400	Food & Kitchen Supplies	17,678	17,678	17,678
505800	Medical & Health Supplies	42,150	42,150	42,150
506200	Maintenance & Repair	3,974	3,974	3,974
510000	Local Mileage Reimbursement	8,551	8,551	8,551
510100	Out Of Area Travel	31,771	31,771	31,771
510200	Training and Education	14,567	14,567	14,567
516020	Professional Service Contracts and Fees	44,492	44,492	44,492
530000	Other Expenses	8,399	8,399	8,399
561410	Lab & Technical Equipment	93,020	93,020	93,020
561420	Office Furn & Fix Eqp	688	688	688
561440	Motor Vehicles	16,067	16,067	16,067
912700	ID Health Services	75,741	75,741	75,741
912720	ID Health EMS Services	6,787	6,787	6,787
980000	ID DISS Services	34,000	34,000	34,000
Total Appropriation		1,292,650	1,292,650	1,292,650
Revenue				
409000	State Aid Revenues	1,292,650	1,292,650	1,292,650
Total Revenue		1,292,650	1,292,650	1,292,650

COUNTY OF ERIE

Fund:	281		2006	2006	2006
Department:	Health Department		Department	Executive	Legislative
Grant:	Partners for Prevention Program		Request	Recommended	Adopted
<hr/>					
Appropriations					
516010	Professional Service Contracts and Fees		298,789	298,789	298,789
912700	ID Health Services		20,000	20,000	20,000
912790	ID Health Grant Services		500	500	500
	Total Appropriation		319,289	319,289	319,289
 Revenue					
409000	State Aid Revenues		319,289	319,289	319,289
	Total Revenue		319,289	319,289	319,289

2006 Budget Estimate - Summary of Personal Services

Fund Center: 12700

Health Division

Job Group	Prior Year 2004 No: Salary	Current Year 2005 No: Salary	----- Ensuing Year 2006 -----				No: Dept-Req	No: Exec-Rec	No: Leg-Adopt	Remarks
--------------	------------------------------------	--------------------------------------	-------------------------------	--	--	--	-------------------	-------------------	--------------------	---------

Grant Name Youth Tobacco Enforcement & Prevention Grant

Cost Center 1271430 Environmental Wellness

Full-time Positions

1 SENIOR INVESTIGATING PH SANITARIAN	10	1	\$50,301	1	\$51,307	1	\$52,333	1	\$52,333	1	\$52,333	
Total:		1	\$50,301		1	\$51,307		1	\$52,333		1	\$52,333

Part-time Positions

1 ASSOCIATE PUBLIC HEALTH SANITARIAN (PT)	14	1	\$25,066	1	\$27,100	1	\$29,436	1	\$29,436	1	\$29,436	
Total:		1	\$25,066		1	\$27,100		1	\$29,436		1	\$29,436

Grant Summary Totals

Full-time:	1	\$50,301	1	\$51,307	1	\$52,333	1	\$52,333	1	\$52,333
Part-time:	1	\$25,066	1	\$27,100	1	\$29,436	1	\$29,436	1	\$29,436
Grant Totals:	2	\$75,367	2	\$78,407	2	\$81,769	2	\$81,769	2	\$81,769

COUNTY OF ERIE

Fund:	281	2006	2006	2006
Department:	Health Department	Department	Executive	Legislative
Grant:	Youth Tobacco Enforcement & Prevention Grant	Request	Recommended	Adopted
Appropriations				
500000	Full Time - Salaries	52,333	52,333	52,333
500010	Part Time - Wages	29,436	29,436	29,436
501000	Overtime	10,000	10,000	10,000
502000	Fringe Benefits	36,707	36,707	36,707
505000	Office Supplies	2,500	2,500	2,500
510000	Local Mileage Reimbursement	2,200	2,200	2,200
510100	Out Of Area Travel	1,619	1,619	1,619
516010	Contractual Payments - Non Pro Pur Srv	50,000	50,000	50,000
516020	Professional Service Contracts and Fees	27,000	27,000	27,000
530000	Other Expenses	11,000	11,000	11,000
561410	Lab & Technical Equipment	22,000	22,000	22,000
561420	Office Furn & Fix Eqp	12,000	12,000	12,000
912700	ID Health Services	12,205	12,205	12,205
980000	ID DISS Services	1,000	1,000	1,000
Total Appropriation		270,000	270,000	270,000
Revenue				
409000	State Aid Revenues	260,000	260,000	260,000
416090	Penalties and Fines	10,000	10,000	10,000
Total Revenue		270,000	270,000	270,000

2006 Budget Estimate - Summary of Personal Services

Fund Center: 12730

Public Health Lab Administration

		Job	Prior Year 2004		Current Year 2005		----- Ensuing Year 2006 -----						
		Group	No:	Salary	No:	Salary	No:	Dept-Req	No:	Exec-Rec	No:	Leg-Adopt	Remarks
Grant Name	Homeland Security PH Response Laboratory Response Network												
Cost Center	1273010 Public Health Lab Administration												
Full-time	Positions												
1	ADMINISTRATIVE ASSISTANT (PH LABORATORY	09	1	\$46,702	1	\$48,709	1	\$49,683	1	\$49,683	1	\$49,683	
2	CHIEF MICROBIOLOGY LABORATORY TECH PH	09	1	\$38,216	1	\$41,140	1	\$44,165	1	\$44,165	1	\$44,165	
Total:			2	\$84,918	2	\$89,849	2	\$93,848	2	\$93,848	2	\$93,848	
<u>Grant Summary Totals</u>													
Full-time:			2	\$84,918	2	\$89,849	2	\$93,848	2	\$93,848	2	\$93,848	
Grant Totals:			2	\$84,918	2	\$89,849	2	\$93,848	2	\$93,848	2	\$93,848	

COUNTY OF ERIE

Fund:	281		2006	2006	2006
Department:	Health Department		Department	Executive	Legislative
Grant:	Laboratory Response Network		Request	Recommended	Adopted
<hr/>					
Appropriations					
500000	Full Time - Salaries		93,848	93,848	93,848
501000	Overtime		2,500	2,500	2,500
502000	Fringe Benefits		37,500	37,500	37,500
505800	Medical & Health Supplies		24,000	24,000	24,000
506200	Maintenance & Repair		4,652	4,652	4,652
510100	Out Of Area Travel		5,000	5,000	5,000
510200	Training and Education		2,500	2,500	2,500
516030	Maintenance Contracts		25,000	25,000	25,000
516410	Lab & Technical Equipment		5,000	5,000	5,000
		Total Appropriation	200,000	200,000	200,000
Revenue					
409000	State Aid Revenues		200,000	200,000	200,000
		Total Revenue	200,000	200,000	200,000

2006 Budget Estimate - Summary of Personal Services

Fund Center: 12700

Health Division

Fund Center: 12700		Job	Prior Year 2004		Current Year 2005		----- Ensuing Year 2006 -----						
Health Division		Group	No:	Salary	No:	Salary	No:	Dept-Req	No:	Exec-Rec	No:	Leg-Adopt	Remarks
Grant Name	Women's Health Services												
Cost Center	1271672 Primary Care Service												
Full-time		Positions											
1	JUNIOR EXECUTIVE ASSIST WOM HTH SR 55A	12	1	\$51,434	1	\$55,280	1	\$59,268	1	\$59,268	1	\$59,268	
2	NRNURSE COORDINATOR-WOMEN'S HEALTH	12	1	\$65,202	1	\$65,202	1	\$65,202	1	\$65,202	1	\$65,202	
3	SENIOR NURSE PRACTIONER	11	0	\$0	1	\$43,254	1	\$43,254	1	\$43,254	1	\$43,254	
4	HEAD NURSE	10	1	\$50,904	1	\$54,902	0	\$0	0	\$0	0	\$0	Transfer
5	HEAD NURSE	10	2	\$109,804	2	\$109,804	2	\$109,804	2	\$109,804	2	\$109,804	
6	HEAD NURSE	10	1	\$54,902	1	\$54,902	0	\$0	0	\$0	0	\$0	Delete
7	SENIOR ACCOUNTANT	10	1	\$51,463	1	\$52,493	1	\$53,543	1	\$53,543	1	\$53,543	
8	PREGNANCY PREVENTION SPECIALIST	09	2	\$92,331	2	\$94,178	2	\$96,061	2	\$96,061	2	\$96,061	
9	PUBLIC HEALTH NURSE	09	1	\$50,939	1	\$50,939	1	\$50,939	1	\$50,939	1	\$50,939	
10	REGISTERED NURSE	08	0	\$0	1	\$33,929	0	\$0	0	\$0	0	\$0	Delete
11	REGISTERED NURSE	08	2	\$80,945	1	\$47,016	1	\$47,016	1	\$47,016	1	\$47,016	
12	PRINCIPAL CLERK	06	1	\$38,307	1	\$39,073	1	\$39,855	1	\$39,855	1	\$39,855	
13	ACCOUNT CLERK-TYPIST	04	1	\$27,676	1	\$29,276	1	\$29,863	1	\$29,863	1	\$29,863	
14	MEDICAL OFFICE ASSISTANT	04	2	\$59,454	2	\$60,644	2	\$61,860	2	\$61,860	2	\$61,860	
15	SENIOR CLERK-STENOGRAPHER	04	1	\$32,269	1	\$31,352	1	\$32,517	1	\$32,517	1	\$32,517	
16	SENIOR CLERK-TYPIST	04	1	\$29,727	1	\$32,914	1	\$33,571	1	\$33,571	1	\$33,571	
		Total:	18	\$795,357	19	\$855,158	16	\$722,753	16	\$722,753	16	\$722,753	
Part-time		Positions											
1	CHIEF ACCOUNT CLERK (PT)	07	1	\$13,964	0	\$0	0	\$0	0	\$0	0	\$0	
		Total:	1	\$13,964	0	\$0	0	\$0	0	\$0	0	\$0	
Regular Part-time		Positions											
1	MEDICAL DIRECTOR (REP HLTH SERVICES) RPT	18	1	\$52,401	1	\$52,401	1	\$52,401	1	\$52,401	1	\$52,401	
2	REGISTERED NURSE (RPT)	08	4	\$77,276	4	\$94,032	4	\$94,032	4	\$94,032	4	\$94,032	
3	CHIEF ACCOUNT CLERK RPT	07	0	\$0	1	\$31,101	1	\$31,724	1	\$31,724	1	\$31,724	
4	MEDICAL OFFICE ASSISTANT (RPT)	04	2	\$30,486	3	\$47,567	3	\$49,365	3	\$49,365	3	\$49,365	
		Total:	7	\$160,163	9	\$225,101	9	\$227,522	9	\$227,522	9	\$227,522	

2006 Budget Estimate - Summary of Personal Services

Fund Center: 12700

Health Division

Job Group	Prior Year 2004 No: Salary	Current Year 2005 No: Salary	----- Ensuing Year 2006 -----				No: Dept-Req	No: Exec-Rec	No: Leg-Adopt	Remarks
--------------	------------------------------------	--------------------------------------	-------------------------------	--	--	--	-------------------	-------------------	--------------------	---------

Grant Name Women's Health Services

Grant Summary Totals

Full-time:	18	\$795,357	19	\$855,158	16	\$722,753	16	\$722,753	16	\$722,753
Part-time:	1	\$13,964	0	\$0	0	\$0	0	\$0	0	\$0
Regular Part-time:	7	\$160,163	9	\$225,101	9	\$227,522	9	\$227,522	9	\$227,522
Grant Totals:	26	\$969,484	28	\$1,080,259	25	\$950,275	25	\$950,275	25	\$950,275

COUNTY OF ERIE

Fund:	281	2006	2006	2006
Department:	Health Department	Department	Executive	Legislative
Grant:	Women's Health Services	Request	Recommended	Adopted
<hr/>				
Appropriations				
500000	Full Time - Salaries	722,753	722,753	722,753
500020	Regular PT - Wages	227,522	227,522	227,522
502000	Fringe Benefits	380,110	380,110	380,110
505000	Office Supplies	15,500	15,500	15,500
505400	Food & Kitchen Supplies	3,000	3,000	3,000
505800	Medical & Health Supplies	115,431	115,431	115,431
506200	Maintenance & Repair	25,500	25,500	25,500
510000	Local Mileage Reimbursement	9,800	9,800	9,800
510100	Out Of Area Travel	8,000	8,000	8,000
510200	Training and Education	8,672	8,672	8,672
516020	Professional Service Contracts and Fees	119,256	119,256	119,256
516030	Maintenance Contracts	5,500	5,500	5,500
516050	Payment to ECMCC	16,500	16,500	16,500
530000	Other Expenses	38,412	38,412	38,412
545000	Rental Charges	100	100	100
561410	Lab & Technical Equipment	11,290	11,290	11,290
561420	Office Furn & Fix Eqp	2,675	2,675	2,675
912700	ID Health Services	33,746	33,746	33,746
912730	ID Health Lab Services	44,070	44,070	44,070
912790	ID Health Grant Services	(1,000)	(1,000)	(1,000)
980000	ID DISS Services	18,743	18,743	18,743
Total Appropriation		1,805,580	1,805,580	1,805,580
 Revenue				
409000	State Aid Revenues	490,674	490,674	490,674
466100	Oth Rev-Grant Prog	1,314,906	1,314,906	1,314,906
Total Revenue		1,805,580	1,805,580	1,805,580

2006 Budget Estimate - Summary of Personal Services

Fund Center: 12720

Emergency Medical Services

		Job	Prior Year 2004		Current Year 2005		----- Ensuing Year 2006 -----						
		Group	No:	Salary	No:	Salary	No:	Dept-Req	No:	Exec-Rec	No:	Leg-Adopt	Remarks
Grant Name	US Dept. HHS Medical Reserve Corps Demo Projects												
Cost Center	1272010 Emergency Medical Services												
Full-time	Positions												
1	SMART VOLUNTEER CORPS COORDINATOR	08	1	\$37,386	1	\$40,059	1	\$40,860	1	\$40,860	1	\$40,860	
	Total:		1	\$37,386	1	\$40,059	1	\$40,860	1	\$40,860	1	\$40,860	
<u>Grant Summary Totals</u>													
	Full-time:		1	\$37,386	1	\$40,059	1	\$40,860	1	\$40,860	1	\$40,860	
	Grant Totals:		1	\$37,386	1	\$40,059	1	\$40,860	1	\$40,860	1	\$40,860	

COUNTY OF ERIE

Fund:	281		2006	2006	2006
Department:	Health Department		Department	Executive	Legislative
Grant:	Medical Reserve Corps		Request	Recommended	Adopted
<hr/>					
Appropriations					
500000	Full Time - Salaries		40,860	40,860	40,860
502000	Fringe Benefits		14,912	14,912	14,912
505000	Office Supplies		164	164	164
510000	Local Mileage Reimbursement		400	400	400
510100	Out Of Area Travel		760	760	760
530000	Other Expenses		2,220	2,220	2,220
Total Appropriation			59,316	59,316	59,316
Revenue					
414000	Federal Aid		59,316	59,316	59,316
Total Revenue			59,316	59,316	59,316

2006 Budget Estimate - Summary of Personal Services

Fund Center: 12700

Health Division

Job Group	Prior Year 2004 No: Salary	Current Year 2005 No: Salary	----- Ensuing Year 2006 -----				No: Leg-Adopt	Remarks
			No: Dept-Req	No: Exec-Rec	No: Leg-Adopt			

Grant Name Public Health Campaign - TB
 Cost Center 1271220 Community Wellness

Full-time Positions

1 HEAD NURSE	10	0		0		1	\$54,902	1	\$54,902	1	\$54,902	Gain
2 PUBLIC HEALTH NURSE	09	1	\$50,939	1	\$36,464	1	\$38,609	1	\$38,609	1	\$38,609	
3 PUBLIC HEALTH EDUCATOR	08	1	\$42,135	1	\$43,965	1	\$44,845	1	\$44,845	1	\$44,845	
4 REGISTERED NURSE	08	2	\$90,287	2	\$80,945	2	\$82,865	2	\$82,865	2	\$82,865	
5 LICENSED PRACTICAL NURSE	04	0	\$0	1	\$32,914	1	\$32,914	1	\$32,914	1	\$32,914	
6 SENIOR PUBLIC HEALTH AIDE	03	1	\$30,830	0	\$0	0	\$0	0	\$0	0	\$0	
Total:	5		\$214,191	5	\$194,288	6	\$254,135	6	\$254,135	6	\$254,135	

Grant Summary Totals

Full-time:	5	\$214,191	5	\$194,288	6	\$254,135	6	\$254,135	6	\$254,135
Grant Totals:	5	\$214,191	5	\$194,288	6	\$254,135	6	\$254,135	6	\$254,135

COUNTY OF ERIE

Fund:	281		2006	2006	2006
Department:	Health Department		Department	Executive	Legislative
Grant:	Public Health Campaign TB		Request	Recommended	Adopted
<hr/>					
Appropriations					
500000	Full Time - Salaries		254,135	254,135	254,135
502000	Fringe Benefits		101,654	101,654	101,654
505000	Office Supplies		154	154	154
510000	Local Mileage Reimbursement		5,650	5,650	5,650
516020	Professional Service Contracts and Fees		1,000	1,000	1,000
530000	Other Expenses		500	500	500
912790	ID Health Grant Services		(57,646)	(57,646)	(57,646)
	Total Appropriation		305,447	305,447	305,447
Revenue					
409000	State Aid Revenues		305,447	305,447	305,447
	Total Revenue		305,447	305,447	305,447

2006 Budget Estimate - Summary of Personal Services

Fund Center: 12700

Health Division

Fund Center: 12700		Job		Prior Year 2004		Current Year 2005		----- Ensuing Year 2006 -----					Remarks
Health Division		Group	No:	Salary	No:	Salary	No:	Dept-Req	No:	Exec-Rec	No:	Leg-Adopt	
Grant Name Public Health Campaign -STD													
Cost Center 1271220 Community Wellness													
Full-time		Positions											
1 PUBLIC HEALTH NURSE		09	0	\$0	0	\$0	1	\$49,456	1	\$49,456	1	\$49,456	
2 LABORATORY TECHNICIAN (PUBLIC HEALTH)		07	1	\$37,767	1	\$38,522	1	\$39,291	1	\$39,291	1	\$39,291	
Total:		1	\$37,767	1	\$38,522	2	\$88,747	2	\$88,747	2	\$88,747		
<u>Grant Summary Totals</u>													
Full-time:		1	\$37,767	1	\$38,522	2	\$88,747	2	\$88,747	2	\$88,747		
Grant Totals:		1	\$37,767	1	\$38,522	2	\$88,747	2	\$88,747	2	\$88,747		

COUNTY OF ERIE

Fund:	281		2006	2006	2006
Department:	Health Department		Department	Executive	Legislative
Grant:	Public Health Campaign STD		Request	Recommended	Adopted
<hr/>					
Appropriations					
500000	Full Time - Salaries		88,747	88,747	88,747
502000	Fringe Benefits		35,499	35,499	35,499
	Total Appropriation		124,246	124,246	124,246
Revenue					
409000	State Aid Revenues		124,246	124,246	124,246
	Total Revenue		124,246	124,246	124,246

COUNTY OF ERIE

Fund:	281		2006	2006	2006
Department:	Health Department		Department	Executive	Legislative
Grant:	CDC Worksite Business Case		Request	Recommended	Adopted
<hr/>					
Appropriations					
505000	Office Supplies		3,000	3,000	3,000
510100	Out Of Area Travel		3,000	3,000	3,000
516010	Contractual Payments - Non Pro Pur Srv		16,189	16,189	16,189
561410	Lab & Technical Equipment		5,000	5,000	5,000
912700	ID Health Services		17,811	17,811	17,811
	Total Appropriation		45,000	45,000	45,000
Revenue					
409000	State Aid Revenues		45,000	45,000	45,000
	Total Revenue		45,000	45,000	45,000

COUNTY OF ERIE

Fund:	281		2006	2006	2006
Department:	Health Department		Department	Executive	Legislative
Grant:	DEA Toxic Death Study		Request	Recommended	Adopted
<hr/>					
Appropriations					
501000	Overtime		7,141	7,141	7,141
502000	Fringe Benefits		2,859	2,859	2,859
Total Appropriation			10,000	10,000	10,000
Revenue					
414000	Federal Aid		10,000	10,000	10,000
Total Revenue			10,000	10,000	10,000

COUNTY OF ERIE

Fund:	281		2006	2006	2006
Department:	Health Department		Department	Executive	Legislative
Grant:	Healthy Heart Worksite Wellness		Request	Recommended	Adopted
<hr/>					
Appropriations					
505400	Food & Kitchen Supplies		600	600	600
510100	Out Of Area Travel		1,400	1,400	1,400
516020	Professional Service Contracts and Fees		96,875	96,875	96,875
912700	ID Health Services		13,525	13,525	13,525
980000	ID DISS Services		600	600	600
	Total Appropriation		113,000	113,000	113,000
Revenue					
409000	State Aid Revenues		113,000	113,000	113,000
	Total Revenue		113,000	113,000	113,000

2006 Budget Estimate - Summary of Personal Services

Fund Center: 12730

Lead Poisoning Prevention

Fund Center: 12730		Job	Prior Year 2004		Current Year 2005		----- Ensuing Year 2006 -----							
Lead Poisoning Prevention		Group	No:	Salary	No:	Salary	No:	Dept-Req	No:	Exec-Rec	No:	Leg-Adopt	Remarks	
Grant Name	"Leadsafe Erie County" Lead Hazard Control Grant 0608													
Cost Center	1273038 Lead Poisoning Prevention													
Full-time	Positions													
1	SUPERVISING PUBLIC HEALTH SANITARIAN		11	0	\$0	0	\$0	1	\$44,533	1	\$44,533	1	\$44,533	New
2	INVESTIGATING PUBLIC HEALTH SANITARIAN		08	0	\$0	0	\$0	3	\$104,832	3	\$104,832	3	\$104,832	New
3	ADMINISTRATIVE CLERK		07	0	\$0	0	\$0	1	\$32,531	1	\$32,531	1	\$32,531	New
Total:			0		\$0	0	\$0	5	\$181,896	5	\$181,896	5	\$181,896	

Grant Summary Totals

Full-time:	0	\$0	0	\$0	5	\$181,896	5	\$181,896	5	\$181,896
Grant Totals:	0	\$0	0	\$0	5	\$181,896	5	\$181,896	5	\$181,896

COUNTY OF ERIE

Fund:	281		2006	2006	2006
Department:	Health Department		Department	Executive	Legislative
Grant:	Lead Hazard		Request	Recommended	Adopted
<hr/>					
Appropriations					
500000	Full Time - Salaries		181,896	181,896	181,896
501000	Overtime		6,000	6,000	6,000
502000	Fringe Benefits		75,000	75,000	75,000
505000	Office Supplies		3,600	3,600	3,600
505200	Clothing Supplies		500	500	500
505600	Auto and Truck Supplies		250	250	250
506200	Maintenance & Repair		250	250	250
510000	Local Mileage Reimbursement		5,883	5,883	5,883
510100	Out Of Area Travel		5,000	5,000	5,000
510200	Training and Education		1,250	1,250	1,250
516010	Contractual Payments - Non Pro Pur Srv		715,900	715,900	715,900
516020	Professional Service Contracts and Fees		750	750	750
516030	Maintenance Contracts		500	500	500
530000	Other Expenses		323,035	323,035	323,035
561410	Lab & Technical Equipment		11,500	11,500	11,500
561420	Office Furn & Fix Eqp		1,000	1,000	1,000
980000	ID DISS Services		4,050	4,050	4,050
	Total Appropriation		1,336,364	1,336,364	1,336,364
Revenue					
414000	Federal Aid		1,336,364	1,336,364	1,336,364
	Total Revenue		1,336,364	1,336,364	1,336,364

2006 Budget Estimate - Summary of Personal Services

Fund Center: 12730

Lead Poisoning Prevention

		Job	Prior Year 2004		Current Year 2005		----- Ensuing Year 2006 -----						
		Group	No:	Salary	No:	Salary	No:	Dept-Req	No:	Exec-Rec	No:	Leg-Adopt	Remarks
Grant Name	Lead Outreach Grant												
Cost Center	1273038 Lead Poisoning Prevention												
Full-time	Positions												
1	INVESTIGATING PUBLIC HEALTH SANITARIAN	08	0	\$0	0	\$0	1	\$34,944	1	\$34,944	1	\$34,944	New
2	JUNIOR EDUCATION SPECIALIST ENV HEALTH	07	0	\$0	0	\$0	1	\$32,531	1	\$32,531	1	\$32,531	New
Total:			0	\$0	0	\$0	2	\$67,475	2	\$67,475	2	\$67,475	
<u>Grant Summary Totals</u>													
Full-time:			0	\$0	0	\$0	2	\$67,475	2	\$67,475	2	\$67,475	
Grant Totals:			0	\$0	0	\$0	2	\$67,475	2	\$67,475	2	\$67,475	

COUNTY OF ERIE

Fund:	281		2006	2006	2006
Department:	Health Department		Department	Executive	Legislative
Grant:	Lead Outreach		Request	Recommended	Adopted
<hr/>					
Appropriations					
500000	Full Time - Salaries		67,475	67,475	67,475
501000	Overtime		6,500	6,500	6,500
502000	Fringe Benefits		29,590	29,590	29,590
505000	Office Supplies		3,600	3,600	3,600
505200	Clothing Supplies		1,000	1,000	1,000
506200	Maintenance & Repair		500	500	500
510000	Local Mileage Reimbursement		6,400	6,400	6,400
510100	Out Of Area Travel		3,500	3,500	3,500
510200	Training and Education		1,500	1,500	1,500
516010	Contractual Payments - Non Pro Pur Srv		250,000	250,000	250,000
516020	Professional Service Contracts and Fees		1,000	1,000	1,000
530000	Other Expenses		14,500	14,500	14,500
561410	Lab & Technical Equipment		4,000	4,000	4,000
561420	Office Furn & Fix Eqp		500	500	500
980000	ID DISS Services		3,000	3,000	3,000
		Total Appropriation	393,065	393,065	393,065
Revenue					
414000	Federal Aid		393,065	393,065	393,065
		Total Revenue	393,065	393,065	393,065

2006 Budget Estimate - Summary of Personal Services

Fund Center: 12700

Health Division

Job Group	Prior Year 2004 No: Salary	Current Year 2005 No: Salary	----- Ensuing Year 2006 -----				No: Dept-Req	No: Exec-Rec	No: Leg-Adopt	Remarks
--------------	-------------------------------	---------------------------------	-------------------------------	--	--	--	--------------	--------------	---------------	---------

Grant Name Env Educ Assoc LEAP (Lead Elim Action Pgm) ENABLE Grant Pgm

Cost Center 1271454 Buffalo District Office

Full-time Positions

1 ADMINISTRATIVE CLERK	07	1	\$29,399	1	\$34,228	1	\$34,228	1	\$34,228	1	\$34,228
2 INVESTIGATING PUBLIC HEALTH SANITARIAN	07	1	\$29,399	1	\$33,557	1	\$34,228	1	\$34,228	1	\$34,228
3 INVESTIGATING PUBLIC HEALTH SANITARIAN	07	1	\$31,273	1	\$33,557	1	\$34,228	1	\$34,228	1	\$34,228
Total:		3	\$90,071	3	\$101,342	3	\$102,684	3	\$102,684	3	\$102,684

Regular Part-time Positions

1 JR ED SP RPT	07	1	\$14,699	1	\$16,778	1	\$17,961	1	\$17,961	1	\$17,961
2 JUNIOR ACCOUNTANT (RPT)	07	1	\$14,699	1	\$16,778	1	\$17,114	1	\$17,114	1	\$17,114
Total:		2	\$29,398	2	\$33,556	2	\$35,075	2	\$35,075	2	\$35,075

Grant Summary Totals

Full-time:	3	\$90,071	3	\$101,342	3	\$102,684	3	\$102,684	3	\$102,684
Regular Part-time:	2	\$29,398	2	\$33,556	2	\$35,075	2	\$35,075	2	\$35,075
Grant Totals:	5	\$119,469	5	\$134,898	5	\$137,759	5	\$137,759	5	\$137,759

COUNTY OF ERIE

Fund:	281		2006	2006	2006
Department:	Health Department		Department	Executive	Legislative
Grant:	Lead Elimination Action Program		Request	Recommended	Adopted
<hr/>					
Appropriations					
500000	Full Time - Salaries		102,684	102,684	102,684
500020	Regular PT - Wages		35,075	35,075	35,075
501000	Overtime		3,250	3,250	3,250
502000	Fringe Benefits		56,404	56,404	56,404
505000	Office Supplies		1,350	1,350	1,350
505200	Clothing Supplies		500	500	500
505600	Auto and Truck Supplies		250	250	250
506200	Maintenance & Repair		250	250	250
510000	Local Mileage Reimbursement		5,950	5,950	5,950
510100	Out Of Area Travel		1,500	1,500	1,500
510200	Training and Education		1,250	1,250	1,250
516020	Professional Service Contracts and Fees		500	500	500
516030	Maintenance Contracts		500	500	500
530000	Other Expenses		4,250	4,250	4,250
561410	Lab & Technical Equipment		1,000	1,000	1,000
561420	Office Furn & Fix Eqp		250	250	250
980000	ID DISS Services		1,000	1,000	1,000
Total Appropriation			215,963	215,963	215,963
Revenue					
414000	Federal Aid		215,963	215,963	215,963
Total Revenue			215,963	215,963	215,963

COUNTY OF ERIE

Fund:	281		2006	2006	2006
Department:	Health Department		Department	Executive	Legislative
Grant:	National Forensic Improvement Grant		Request	Recommended	Adopted
<hr/>					
Appropriations					
561410	Lab & Technical Equipment		28,423	28,423	28,423
	Total Appropriation		28,423	28,423	28,423
 Revenue					
409000	State Aid Revenues		28,423	28,423	28,423
	Total Revenue		28,423	28,423	28,423

COUNTY OF ERIE

Fund:	281	2006	2006	2006
Department:	Health Department	Department	Executive	Legislative
Grant:	Expanded Syringe Access Program	Request	Recommended	Adopted
<hr/>				
Appropriations				
505800	Medical & Health Supplies	6,000	6,000	6,000
516020	Professional Service Contracts and Fees	8,500	8,500	8,500
	Total Appropriation	14,500	14,500	14,500
Revenue				
409000	State Aid Revenues	14,500	14,500	14,500
	Total Revenue	14,500	14,500	14,500

ENVIRONMENT AND PLANNING COMMUNITY DEVELOPMENT FUND - GRANTS

The following pages contain both the Operations Budget for the administration of the Community Development Block Grant Programs and the estimated Grant Budgets for the three awarded programs. These programs are a continuation of three existing grants from the U.S. Department of Housing and Urban Development for the entitlement period of 04/01/06 to 03/31/07. It is anticipated that federal support for these programs will continue at the following levels:

Community Development Block Grant	
Federal Share	\$ 3,317,009
Program Income	\$ 696,054
HOME Investment Partnership	
Federal Share	\$ 1,234,748
Program Income	\$ 85,000
Emergency Shelter Grant	
Federal Share	<u>\$ 124,203</u>
TOTAL	\$ 5,457,014

A resolution will be presented to the Legislature in February authorizing the Department of Environment and Planning to administer the awarded amounts and execute any and all agreements to implement the programs. The awarded amounts will be accounted for as Funded Programs in SAP.

The Community Development Block Grant is used to assist participating municipalities in the development of locally approved community or economic development activities which are eligible under federal program regulations. It is also used for a housing rehabilitation loan program and for job-creating economic development loan programs.

The HOME Investment grant is used to rehabilitate the homes of low and moderate income homeowners, as well as assisting in the purchase of homes to qualified first time homeowners. Additionally, non-profit community housing development organizations receive funds to purchase and rehabilitate housing for low income households.

The Emergency Shelter Program funds several non-profit agencies to provide homeless services to participating communities.

These programs serve all cities, towns and villages in the County with the exception of the cities of Buffalo, towns of Amherst, Cheektowaga and Tonawanda, and the villages of Kenmore, Sloan, Williamsville and the Cheektowaga portion of Depew.

COUNTY OF ERIE

Fund:	290		2006	2006	2006
Department:	Environment & Planning		Department	Executive	Legislative
Grant:	Community Development Block Grant		Request	Recommended	Adopted
<hr/>					
Appropriations					
516010	Contractual Payments - Non Pro Pur Srv		4,125,386	4,125,386	4,125,386
575000	Interfund Exp. Non Subsidy		1,331,628	1,331,628	1,331,628
	Total Appropriation		5,457,014	5,457,014	5,457,014
 Revenue					
412500	Fed Aid-Community Devel.		3,317,009	3,317,009	3,317,009
412520	Fed Aid -CD Home Program		1,234,748	1,234,748	1,234,748
412560	Fed Aid-Homeless Assist		124,203	124,203	124,203
420170	CDBG Prog Inc-Repay		781,054	781,054	781,054
	Total Revenue		5,457,014	5,457,014	5,457,014

2006 Budget Estimate - Summary of Personal Services

Fund Center: 16200

Environment & Planning

Fund Center: 16200			Job	Prior Year 2004		Current Year 2005		----- Ensuing Year 2006 -----						
Environment & Planning			Group	No:	Salary	No:	Salary	No:	Dept-Req	No:	Exec-Rec	No:	Leg-Adopt	Remarks
Cost Center	1621120	Community Development												
Full-time	Positions													
1	COORDINATOR OF GRANTS AND PROGRAM A	A	13	1	\$68,465	1	\$69,834	1	\$71,230	1	\$71,230	1	\$71,230	
2	SENIOR HOUSING SPECIALIST		13	1	\$69,990	1	\$71,390	1	\$72,817	1	\$72,817	1	\$72,817	
3	SENIOR PLANNER		12	1	\$63,904	1	\$65,181	1	\$66,485	1	\$66,485	1	\$66,485	
4	CONTRACT MONITOR (COMMUNITY DEVELOPM		11	1	\$52,811	1	\$53,868	1	\$54,945	1	\$54,945	1	\$54,945	
5	PLANNER		10	1	\$52,622	1	\$53,674	1	\$54,748	1	\$54,748	1	\$54,748	
6	SENIOR HOUSING INSPECTOR		10	1	\$46,702	1	\$52,493	0	\$0	0	\$0	0	\$0	Delete
7	SENIOR HOUSING REHABILITATION SPECIALIS		10	2	\$89,037	1	\$53,674	1	\$54,748	1	\$54,748	1	\$54,748	
8	ACCOUNTANT		09	0	\$0	1	\$48,709	1	\$50,785	1	\$50,785	1	\$50,785	
9	HOUSING REHABILITATION SPECIALIST		09	2	\$67,832	0	\$0	0	\$0	0	\$0	0	\$0	
10	ASSISTANT PLANNER		08	3	\$107,207	2	\$83,090	2	\$86,716	2	\$86,716	2	\$86,716	
11	HOUSING INSPECTOR		08	0	\$0	0	\$0	1	\$32,843	1	\$32,843	1	\$32,843	New
12	HOUSING INSPECTOR		08	2	\$75,641	1	\$44,957	1	\$46,363	1	\$46,363	1	\$46,363	
13	CHIEF ACCOUNT CLERK		07	1	\$39,528	1	\$40,319	1	\$30,586	1	\$30,586	1	\$30,586	
14	JUNIOR PLANNER		07	1	\$29,399	0	\$0	0	\$0	0	\$0	0	\$0	
15	PRINCIPAL CLERK		06	1	\$33,114	1	\$35,137	1	\$35,840	1	\$35,840	1	\$35,840	
16	SENIOR ACCOUNT CLERK		06	1	\$27,396	0	\$0	0	\$0	0	\$0	0	\$0	
17	SENIOR CLERK-STENOGRAPHER		04	1	\$29,727	0	\$0	0	\$0	0	\$0	0	\$0	
18	SENIOR CLERK-TYPIST		04	1	\$24,109	0	\$0	0	\$0	0	\$0	0	\$0	
19	CLERK TYPIST		01	1	\$28,065	1	\$22,302	1	\$26,023	1	\$26,023	1	\$26,023	
Total:			22		\$905,549	14	\$694,628	14	\$684,129	14	\$684,129	14	\$684,129	

Fund Center Summary Total

Full-time:	22	\$905,549	14	\$694,628	14	\$684,129	14	\$684,129	14	\$684,129
Fund Center Totals:	22	\$905,549	14	\$694,628	14	\$684,129	14	\$684,129	14	\$684,129

COUNTY OF ERIE

Fund:	290		2006	2006	2006
Department:	Environment & Planning		Department	Executive	Legislative
Grant:	Community Development Operations		Request	Recommended	Adopted
<hr/>					
Appropriations					
500000	Full Time - Salaries		684,129	684,129	684,129
502000	Fringe Benefits		273,652	273,652	273,652
505000	Office Supplies		500	500	500
506200	Maintenance & Repair		500	500	500
510000	Local Mileage Reimbursement		500	500	500
510100	Out Of Area Travel		1,500	1,500	1,500
516020	Professional Service Contracts and Fees		82,500	82,500	82,500
561410	Lab & Technical Equipment		500	500	500
561420	Office Furn & Fix Eqp		500	500	500
916200	ID DEP Services		261,769	261,769	261,769
980000	ID DISS Services		25,578	25,578	25,578
	Total Appropriation		1,331,628	1,331,628	1,331,628
Revenue					
450000	Interfund Revenue Non-Subsidy		1,331,628	1,331,628	1,331,628
	Total Revenue		1,331,628	1,331,628	1,331,628

COUNTY EXECUTIVE - COMMUNITY DEVELOPMENT FUND-GRANT -

OFFICE OF WORKFORCE DEVELOPMENT

This is a continuation of an existing project for the period 1/1/06 to 12/31/06 to fund activities of the Buffalo and Erie County Workforce Investment Board (WIB). The Office of Workforce Development provides staff support for the WIB and advises the County Executive on workforce development issues. The WIB has the key role of providing direction on local strategic workforce issues, identifying needs, and developing strategies to address those needs. It is responsible for overseeing the Title I program under the Workforce Investment Act, Welfare-to-Work programs, and the Youth Opportunity Grant for the City of Buffalo. Appointed by the County Executive and the Mayor of Buffalo, the WIB works in partnership with these elected officials to develop the five-year workforce investment plan, select One-Stop Operators and providers of training for workers, coordinate a wide variety of Federal and other employment and training programs, promote private sector involvement in the workforce development system, and coordinate workforce training with local economic development efforts. In its role as overseer of the local workforce development system, the WIB must establish program performance standards in conjunction with the New York State Department of Labor.

All costs associated with the Office of Workforce Development are reimbursed to Erie County from federal funds provided under the Workforce Investment Act.

Total Appropriation	\$	183,995
Federal Share	\$	183,995
State Share	\$	—
County Share	\$	—

2006 Budget Estimate - Summary of Personal Services

Fund Center: 10110

County Executive's Office

Fund Center: 10110			Job		Prior Year 2004		Current Year 2005		----- Ensuing Year 2006 -----					
County Executive's Office			Group	No:	Salary	No:	Salary	No:	Dept-Req	No:	Exec-Rec	No:	Leg-Adopt	Remarks
Cost Center 1011080 Workforce Development														
Full-time			Positions											
1 DIRECTOR OF WORKFORCE DEVELOPMENT			17	1	\$91,466	1	\$91,466	1	\$91,466	1	\$91,466	1	\$91,466	
2 SPECIAL ASSISTANT-WORKFORCE INVESTMEN			08	1	\$38,128	1	\$39,959	1	\$39,959	1	\$39,959	1	\$39,959	
Total:			2		\$129,594	2	\$131,425	2	\$131,425	2	\$131,425	2	\$131,425	
<u>Fund Center Summary Total</u>														
Full-time:			2		\$129,594	2	\$131,425	2	\$131,425	2	\$131,425	2	\$131,425	
Fund Center Totals:			2		\$129,594	2	\$131,425	2	\$131,425	2	\$131,425	2	\$131,425	

COUNTY OF ERIE

Fund:	290		2006	2006	2006
Department:	County Executive		Department	Executive	Legislative
Grant:	Office of Workforce Development		Request	Recommended	Adopted
<hr/>					
Appropriations					
500000	Full Time - Salaries		131,425	131,425	131,425
502000	Fringe Benefits		52,570	52,570	52,570
	Total Appropriation		183,995	183,995	183,995
 Revenue					
411750	Workforce Investment Act		183,995	183,995	183,995
	Total Revenue		183,995	183,995	183,995

BUFFALO AND ERIE COUNTY PUBLIC LIBRARY-GRANTS

CENTRAL LIBRARY DEVELOPMENT AID

This grant project is a continuation of an existing grant for the entitlement period 1/1/06 to 12/31/06. The purpose of this state grant is to support the development and operation of central libraries in the state. The grant is used to fund full-time and part-time positions in the central library staff consistent with a development/spending plan approved by the New York State Education Department. The grant is 100 percent funded by New York State.

Total Appropriation	\$	304,085
Federal Share		—
State Share	\$	304,085
County Share		—

CENTRAL LIBRARY BOOK AID

This grant project is a continuation of an existing grant for the entitlement period 1/1/06 to 12/31/06. The purpose of this state grant is to support the purchase of library materials including books, periodicals and non-print materials for the central library. The grant is 100 percent funded by New York State.

Total Appropriation	\$	71,500
Federal Share		—
State Share	\$	71,500
County Share		—

CONTINUITY OF SERVICE

This grant is a continuation of an existing state grant for the entitlement period 1/1/06 to 12/31/06. The purpose of this state grant is to support the continuation of service levels established by a state grant in 1981. The grant is used to maintain services provided to the public in the Business, Science and Technology Department. The grant is 100 percent funded by New York State.

Total Appropriation	\$	50,000
Federal Share		—
State Share	\$	50,000
County Share		—

COORDINATED OUTREACH PROGRAM

This grant project is a continuation of an existing grant for the entitlement period from 1/1/06 to 12/31/06. The purpose of this state grant is to provide library outreach services to persons in need of special library services. The grant is used to provide services to educationally disadvantaged persons, minority groups in need of special library services, unemployed persons in need of employment and training information, persons who live in areas underserved by a library and persons who are blind, aged, handicapped or are confined in institutions. The program operates according to a plan approved by the New York State Education Department and serves approximately 550,000 persons annually. The grant is 100 percent funded by New York State.

Total Appropriation	\$	166,535
Federal Share		—
State Share	\$	166,535
County Share		—

LIBRARY SERVICES TO COUNTY CORRECTIONAL FACILITIES

This grant project is a continuation of an existing grant for the entitlement period 4/1/06 to 3/31/07. The purpose of this state grant is to support library services provided to inmates in correctional institutions. The grant provides a small supplement to local funds and is used to purchase equipment, supplies and services for the library's correctional institution extension program. The county daily inmate population averages approximately 1,500. The grant is 100 percent funded by New York State.

Total Appropriation	\$	8,511
Federal Share		—
State Share	\$	8,511
County Share		—

LIBRARY SERVICES TO STATE CORRECTIONAL FACILITIES

This grant is a continuation of an existing grant for the entitlement period 1/1/06 to 12/31/06. The purpose of this state grant is to support library services to state correctional facility inmates within the library's service area. The grant is used specifically to provide library services to the state correctional facilities at Collins, Gowanda and Wende. Approximately 4,000 state inmates are served by this program. The grant is 100 percent funded by New York State, and is based on the number of inmates in state correctional facilities in the library's service area.

Total Appropriation	\$	39,942
Federal Share		—
State Share	\$	39,942
County Share		—

NEW YORK STATE LIBRARY AUTOMATION GRANT - NON-COMPETITIVE

This grant is a continuation of an existing grant for the entitlement period 1/1/06 to 12/31/06. The purpose of this non-competitive state grant is to support local library automation programs for bibliographic control and interlibrary information resource sharing. The grant will be used to supplement the automated catalog and circulation system, and to purchase related equipment and supplies, consistent with a plan approved by the New York State Education Department. The grant is 100 percent funded by New York State.

Total Appropriation	\$	76,500
Federal Share		—
State Share	\$	76,500
County Share		—

2006 Budget Estimate - Summary of Personal Services

Fund Center: 420

Library

Job Group	Prior Year 2004	Current Year 2005	----- Ensuing Year 2006 -----				Remarks			
No:	Salary	No:	Salary	No:	Dept-Req	No:	Exec-Rec	No:	Leg-Adopt	

Grant Name Central Library Development Aid

Cost Center 4206640 Processing

Full-time Positions

1 LIBRARIAN 2	10	1	\$47,944	1	\$39,472	0	\$0	0	\$0	0	\$0	Delete
2 LIBRARIAN 1	09	1	\$42,413	1	\$36,770	1	\$35,256	1	\$35,256	1	\$35,256	
3 LIBRARIAN 1	09	1	\$33,887	1	\$43,262	1	\$46,332	1	\$46,332	1	\$46,332	
4 SENIOR LIBRARY CLERK	04	1	\$29,727	1	\$30,844	1	\$31,462	1	\$31,462	1	\$31,462	
5 SENIOR LIBRARY CLERK	04	1	\$27,676	1	\$30,322	1	\$30,930	1	\$30,930	1	\$30,930	
6 LIBRARY CLERK	01	1	\$25,012	1	\$23,727	1	\$27,839	1	\$27,839	1	\$27,839	
Total:	6		\$206,659	6	\$204,397	5	\$171,819	5	\$171,819	5	\$171,819	

Part-time Positions

1 SENIOR PAGE (PT)	38	1	\$6,620	1	\$6,620	0	\$0	0	\$0	0	\$0	Delete
2 SENIOR PAGE (PT)	38	1	\$6,620	1	\$6,620	1	\$6,681	1	\$6,681	1	\$6,681	
3 SENIOR PAGE PT	38	1	\$6,620	1	\$6,867	0	\$0	0	\$0	0	\$0	Delete
4 SENIOR PAGE PT	38	1	\$6,620	1	\$6,867	1	\$6,825	1	\$6,825	1	\$6,825	
5 LIBRARIAN 1 PT	09	1	\$7,341	1	\$7,488	1	\$7,638	1	\$7,638	1	\$7,638	
6 LIBRARIAN 1 PT	09	1	\$8,167	1	\$7,395	1	\$8,024	1	\$8,024	1	\$8,024	
7 LIBRARIAN TRAINEE (PT)	07	1	\$13,413	1	\$13,681	1	\$9,181	1	\$9,181	1	\$9,181	
8 LIBRARIAN TRAINEE (PT)	07	1	\$4,800	1	\$4,896	1	\$5,655	1	\$5,655	1	\$5,655	
9 LIBRARIAN TRAINEE (PT)	07	1	\$13,950	1	\$14,228	1	\$9,181	1	\$9,181	1	\$9,181	
10 LIBRARIAN TRAINEE (PT)	07	1	\$13,950	1	\$14,228	1	\$9,181	1	\$9,181	1	\$9,181	
11 LIBRARIAN TRAINEE (PT)	07	1	\$607	1	\$659	0	\$0	0	\$0	0	\$0	Delete
12 LIBRARIAN TRAINEE (PT)	07	1	\$522	1	\$567	0	\$0	0	\$0	0	\$0	Delete
Total:	12		\$89,230	12	\$90,116	8	\$62,366	8	\$62,366	8	\$62,366	

Grant Summary Totals

Full-time:	6	\$206,659	6	\$204,397	5	\$171,819	5	\$171,819	5	\$171,819
Part-time:	12	\$89,230	12	\$90,116	8	\$62,366	8	\$62,366	8	\$62,366
Grant Totals:	18	\$295,889	18	\$294,513	13	\$234,185	13	\$234,185	13	\$234,185

COUNTY OF ERIE

Fund: 821		2006	2006	2006
Department: Library		Department	Executive	Legislative
Grant: Central Library Development Aid		Request	Recommended	Adopted
Appropriations				
500000	Full Time - Salaries	171,819	171,819	171,819
500010	Part Time - Wages	62,366	62,366	62,366
502000	Fringe Benefits	69,900	69,900	69,900
Total Appropriation		304,085	304,085	304,085
Revenue				
409000	State Aid Revenues	304,085	304,085	304,085
Total Revenue		304,085	304,085	304,085

COUNTY OF ERIE

Fund: 821		2006	2006	2006
Department: Library		Department	Executive	Legislative
Grant: Central Library Book Aid		Request	Recommended	Adopted
Appropriations				
561450	Library Books & Media	71,500	71,500	71,500
Total Appropriation		71,500	71,500	71,500
Revenue				
409000	State Aid Revenues	71,500	71,500	71,500
Total Revenue		71,500	71,500	71,500

2006 Budget Estimate - Summary of Personal Services

Fund Center: 420

Library

Job	Prior Year 2004		Current Year 2005		----- Ensuing Year 2006 -----						Remarks
Group	No:	Salary	No:	Salary	No:	Dept-Req	No:	Exec-Rec	No:	Leg-Adopt	

Grant Name Continuity of Service

Cost Center 4202130 Humanities & Social Services

Part-time Positions

1 SENIOR PAGE PT	38	1	\$5,317	1	\$5,508	1	\$5,512	1	\$5,512	1	\$5,512
2 LIBRARIAN 1 PT	09	1	\$10,916	1	\$11,844	1	\$10,220	1	\$10,220	1	\$10,220
3 LIBRARIAN 1 PT	09	1	\$10,916	1	\$11,844	1	\$10,220	1	\$10,220	1	\$10,220
4 CLERK-TYPIST (P.T.)	01	2	\$8,620	2	\$8,799	2	\$8,967	2	\$8,967	2	\$8,967
5 CLERK-TYPIST (P.T.)	01	1	\$7,839	1	\$7,996	1	\$8,156	1	\$8,156	1	\$8,156
Total:		6	\$43,608	6	\$45,991	6	\$43,075	6	\$43,075	6	\$43,075

Grant Summary Totals

Part-time:	6	\$43,608	6	\$45,991	6	\$43,075	6	\$43,075	6	\$43,075
Grant Totals:	6	\$43,608	6	\$45,991	6	\$43,075	6	\$43,075	6	\$43,075

COUNTY OF ERIE

Fund: 821		2006	2006	2006
Department: Library		Department	Executive	Legislative
Grant: Continuity of Service		Request	Recommended	Adopted
Appropriations				
500010	Part Time - Wages	43,075	43,075	43,075
502000	Fringe Benefits	6,925	6,925	6,925
Total Appropriation		50,000	50,000	50,000
Revenue				
409000	State Aid Revenues	50,000	50,000	50,000
Total Revenue		50,000	50,000	50,000

2006 Budget Estimate - Summary of Personal Services

Fund Center: 420

Library

Job	Prior Year 2004	Current Year 2005	----- Ensuing Year 2006 -----								
Group	No:	Salary	No:	Salary	No:	Dept-Req	No:	Exec-Rec	No:	Leg-Adopt	Remarks

Grant Name Coordinated Outreach Program

Cost Center 4203365 North Jefferson Branch

Full-time Positions

1 LIBRARIAN 1	09	1	\$33,887	1	\$45,423	1	\$46,332	1	\$46,332	1	\$46,332	
2 LIBRARIAN 1	09	1	\$40,296	1	\$43,262	1	\$46,332	1	\$46,332	1	\$46,332	
3 SENIOR LIBRARY CLERK	04	1	\$30,239	1	\$30,844	1	\$31,462	1	\$31,462	1	\$31,462	
4 LIBRARY CLERK	01	1	\$21,865	1	\$23,727	0	\$0	0	\$0	0	\$0	Delete
Total:		4	\$126,287		\$143,256	3	\$124,126		\$124,126	3	\$124,126	

Regular Part-time Positions

1 SENIOR PAGE (REGULAR PART TIME)	04	1	\$12,823	1	\$16,134	0	\$0	0	\$0	0	\$0	Delete
2 SENIOR PAGE (REGULAR PART TIME)	04	1	\$12,823	1	\$15,880	0	\$0	0	\$0	0	\$0	Delete
3 SENIOR PAGE (REGULAR PART TIME)	04	1	\$12,823	1	\$16,134	0	\$0	0	\$0	0	\$0	Delete
4 SENIOR PAGE (REGULAR PART TIME)	04	1	\$12,823	1	\$16,134	0	\$0	0	\$0	0	\$0	Delete
Total:		4	\$51,292		\$64,282	0	\$0		\$0	0	\$0	

Grant Summary Totals

Full-time:	4	\$126,287	4	\$143,256	3	\$124,126	3	\$124,126	3	\$124,126
Regular Part-time:	4	\$51,292	4	\$64,282	0	\$0	0	\$0	0	\$0
Grant Totals:	8	\$177,579	8	\$207,538	3	\$124,126	3	\$124,126	3	\$124,126

COUNTY OF ERIE

Fund: 821		2006	2006	2006
Department: Library		Department	Executive	Legislative
Grant: Coordinated Outreach Program		Request	Recommended	Adopted
Appropriations				
500000	Full Time - Salaries	124,126	124,126	124,126
502000	Fringe Benefits	42,409	42,409	42,409
Total Appropriation		166,535	166,535	166,535
Revenue				
409000	State Aid Revenues	166,535	166,535	166,535
Total Revenue		166,535	166,535	166,535

2006 Budget Estimate - Summary of Personal Services

Fund Center: 420

Library

Job	Prior Year 2004		Current Year 2005		----- Ensuing Year 2006 -----						Remarks
Group	No:	Salary	No:	Salary	No:	Dept-Req	No:	Exec-Rec	No:	Leg-Adopt	

Grant Name Library Services to County Correctional Facilities

Cost Center 4203220 Mobile Libraries

Part-time Positions

1 PAGE (P.T.)	34	1	\$4,553	1	\$4,768	1	\$4,719	1	\$4,719	1	\$4,719
Total:		1	\$4,553	1	\$4,768	1	\$4,719	1	\$4,719	1	\$4,719

Grant Summary Totals

Part-time:	1	\$4,553	1	\$4,768	1	\$4,719	1	\$4,719	1	\$4,719
Grant Totals:	1	\$4,553	1	\$4,768	1	\$4,719	1	\$4,719	1	\$4,719

COUNTY OF ERIE

Fund:	821		2006	2006	2006
Department:	Library		Department	Executive	Legislative
Grant:	Library Services to County Correctional Facilities		Request	Recommended	Adopted
<hr/>					
Appropriations					
500010	Part Time - Wages		4,719	4,719	4,719
502000	Fringe Benefits		617	617	617
505000	Office Supplies		321	321	321
530000	Other		1,214	1,214	1,214
561450	Library Books & Media		1,640	1,640	1,640
	Total Appropriation		8,511	8,511	8,511
Revenue					
409000	State Aid Revenues		8,511	8,511	8,511
	Total Revenue		8,511	8,511	8,511

2006 Budget Estimate - Summary of Personal Services

Fund Center: 420

Library

Job Group	Prior Year 2004 No:	Salary	Current Year 2005 No:	Salary	----- Ensuing Year 2006 ----- No: Dept-Req	No: Exec-Rec	No: Leg-Adopt	Remarks
--------------	------------------------	--------	--------------------------	--------	---	--------------	---------------	---------

Grant Name Library Services to State Correctional Facilities

Cost Center 4203210 Institutional Services

Part-time Positions

¹ PAGE (P.T.)	34	1	\$3,990	1	\$3,990	1	\$3,990	1	\$3,990	1	\$3,990
² CLERK-TYPIST (P.T.)	01	1	\$7,737	1	\$7,891	1	\$8,049	1	\$8,049	1	\$8,049
³ CLERK-TYPIST (P.T.)	01	1	\$6,202	1	\$6,326	1	\$6,452	1	\$6,452	1	\$6,452
Total:	3		\$17,929	3	\$18,207	3	\$18,491	3	\$18,491	3	\$18,491

Grant Summary Totals

Part-time:	3	\$17,929	3	\$18,207	3	\$18,491	3	\$18,491	3	\$18,491
Grant Totals:	3	\$17,929	3	\$18,207	3	\$18,491	3	\$18,491	3	\$18,491

COUNTY OF ERIE

Fund:	821		2006	2006	2006
Department:	Library		Department	Executive	Legislative
Grant:	Library Services to State Correctional Facilities		Request	Recommended	Adopted
<hr/>					
Appropriations					
500010	Part Time - Wages		18,491	18,491	18,491
502000	Fringe Benefits		2,396	2,396	2,396
510200	Training and Education		1,200	1,200	1,200
561450	Library Books & Media		17,855	17,855	17,855
	Total Appropriation		39,942	39,942	39,942
 Revenue					
409000	State Aid Revenues		39,942	39,942	39,942
	Total Revenue		39,942	39,942	39,942

2006 Budget Estimate - Summary of Personal Services

Fund Center: 420

Library

Job Group	Prior Year 2004 No:	Salary	Current Year 2005 No:	Salary	No:	Dept-Req	No:	Exec-Rec	No:	Leg-Adopt	Remarks
--------------	------------------------	--------	--------------------------	--------	-----	----------	-----	----------	-----	-----------	---------

Grant Name NYS Library System Automation Grant - Non-Competitive

Cost Center 4202235 Popular Materials

Full-time Positions

1 LIBRARIAN 1	09	1	\$38,174	1	\$41,101	1	\$44,127	1	\$44,127	1	\$44,127
Total:		1	\$38,174		\$41,101		\$44,127		\$44,127		\$44,127

Regular Part-time Positions


1 SENIOR PAGE (REGULAR PART TIME)	04	1	\$27,347	1	\$27,347	1	\$27,347	1	\$27,347	1	\$27,347
Total:		1	\$27,347		\$27,347		\$27,347		\$27,347		\$27,347

Grant Summary Totals

Full-time:	1	1	\$38,174	1	\$41,101	1	\$44,127	1	\$44,127	1	\$44,127
Regular Part-time:		1	\$27,347		\$27,347		\$27,347		\$27,347		\$27,347
Grant Totals:		2	\$65,521		\$68,448		\$71,474		\$71,474		\$71,474

COUNTY OF ERIE

Fund: 821		2006	2006	2006
Department: Library		Department	Executive	Legislative
Grant: NYS Library System Automation Grant Non-Competitive		Request	Recommended	Adopted
Appropriations				
500000	Full Time - Salaries	44,127	44,127	44,127
500020	Regular PT - Wages	27,347	27,347	27,347
502000	Fringe Benefits	5,026	5,026	5,026
Total Appropriation		76,500	76,500	76,500
Revenue				
409000	State Aid Revenues	76,500	76,500	73,500
Total Revenue		76,500	76,500	76,500



SEWER FUND APPROPRIATIONS/ REVENUES

SEWER DISTRICTS

DESCRIPTION

The Erie County Sewer Districts are special service districts created pursuant to state and local law.

They have been created to provide sewer services to communities within their respective boundaries, as specified by contracts between each district and the local jurisdictions served. Sewer districts are responsible for the construction, operation and maintenance of lateral and interceptor storm and sanitary sewer systems, and wastewater treatment facilities.

The Sewer Districts are governed by Boards of Managers appointed by the County Executive.

The Sewer Districts are self-supporting entities with the power to assess appropriate service fees and levy local sewer taxes. Their annual revenues, which are sufficient to cover all operating costs and capital debt service, are derived from a combination of flat rate charges, parcel charges, footage charges, user charges, and sewer taxes based on the assessed value of real property.

The Erie County/Southtowns Sewage Treatment Agency is an independent agency which is made up of five municipal members. As one of the members, Erie County finances, operates and maintains the Southtowns' facilities for the Agency. The Erie County/Southtowns Sewage Treatment Agency receives revenue from a unit charge.

Capital construction is eligible for both federal and state aid when available; however, only low interest loans are presently available. The Sewer Districts have received 34 low interest loans totaling \$60 million as part of a multi-million dollar construction program.

ERIE COUNTY SEWER DISTRICT NO. 1

This District serves the southern portion of the Town of Cheektowaga and the northern portion of the Town of West Seneca.

It provides a network of interceptor and lateral sewers which transport sanitary sewage for treatment by the Buffalo Sewer Authority.

ERIE COUNTY SEWER DISTRICT NO. 2

This District serves portions of the Towns of Evans, Eden, Hamburg and North Collins, including the Villages of Angola and North Collins. Out-of-District agreements also provide service to the Brant-Farnham and Lotus Bay Area Sewer Districts, and Evangola State Park. The District operates and maintains a network of lateral and interceptor sewers which convey flow into the District's own sewage treatment facility at the mouth of Big Sister Creek near Lake Erie. The Sewage Treatment Facility is staffed and operates 24 hours/day.

ERIE COUNTY/SOUTHTOWNS

SEWAGE TREATMENT AGENCY - SEWER DISTRICT NO. 3

The Sewage Treatment Agency serves the Towns of Hamburg, Boston, Orchard Park, Eden, and the Mt. Vernon, Locksley Park, Wanakah, Amsdell Heights and Cloverbank areas in the Town of Hamburg; and Woodlawn, Blasdell and Sewer District No. 3. Sewer District No. 3 also includes the Towns of West Seneca and Holland.

District No. 3 also operates and maintains two modern sewage treatment facilities in the Town of Holland and the Village of Blasdell for treatment of the sewage from those communities as well as portions of the Town of Hamburg tributary to the Village of Blasdell's system. These treatment facilities are staffed Monday through Friday 8:00 a.m. – 4:00 p.m. Currently District 3 provides services by contract to the Village of East Aurora and the Town of Aurora. It is proposed that Erie County Sewer District No. 8 be formed to serve the Village of East Aurora and the Town of Aurora in 2007. Erie County Sewer District No. 8 will include a network of sanitary sewers in the Village of East Aurora and 3 sewer districts in the Town of Aurora as well as a modern sewage treatment facility in the Village of East Aurora.

Additionally, the Erie County/Southtowns Sewage Treatment Agency operates and maintains a network of interceptor sewers which transport sewage to its modern treatment facility on Lake Erie. The sewage treatment facility is staffed and operates 24 hours/day.

ERIE COUNTY SEWER DISTRICT NO. 4

This District serves the Villages of Depew and Lancaster and the Town of Lancaster to a point approximately 1,000 feet east of Pavement Road. The District was recently extended along the Walden Avenue industrial corridor. It provides a network of lateral and interceptor sewers which transport sanitary sewage for treatment at the Buffalo Sewer

Authority. By contract it also services the Lancaster and Alden Town Sewer Districts.

ERIE COUNTY SEWER DISTRICT NO. 5

This District serves the Transit Road area of the Towns of Amherst and Clarence, in addition to adjacent residential areas and Clarence Center. It is primarily a network of sanitary sewers which transport sanitary sewage to the Town of Amherst for treatment at the town's treatment facility. This District also operates two small sewage treatment plants and services various Town of Clarence Sewer Districts by contract.

ERIE COUNTY SEWER DISTRICT NO. 6

This District serves the City of Lackawanna and several out-of-district areas by contractual agreement. It operates and maintains the network of sanitary and storm sewers in the City of Lackawanna as well as a sewage treatment facility. The Sewage Treatment Facility is staffed and operates 24 hours/day.

DIVISION OF SEWERAGE MANAGEMENT

The Division provides management staff related to the administration, operation, design and construction of the sewer facilities. Engineering duties include: facilities planning, design, supervision of construction, inspection, approval of contractor payments, applying for the financing of new projects, accounting, and handling of construction claims. The Division also supervises the daily operation of the six Erie County Sewer Districts and the Erie County/Southtowns Sewage Treatment Agency. It is funded through interfund and interdepartmental revenues from various sewer districts and capital projects which, in turn, receive state and federal construction grants and loans.

2006 Budget Estimate - Summary of Personal Services

Fund Center: 18110

Sewer Districts 1, 4, 5

Fund Center: 18110			Prior Year 2004		Current Year 2005		----- Ensuing Year 2006 -----							
Sewer Districts 1, 4, 5			Job Group	No:	Salary	No:	Salary	No:	Dept-Req	No:	Exec-Rec	No:	Leg-Adopt	Remarks
Cost Center 1811010 Sewer District 1														
Full-time			Positions											

1	SEWER DISTRICT MANAGER		13	1	\$64,985	1	\$64,985	1	\$64,985	1	\$64,985	1	\$64,985	
2	ASSISTANT SEWER DISTRICT MANAGER		11	1	\$57,816	1	\$60,247	1	\$61,452	1	\$61,452	1	\$61,452	
3	SENIOR ELECTRONICS TECHNICIAN WASTEW		10	1	\$51,463	1	\$52,493	1	\$54,142	1	\$54,142	1	\$54,142	
4	ELECTRONICS TECHNICIAN-WASTEWATER FA		09	2	\$92,337	2	\$83,358	2	\$87,239	2	\$87,239	2	\$87,239	
5	SENIOR WASTEWATER TREATMENT PLANT OP		09	1	\$45,639	1	\$46,706	1	\$46,706	1	\$46,706	1	\$46,706	
6	SEWER INSPECTOR		09	2	\$99,760	2	\$99,760	2	\$99,760	2	\$99,760	2	\$99,760	
7	SUPERVISING MAINTENANCE MECHANIC		09	2	\$97,627	2	\$99,580	2	\$102,120	2	\$102,120	2	\$102,120	
8	ASSISTANT SUPERVISING MAINTENANCE MEC		08	2	\$89,138	2	\$90,118	2	\$90,118	2	\$90,118	2	\$90,118	
9	SEWER MAINTENANCE WORKER		07	6	\$236,892	6	\$247,802	6	\$249,120	6	\$249,120	6	\$249,120	
10	SEWERAGE FACILITIES MECHANIC		07	1	\$41,298	1	\$41,298	1	\$41,298	1	\$41,298	1	\$41,298	
11	WASTEWATER TREATMENT PLANT OPERATOR		07	3	\$118,619	3	\$118,619	3	\$119,503	3	\$119,503	3	\$119,503	
12	SENIOR ACCOUNT CLERK		06	1	\$36,007	1	\$37,496	1	\$39,052	1	\$39,052	1	\$39,052	
13	WASTEWATER TREATMENT PLANT OPERATOR		06	1	\$31,799	1	\$33,116	1	\$34,445	1	\$34,445	1	\$34,445	
14	MAINTENANCE WORKER-SEWERAGE		05	7	\$231,644	7	\$232,252	7	\$233,170	7	\$233,170	7	\$233,170	
15	ACCOUNT CLERK-TYPIST		04	1	\$26,661	1	\$28,230	1	\$29,863	1	\$29,863	1	\$29,863	
16	JUNIOR MAINTENANCE WORKER-SEWERAGE		04	3	\$86,629	3	\$88,662	3	\$89,167	3	\$89,167	3	\$89,167	
17	CARETAKER		03	1	\$23,119	1	\$24,590	1	\$25,551	1	\$25,551	1	\$25,551	
18	LABORER		03	1	\$23,119	1	\$29,869	1	\$29,869	1	\$29,869	1	\$29,869	
Total:			37		\$1,454,552	37	\$1,479,181	37	\$1,497,560	37	\$1,497,560	37	\$1,497,560	
Seasonal			Positions											

1	LABORER (SEASONAL)		40	11	\$81,763	10	\$74,330	10	\$74,330	10	\$74,330	10	\$74,330	
2	CLERK-TYPIST (PT)		01	1	\$7,989	1	\$8,149	1	\$8,311	1	\$8,311	1	\$8,311	
3	INTERN (SEASONAL)		01	0	\$0	1	\$8,843	1	\$8,843	1	\$8,843	1	\$8,843	
Total:			12		\$89,752	12	\$91,322	12	\$91,484	12	\$91,484	12	\$91,484	
<u>Fund Center Summary Total</u>														
Full-time:			37		\$1,454,552	37	\$1,479,181	37	\$1,497,560	37	\$1,497,560	37	\$1,497,560	
Seasonal:			12		\$89,752	12	\$91,322	12	\$91,484	12	\$91,484	12	\$91,484	
Fund Center Totals:			49		\$1,544,304	49	\$1,570,503	49	\$1,589,044	49	\$1,589,044	49	\$1,589,044	

**County of Erie
Sewer District Budgets**

Fund: 220
Department: Sewer District 1,4,& 5
Fund Center: 18110

2003 Actuals	Account	Appropriation	2004 Actuals	2005 Adopted CAAB	2005 Adjusted Budget	2006 Department Request	2006 Executive Recommended	2006 Legislative Adopted
1,429,833	500000	PERSONAL SERVICES	1,407,885	1,464,529	1,464,529	1,497,560	1,497,560	1,497,560
-	500030	SEASONAL EMP WAGES	60,083	89,912	89,912	91,484	91,484	91,484
-	500300	SHIFT DIFFERENTIAL	648	1,963	1,963	1,962	1,962	1,962
-	500330	HOLIDAY WORKED	2,713	-	-	-	-	-
-	500350	OTHER EMPLOYEE PAYMENTS	5,977	-	-	5,100	5,100	5,100
91,121	501000	OVERTIME	80,865	117,163	117,163	114,682	114,682	114,682
550,476	502000	FRINGE BENEFITS	602,350	679,364	679,364	707,756	707,756	707,756
3,947	505000	OFFICE SUPPLIES	6,505	20,500	20,500	18,700	18,700	18,700
3,868	505200	CLOTHING SUPPLIES	5,764	13,150	13,150	12,550	12,550	12,550
4,507	505600	AUTO SUPPLIES	12,227	27,350	27,350	100,350	100,350	100,350
4,911	505800	MEDICAL SUPPLIES	5,840	18,000	18,000	17,950	17,950	17,950
91,125	506200	MAINTENANCE SUPPLIES	287,901	473,650	473,650	470,350	470,350	470,350
74,607	506200	REPAIRS & MAINTENANCE	-	-	-	-	-	-
464	506210	LAUNDRY SUPPLIES	-	-	-	-	-	-
2,275	506400	HIGHWAY SUPPLIES	9,046	15,050	15,050	14,900	14,900	14,900
1,366	510000	LOCAL MILEAGE REIMBURSEMENT	772	500	500	500	500	500
2,873	510100	OUT OF AREA TRAVEL	2,435	7,000	7,000	3,000	3,000	3,000
-	510200	TRAINING & EDUCATION	4,984	14,000	14,000	19,200	19,200	19,200
18,420	515000	UTILITY CHARGES	11,706	20,000	20,000	18,000	18,000	18,000
-	516020	PROFESSIONAL SRV CONTRACTS & FEES	5,659,890	5,310,522	5,310,522	6,083,232	6,083,232	6,083,232
5,077,042	516020	CONTRACTUAL EXPENSE	-	-	-	-	-	-
52,470	516029	DUES & FEES	-	-	-	-	-	-
-	516030	MAINTENANCE CONTRACTS	401	39,300	39,300	38,700	38,700	38,700
74,194	530000	OTHER EXPENSES	(8,046)	4,551	4,551	4,600	4,600	4,600
10,741	545000	RENTAL CHARGES	9,962	27,000	27,000	26,000	26,000	26,000
-	550500	NYSEFC BND ADM FEE	11,598	19,051	19,051	18,343	18,343	18,343
-	551400	INTEREST-DEBT SERVICE	-	-	-	-	-	-
78,737	555000	GENERAL LIABILITY	-	146,400	146,400	-	-	-
-	555050	INSURANCE PREMIUMS	76,446	-	-	17,800	17,800	17,800
23,503	561410	LAB & TECH EQUIP	84,971	61,950	61,950	194,970	194,970	194,970
1,649	561420	OFFICE EQUIPMENT	-	13,718	13,718	-	-	-
68,440	561430	BUILDINGS & GROUNDS EQUIPMENT	8,653	138,650	138,650	12,500	12,500	12,500

**County of Erie
Sewer District Budgets**

Department: Sewer District 1,4,& 5

2003 Actuals	Account	Appropriation	2004 Actuals	2005 Adopted CAAB	2005 Adjusted Budget	2006 Department Request	2006 Executive Recommended	2006 Legislative Adopted
51,243	561440	MOTOR VEHICLE EQUIPMENT	25,447	170,350	170,350	79,931	79,931	79,931
1,324,724	570040	INTERFUND-DEBT SERVICE	1,105,867	1,292,458	1,292,458	1,699,252	1,699,252	1,699,252
326,378	575040	INTERFUND-UTILITIES ENTERPRISE FUND	356,321	500,000	500,000	485,000	485,000	485,000
-	912300	INTERFUND-ROAD	-	26,000	26,000	200	200	200
(2,892)	914000	INTERFUND-UNDIST CTYWIDE EXPENSE	(8,250)	10,569	10,569	15,612	15,612	15,612
22,639	916000	INTERFUND-LAW	23,205	23,205	23,205	23,205	23,205	23,205
1,258,460	918000	INTERDEPT-SEWERAGE MANAGEMENT	1,404,614	1,530,312	1,530,312	1,668,530	1,668,530	1,668,530
44,000	970000	INTERFUND-CAPITAL	-	-	-	-	-	-
66,486	980000	INTERFUND-DISS	88,662	103,797	103,797	40,737	40,737	40,737
10,757,607		Total Appropriation	11,347,442	12,379,964	12,379,964	13,502,656	13,502,656	13,502,656

2006 BUDGET
ERIE COUNTY SEWER DISTRICTS NO. 1, 4 & 5

APPROPRIATIONS	ECSD #1	ECSD #4	ECSD #5	TOTAL
Treatment Costs	\$1,550,000	\$3,575,000	\$700,000	\$5,825,000
O&M Costs	2,190,626	3,136,754	651,024	5,978,405
Net Transfer Debt Service Fund*	899,029	451,910	198,313	1,549,252
BAN Principal	<u>0</u>	<u>100,000</u>	<u>50,000</u>	<u>150,000</u>
Total Appropriations	\$4,639,655	\$7,263,664	\$1,599,338	\$13,502,657
REVENUES				
Interest Earned	\$56,998	\$62,222	\$29,242	\$148,462
Connection/Inspection Fees	35,508	52,780	15,205	103,493
User Charge	497,710	386,135	197,775	1,081,620
Cheektowaga T.D. #3	0	633,482	0	633,482
West Seneca T.D. #6	0	386,579	0	386,579
E.C. Sewer District #1 (Includes Fairelm Adjust.)	(805,460)	805,460	0	0
Lancaster T.D. 1 and 2	0	183,558	0	183,558
State (Wende)/County (Bflo. Correc.,H&I),T. Alden	0	215,908	0	215,908
Fund Balance	362,000	400,000	112,208	874,208
Clarence Town #2, #6 & #7	0	0	128,289	128,289
Garage/Administration Bldg. Shared Debt	<u>(59,196)</u>	<u>77,285</u>	<u>(18,089)</u>	<u>0</u>
Total Revenue	\$87,560	\$3,203,408	\$464,631	\$3,755,599
Total Tax Levy	\$4,552,095	\$4,060,256	\$1,134,707	\$9,747,058
Total Resources				\$13,502,657
*Debt Service (Bonds P+I)	\$1,409,185	\$559,401	\$258,249	2,226,835
Less Capital Interest Approp	(200,000)	0	(24,000)	(224,000)
Less EFC Subsidy	<u>(310,156)</u>	<u>(107,491)</u>	<u>(35,936)</u>	<u>(453,583)</u>
Net Transfer	\$899,029	\$451,910	\$198,313	\$1,549,252

**County of Erie
Sewer District Budgets**

Fund: 220
Department: Sewer District 1
Fund Center: 1811010

2003 Actuals	Account	Revenue	2004 Actuals	2005 Adopted CAAB	2005 Adjusted Budget	2006 Department Request	2006 Executive Recommended	2006 Legislative Adopted
3,805,563	400000	REVENUE FROM REAL PROPERTY TAX	4,038,833	4,154,558	4,154,558	4,552,094	4,552,094	4,552,094
-	402190	USE OF FUND BALANCE	-	479,805	479,805	362,000	362,000	362,000
-	419550	SEWER RENTS	648	-	-	-	-	-
3,849	419570	SEWER RENTS NYS	2,031	-	-	-	-	-
411,776	419600	USER CHARGES	342,292	342,292	342,292	497,710	497,710	497,710
28,558	419610	CONNECTION FEES	35,508	28,558	28,558	35,508	35,508	35,508
24,123	420070	CONTRACT WITH VILLAGE OF DEPEW	26,817	-	-	-	-	-
-	420080	CONTRACT WITH CHEEKTOWAGA	540	-	-	-	-	-
(758,380)	420120	INTRADISTRICT ADJUSTMENT	(813,832)	(800,701)	(800,701)	(864,656)	(864,656)	(864,656)
61,881	445032	INTEREST & EARN-SEWER INV	56,998	61,881	61,881	56,998	56,998	56,998
141	445070	PREMIUM ON OBLIGATIONS	-	-	-	-	-	-
3,177	466000	MISCELLANEOUS RECEIPTS	12,231	-	-	-	-	-
-	466070	REFUND ON PR/YEARS EXPENSES	1,440	-	-	-	-	-
16,563	475000	GENERAL OBLIGATION BOND PROCEEDS	-	-	-	-	-	-
3,597,251		Total Revenue	3,703,506	4,266,393	4,266,393	4,639,654	4,639,654	4,639,654

**County of Erie
Sewer District Budgets**

Fund: 220
Department: Sewer District 4
Fund Center: 1811040

2003 Actuals	Account	Revenue	2004 Actuals	2005 Adopted CAAB	2005 Adjusted Budget	2006 Department Request	2006 Executive Recommended	2006 Legislative Adopted
3,274,247	400000	REVENUE FROM REAL PROPERTY TAX	3,574,697	3,605,591	3,605,591	4,060,255	4,060,255	4,060,255
-	402190	USE OF FUND BALANCE	-	574,000	574,000	400,000	400,000	400,000
-	419500	TOWN OF ALDEN	20,182	-	-	20,100	20,100	20,100
117,246	419550	SEWER RENTS	140,093	88,064	88,064	-	-	-
86,319	419570	SEWER RENTS-NYS	94,829	69,035	69,035	69,246	69,246	69,246
347,159	419600	USER CHARGES	339,780	339,779	339,779	386,135	386,135	386,135
64,145	419610	CONNECTION FEES	52,780	64,145	64,145	52,780	52,780	52,780
484,770	420080	CONTRACT W/CHEEKTOWAGA	448,225	516,087	516,087	633,482	633,482	633,482
344,955	420090	CONTRACT W/WEST SENECA	189,466	309,361	309,361	386,579	386,579	386,579
163,917	420100	CONTRACT W/TOWN OF LANCASTER	175,904	173,278	173,278	183,558	183,558	183,558
778,167	420120	INTRADISTRICT ADJUSTMENT	829,375	818,064	818,064	882,745	882,745	882,745
47,714	445032	INTEREST & EARN-SEWER INV	66,222	47,714	47,714	62,222	62,222	62,222
12,526	466000	MISCELLANEOUS RECEIPTS	-	-	-	-	-	-
-	466280	LOCAL SOURCE - ECMCC	-	72,213	72,213	64,490	64,490	64,490
19,035	467000	MISC. DEPARTMENTAL INCOME	5,674	-	-	62,072	62,072	62,072
5,740,200		Total Revenue	5,937,227	6,677,331	6,677,331	7,263,664	7,263,664	7,263,664

**County of Erie
Sewer District Budgets**

Fund: 220
Department: Sewer District 5
Fund Center: 1811050

2003 Actuals	Account	Revenue	2004 Actuals	2005 Adopted CAAB	2005 Adjusted Budget	2006 Department Request	2006 Executive Recommended	2006 Legislative Adopted
616,463	400000	REVENUE FROM REAL PROPERTY TAX	693,289	971,593	971,593	1,134,708	1,134,708	1,134,708
-	402190	USE OF FUND BALANCE	-	120,074	120,074	112,208	112,208	112,208
94,890	419510	SEWER RENT-TOWN OF CLARENCE	106,674	101,447	101,447	128,289	128,289	128,289
-	419550	SEWER RENTS	(5,226)	-	-	-	-	-
6,060	419590	MEADOW LAKES EXT FEES	3,226	-	-	-	-	-
200,322	419600	USER CHARGES	193,911	193,911	193,911	197,775	197,775	197,775
29,224	419610	CONNECTION FEES	15,205	29,223	29,223	15,205	15,205	15,205
(19,787)	420120	INTRADISTRICT ADJUSTMENT	(15,543)	(17,363)	(17,363)	(18,089)	(18,089)	(18,089)
37,355	445032	INTEREST & EARN-SEWER INV	29,241	37,355	37,355	29,242	29,242	29,242
22,587	466000	MISCELLANEOUS RECEIPTS	2,048	-	-	-	-	-
987,114		Total Revenue	1,022,825	1,436,240	1,436,240	1,599,338	1,599,338	1,599,338

2006 Budget Estimate - Summary of Personal Services

Fund Center: 18210

Sewer District 2

Fund Center: 18210			Job	Prior Year 2004	Current Year 2005	Ensuing Year 2006								
Sewer District 2			Group	No:	Salary	No:	Salary	No:	Dept-Req	No:	Exec-Rec	No:	Leg-Adopt	Remarks
Cost Center	1821010	Sewer District 2												
Full-time Positions														
1	SEWER DISTRICT MANAGER	13	1	\$45,831	1	\$60,547	1	\$60,547	1	\$60,547	1	\$60,547	1	\$60,547
2	CHIEF WASTEWATER TREATMENT PLANT OPE	12	1	\$63,904	1	\$65,181	1	\$66,485	1	\$66,485	1	\$66,485	1	\$66,485
3	ELECTRONICS TECHNICIAN-WASTEWATER FA	09	1	\$47,755	1	\$48,709	1	\$49,683	1	\$49,683	1	\$49,683	1	\$49,683
4	SENIOR WASTEWATER TREATMENT PLANT OP	09	3	\$144,343	3	\$144,343	3	\$145,931	3	\$145,931	3	\$145,931	3	\$145,931
5	SUPERVISING MAINTENANCE MECHANIC	09	1	\$49,872	1	\$50,871	1	\$51,888	1	\$51,888	1	\$51,888	1	\$51,888
6	ASSISTANT SUPERVISING MAINTENANCE MEC	08	1	\$44,081	1	\$45,057	1	\$45,057	1	\$45,057	1	\$45,057	1	\$45,057
7	ELECTRONIC INSTRUMENTATION MECHANIC	07	1	\$34,526	1	\$36,872	1	\$39,291	1	\$39,291	1	\$39,291	1	\$39,291
8	LABORATORY TECHNICIAN ENVIRONMENTAL C	07	1	\$41,290	1	\$42,116	1	\$43,418	1	\$43,418	1	\$43,418	1	\$43,418
9	SEWER MAINTENANCE WORKER	07	3	\$124,790	3	\$124,790	3	\$124,790	3	\$124,790	3	\$124,790	3	\$124,790
10	SEWERAGE FACILITIES MECHANIC	07	1	\$41,298	2	\$72,575	2	\$74,208	2	\$74,208	2	\$74,208	2	\$74,208
11	WASTEWATER TREATMENT PLANT OPERATOR	07	5	\$199,456	5	\$190,317	5	\$194,150	5	\$194,150	5	\$194,150	5	\$194,150
12	SENIOR ACCOUNT CLERK	06	1	\$36,007	1	\$37,496	1	\$38,247	1	\$38,247	1	\$38,247	1	\$38,247
13	WASTEWATER TREATMENT PLANT OPERATOR	06	4	\$144,766	4	\$144,766	4	\$145,525	4	\$145,525	4	\$145,525	4	\$145,525
14	MAINTENANCE WORKER-SEWERAGE	05	3	\$99,101	3	\$97,876	3	\$98,488	3	\$98,488	3	\$98,488	3	\$98,488
15	JUNIOR MAINTENANCE WORKER-SEWERAGE	04	4	\$118,394	4	\$119,405	4	\$120,424	4	\$120,424	4	\$120,424	4	\$120,424
16	SENIOR CLERK-TYPIST	04	1	\$31,252	1	\$32,396	1	\$33,045	1	\$33,045	1	\$33,045	1	\$33,045
17	LABORER	03	2	\$52,988	2	\$58,778	2	\$58,778	2	\$58,778	2	\$58,778	2	\$58,778
		Total:	34	\$1,319,654	35	\$1,372,095	35	\$1,389,955	35	\$1,389,955	35	\$1,389,955	35	\$1,389,955
Part-time Positions														
1	CLERK-TYPIST (P.T.)	01	1	\$13,624	1	\$13,896	1	\$14,173	1	\$14,173	1	\$14,173	1	\$14,173
		Total:	1	\$13,624	1	\$13,896	1	\$14,173	1	\$14,173	1	\$14,173	1	\$14,173
Regular Part-time Positions														
1	JUNIOR ADMINISTRATIVE ASSISTANT-E&P RPT	08	1	\$22,525	0	\$0	0	\$0	0	\$0	0	\$0	0	\$0
2	LABORATORY TECHNICIAN (RPT)	07	1	\$14,699	1	\$15,949	1	\$16,074	1	\$16,074	1	\$16,074	1	\$16,074
		Total:	2	\$37,224	1	\$15,949	1	\$16,074	1	\$16,074	1	\$16,074	1	\$16,074
Seasonal Positions														
1	LABORER (SEASONAL)	40	10	\$74,330	8	\$59,464	8	\$59,464	8	\$59,464	8	\$59,464	8	\$59,464
2	CLERK-TYPIST (PT)	01	1	\$7,989	1	\$8,149	1	\$8,311	1	\$8,311	1	\$8,311	1	\$8,311
3	INTERN (SEASONAL)	01	0	\$0	1	\$8,843	1	\$8,843	1	\$8,843	1	\$8,843	1	\$8,843
		Total:	11	\$82,319	10	\$76,456	10	\$76,618	10	\$76,618	10	\$76,618	10	\$76,618

2006 Budget Estimate - Summary of Personal Services

Fund Center: 18210

Sewer District 2

Job	Prior Year 2004		Current Year 2005		----- Ensuing Year 2006 -----				
Group	No:	Salary	No:	Salary	No:	Dept-Req	No:	Exec-Rec	No: Leg-Adopt Remarks

Fund Center Summary Total

Full-time:	34	\$1,319,654	35	\$1,372,095	35	\$1,389,955	35	\$1,389,955	35	\$1,389,955
Part-time:	1	\$13,624	1	\$13,896	1	\$14,173	1	\$14,173	1	\$14,173
Regular Part-time:	2	\$37,224	1	\$15,949	1	\$16,074	1	\$16,074	1	\$16,074
Seasonal:	11	\$82,319	10	\$76,456	10	\$76,618	10	\$76,618	10	\$76,618
Fund Center Totals:	48	\$1,452,821	47	\$1,478,396	47	\$1,496,820	47	\$1,496,820	47	\$1,496,820

**County of Erie
Sewer District Budgets**

Fund: 220
Department: Sewer District 2
Fund Center: 18210

2003 Actuals	Account	Appropriation	2004 Actuals	2005 Adopted CAAB	2005 Adjusted Budget	2006 Department Request	2006 Executive Recommended	2006 Legislative Adopted
1,392,615	500000	PERSONAL SERVICES	1,324,502	1,336,169	1,336,169	1,389,955	1,389,955	1,389,955
-	500010	PART-TIME WAGES	5,214	13,896	13,896	14,173	14,173	14,173
-	500020	REGULAR PART-TIME WAGES	25,358	37,970	37,970	16,074	16,074	16,074
-	500030	SEASONAL EMPLOYEE WAGES	65,402	82,479	82,479	76,618	76,618	76,618
-	500300	SHIFT DIFFERENTIAL	7,941	14,623	14,623	14,627	14,627	14,627
-	500330	HOLIDAY WORKED	12,658	-	-	-	-	-
-	500350	OTHER EMPLOYEE PAYMENTS	4,958	-	-	30,000	30,000	30,000
71,918	501000	OVERTIME	76,786	112,775	112,775	82,775	82,775	82,775
529,514	502000	FRINGE BENEFITS	524,607	630,575	630,575	717,449	717,449	717,449
3,634	505000	OFFICE SUPPLIES	4,561	6,900	6,900	12,400	12,400	12,400
2,809	505200	CLOTHING SUPPLIES	3,096	4,700	4,700	4,700	4,700	4,700
15,021	505600	AUTO SUPPLIES	9,770	23,750	23,750	56,750	56,750	56,750
8,601	505800	MEDICAL SUPPLIES	9,324	11,800	11,800	12,800	12,800	12,800
53,732	506200	REPAIRS & MAINTENANCE	261,292	422,175	422,175	429,175	429,175	429,175
208,143	506209	MAINTENANCE SUPPLIES	-	-	-	-	-	-
8,976	506400	HIGHWAY SUPPLIES	5,218	15,500	15,500	24,500	24,500	24,500
1,770	510000	LOCAL MILEAGE REIMBURSEMENT	478	500	500	500	500	500
648	510100	OUT OF AREA TRAVEL	2,321	4,000	4,000	3,000	3,000	3,000
-	510200	TRAINING & EDUCATION	6,781	15,400	15,400	16,400	16,400	16,400
11,807	515000	UTILITY CHARGES	13,904	15,000	15,000	30,000	30,000	30,000
-	516020	PROFESSIONAL SRV CONTRACTS & FEES	-	-	-	353,458	353,458	353,458
132,716	516020	CONTRACTUAL EXPENSE	224,243	325,970	325,970	-	-	-
44,952	516029	DUES & FEES	-	-	-	-	-	-
-	516030	MAINTENANCE CONTRACTS	19,757	69,500	69,500	46,650	46,650	46,650
17,643	530000	OTHER EXPENSES	4,277	600	600	600	600	600
3,613	545000	RENTAL CHARGES	1,746	6,050	6,050	6,050	6,050	6,050
-	550500	NYSEFC BND ADM FEE	12,728	21,273	21,273	20,237	20,237	20,237
23,356	555000	GENERAL LIABILITY	-	43,440	43,440	-	-	-
-	555050	INSURANCE PREMIUMS	22,677	-	-	27,302	27,302	27,302
31,950	561410	LAB & TECH EQUIP	73,202	421,110	421,110	505,500	505,500	505,500
959	561420	OFFICE EQUIPMENT	2,220	11,000	11,000	27,500	27,500	27,500
52,717	561430	BUILDINGS & GROUNDS EQUIPMENT	48,010	104,000	104,000	2,000	2,000	2,000
27,668	561430	UTILITY EQUIPMENT(UNANTIC REPLACE)	-	-	-	-	-	-

**County of Erie
Sewer District Budgets**

Department: Sewer District 2

2003 Actuals	Account	Appropriation	2004 Actuals	2005 Adopted CAAB	2005 Adjusted Budget	2006 Department Request	2006 Executive Recommended	2006 Legislative Adopted
273,246	561440	MOTOR VEHICLE EQUIPMENT	273,496	28,000	28,000	30,000	30,000	30,000
818,412	570040	INTERFUND-DEBT SERVICE	908,616	1,286,244	1,286,244	1,253,958	1,253,958	1,253,958
553,634	575000	INTERFUND-UTILITIES ENTERPRISE FUND	679,712	650,350	650,350	746,227	746,227	746,227
-	912300	INTERFUND-ROAD	115	14,000	14,000	200	200	200
(635)	914000	INTERFUND-UNDIST CTYWIDE EXPENSE	(1,811)	2,320	2,320	3,513	3,513	3,513
4,758	916000	INTERFUND-LAW	4,877	4,877	4,877	4,877	4,877	4,877
253,388	918000	INTERDEPT-SEWERAGE MANAGEMENT	288,825	345,791	345,791	371,947	371,947	371,947
44,000	970000	INTERFUND-CAPITAL	-	-	-	-	-	-
45,747	980000	INTERFUND-DISS	45,627	78,435	78,435	56,369	56,369	56,369
4,637,312		Total Appropriation	4,972,488	6,161,172	6,161,172	6,388,284	6,388,284	6,388,284

**2006 BUDGET
ERIE COUNTY SEWER DISTRICT NO. 2**

APPROPRIATIONS	Total Original and Expansion
Operation & Maintenance	\$5,134,326
Net Transfer - Debt Service Fund*	1,053,958
Ban Prin. & Int.	<u>200,000</u>
Total Appropriations	\$6,388,284
 REVENUE	
User Charge	\$150,776
Connection Fees	48,360
Interest Earned (Operations)	49,785
N.Y.S.T.A.	54,644
Sewer Rents & State Park	24,982
Fund Balance	1,074,000
Capital Reserve Account	<u>100,000</u>
Total Revenue	\$1,502,547
Total Tax Levy	\$4,885,737
Total Resources	\$6,388,284
*Bond P + I	\$1,376,161
From Debt Serv Fund & EFC Subsidy	<u>(322,203)</u>
Net Transfer	\$1,053,958

**County of Erie
Sewer District Budgets**

Fund: 220
Department: Sewer District 2
Fund Center: 18210

2003 Actuals	Account	Revenue	2004 Actuals	2005 Adopted CAAB	2005 Adjusted Budget	2006 Department Request	2006 Executive Recommended	2006 Legislative Adopted
4,421,320	400000	REVENUE FROM REAL PROPERTY TAX	4,737,270	4,839,896	4,839,896	4,885,737	4,885,737	4,885,737
-	402190	USE OF FUND BALANCE	-	948,404	948,404	1,074,000	1,074,000	1,074,000
-	405060	STATE AID - NYSERDA	14,500	-	-	-	-	-
2,619	419550	SEWER RENTS	1,089	4,360	4,360	24,982	24,982	24,982
58,032	419570	SEWER RENTS-NYS	52,838	48,478	48,478	54,644	54,644	54,644
106,770	419600	USER CHARGES	136,872	136,872	136,872	150,776	150,776	150,776
49,760	419610	CONNECTION FEES	48,360	39,808	39,808	48,360	48,360	48,360
60	419620	SLUDGE HAULER	-	-	-	-	-	-
48,087	420110	LOTUS BAY SEWER DISTRICT	-	-	-	-	-	-
86,923	420140	BRANT FARNHAM SEWER DISTRICT	-	-	-	-	-	-
6,307	422020	INSURANCE RECOVERY	-	-	-	-	-	-
62,866	423000	REFUND ON PR/YEARS EXPENSES	-	-	-	-	-	-
54,193	445032	INTEREST & EARN-SEWER INV	49,785	43,354	43,354	49,785	49,785	49,785
441	445070	PREMIUM ON OBLIGATIONS	-	-	-	-	-	-
-	466000	MISCELLANEOUS RECEIPTS	5,106	100,000	100,000	-	-	-
-	486010	RESIDUAL EQUITY TRANSFERS IN	-	-	-	100,000	100,000	100,000
51,970	475000	GENERAL OBLIGATION BOND PROCEEDS	-	-	-	-	-	-
4,949,348		Total Revenue	5,045,820	6,161,172	6,161,172	6,388,284	6,388,284	6,388,284

2006 Budget Estimate - Summary of Personal Services

Fund Center: 18310

Sewer District 3/Southtowns

Fund Center: 18310			Job	Prior Year 2004	Current Year 2005	----- Ensuing Year 2006 -----								
Sewer District 3/Southtowns			Group	No:	Salary	No:	Salary	No:	Dept-Req	No:	Exec-Rec	No:	Leg-Adopt	Remarks
Cost Center	1831010	Sewer District Southtowns												
Full-time Positions														
1	WASTEWATER TREATMENT PLANT OPERATOR	52	1	\$42,786	1	\$42,786	1	\$42,786	1	\$42,786	1	\$42,786	1	\$42,786
2	LABORER (RED CIRCLED)	50	2	\$78,998	2	\$78,998	2	\$78,998	2	\$78,998	2	\$78,998	2	\$78,998
3	ASSISTANT CHIEF TREATMENT PLANT SUPV	15	1	\$75,306	1	\$60,511	1	\$64,210	1	\$64,210	1	\$64,210	1	\$64,210
4	CHIEF OF MAINTENANCE-WASTEWATER TR PL	13	1	\$45,831	1	\$45,831	1	\$48,755	1	\$48,755	1	\$48,755	1	\$48,755
5	CHIEF WASTEWATER TREATMENT PLANT OPE	12	2	\$122,245	2	\$126,110	2	\$128,633	2	\$128,633	2	\$128,633	2	\$128,633
6	PROCESS CONTROL OPERATOR	11	1	\$59,066	1	\$43,668	1	\$44,541	1	\$44,541	1	\$44,541	1	\$44,541
7	SANITARY CHEMIST	10	1	\$51,463	1	\$53,674	1	\$54,748	1	\$54,748	1	\$54,748	1	\$54,748
8	SEWER REPAIR SUPERVISOR	10	1	\$53,780	1	\$37,143	1	\$42,713	1	\$42,713	1	\$42,713	1	\$42,713
9	ELECTRONICS TECHNICIAN-WASTEWATER FA	09	2	\$95,510	3	\$137,477	3	\$142,430	3	\$142,430	3	\$142,430	3	\$142,430
10	SENIOR SEWERAGE FACILITIES MECHANIC	09	2	\$95,514	2	\$95,514	2	\$97,640	2	\$97,640	2	\$97,640	2	\$97,640
11	SENIOR WASTEWATER TREATMENT PLANT OP	09	8	\$378,903	8	\$382,068	8	\$385,245	8	\$385,245	8	\$385,245	8	\$385,245
12	SEWER INSPECTOR	09	1	\$49,880	1	\$49,880	1	\$49,880	1	\$49,880	1	\$49,880	1	\$49,880
13	SUPERVISING MAINTENANCE MECHANIC	09	1	\$33,916	1	\$50,871	1	\$51,888	1	\$51,888	1	\$51,888	1	\$51,888
14	ELECTRONIC INSTRUMENTATION MECHANIC	07	1	\$38,648	1	\$31,899	1	\$34,228	1	\$34,228	1	\$34,228	1	\$34,228
15	LABORATORY TECHNICIAN ENVIRONMENTAL C	07	4	\$144,716	4	\$151,822	4	\$156,549	4	\$156,549	4	\$156,549	4	\$156,549
16	SEWER MAINTENANCE WORKER	07	3	\$121,248	5	\$183,802	5	\$184,684	5	\$184,684	5	\$184,684	5	\$184,684
17	SEWERAGE FACILITIES MECHANIC	07	4	\$164,317	5	\$195,594	5	\$197,227	5	\$197,227	5	\$197,227	5	\$197,227
18	WASTEWATER TREATMENT PLANT OPERATOR	07	5	\$186,656	6	\$221,309	6	\$224,639	6	\$224,639	6	\$224,639	6	\$224,639
19	SENIOR ACCOUNT CLERK	06	2	\$69,329	2	\$75,783	2	\$78,104	2	\$78,104	2	\$78,104	2	\$78,104
20	WASTEWATER TREATMENT PLANT OPERATOR	06	5	\$143,866	6	\$188,798	6	\$192,772	6	\$192,772	6	\$192,772	6	\$192,772
21	MAINTENANCE WORKER-SEWERAGE	05	5	\$165,376	5	\$165,984	5	\$160,801	5	\$160,801	5	\$160,801	5	\$160,801
22	WASTEWATER TREATMENT PLANT OPERATOR	05	1	\$28,259	1	\$28,259	1	\$33,116	1	\$33,116	1	\$33,116	1	\$33,116
23	ENGINEER ASSISTANT (ENV & PLANNING)55A	04	1	\$30,239	1	\$30,844	1	\$31,978	1	\$31,978	1	\$31,978	1	\$31,978
24	JUNIOR MAINTENANCE WORKER-SEWERAGE	04	4	\$115,838	5	\$143,516	5	\$145,811	5	\$145,811	5	\$145,811	5	\$145,811
25	SENIOR CLERK-TYPIST	04	1	\$25,648	1	\$27,194	1	\$28,793	1	\$28,793	1	\$28,793	1	\$28,793
26	LABORER	03	1	\$23,119	1	\$30,351	1	\$30,351	1	\$30,351	1	\$30,351	1	\$30,351
27	CLERK TYPIST	01	1	\$24,128	1	\$25,513	1	\$26,478	1	\$26,478	1	\$26,478	1	\$26,478
		Total:	62	\$2,464,585	69	\$2,705,199	69	\$2,757,998	69	\$2,757,998	69	\$2,757,998	69	\$2,757,998
Part-time Positions														
1	WASTEWATER TREATMENT PLANT OPER II PT	07	0	\$0	2	\$29,714	2	\$31,264	2	\$31,264	2	\$31,264	2	\$31,264
		Total:	0	\$0	2	\$29,714	2	\$31,264	2	\$31,264	2	\$31,264	2	\$31,264

2006 Budget Estimate - Summary of Personal Services

Fund Center: 18310

Sewer District 3/Southtowns

Fund Center: 18310		Job	Prior Year 2004		Current Year 2005		----- Ensuing Year 2006 -----						
Sewer District 3/Southtowns		Group	No:	Salary	No:	Salary	No:	Dept-Req	No:	Exec-Rec	No:	Leg-Adopt	Remarks
Regular Part-time Positions													
1 SUPERVISING MAINTENANCE MECHANIC (RPT)		09	1	\$22,288	1	\$22,734	1	\$23,189	1	\$23,189	1	\$23,189	
Total:			1	\$22,288	1	\$22,734	1	\$23,189	1	\$23,189	1	\$23,189	
Seasonal Positions													
1 LABORER (SEASONAL)		40	14	\$104,062	19	\$141,227	19	\$141,227	19	\$141,227	19	\$141,227	
2 CLERK-TYPIST (PT)		01	1	\$7,989	1	\$8,149	1	\$8,843	1	\$8,843	1	\$8,843	
3 INTERN (SEASONAL)		01	0	\$0	1	\$8,843	1	\$8,843	1	\$8,843	1	\$8,843	
Total:			15	\$112,051	21	\$158,219	21	\$158,913	21	\$158,913	21	\$158,913	

Fund Center Summary Total

Full-time:	62	\$2,464,585	69	\$2,705,199	69	\$2,757,998	69	\$2,757,998	69	\$2,757,998
Part-time:	0	\$0	2	\$29,714	2	\$31,264	2	\$31,264	2	\$31,264
Regular Part-time:	1	\$22,288	1	\$22,734	1	\$23,189	1	\$23,189	1	\$23,189
Seasonal:	15	\$112,051	21	\$158,219	21	\$158,913	21	\$158,913	21	\$158,913
Fund Center Totals:	78	\$2,598,924	93	\$2,915,866	93	\$2,971,364	93	\$2,971,364	93	\$2,971,364

**County of Erie
Sewer District Budgets**

Fund: 220
Department: Sewer District 3/Southtowns
Fund Center: 18310

2003 Actuals	Account	Appropriation	2004 Actuals	2005 Adopted CAAB	2005 Adjusted Budget	2006 Department Request	2006 Executive Recommended	2006 Legislative Adopted
2,362,745	500000	PERSONAL SERVICES	2,433,520	2,501,437	2,501,437	2,757,998	2,757,998	2,757,998
-	500010	PART TIME	-	-	-	31,264	31,264	31,264
-	500020	REGULAR PART-TIME	15,758	22,734	22,734	23,189	23,189	23,189
-	500030	SEASONAL	67,508	112,211	112,211	158,913	158,913	158,913
-	500300	SHIFT DIFFERENTIAL	12,129	19,489	19,489	20,500	20,500	20,500
-	500330	HOLIDAY WORKED	20,380	-	-	-	-	-
-	500350	OTHER EMPLOYEE PAYMENTS	6,744	-	-	31,000	31,000	31,000
139,312	501000	OVERTIME	141,103	193,300	193,300	187,000	187,000	187,000
887,590	502000	FRINGE BENEFITS	961,315	1,140,812	1,140,812	1,350,776	1,350,776	1,350,776
10,252	505000	OFFICE SUPPLIES	8,403	12,200	12,200	12,450	12,450	12,450
6,088	505200	CLOTHING SUPPLIES	4,992	8,525	8,525	12,100	12,100	12,100
20,712	505600	AUTO SUPPLIES	16,816	22,000	22,000	56,000	56,000	56,000
18,797	505800	MEDICAL SUPPLIES	20,848	29,900	29,900	33,100	33,100	33,100
515,573	506200	MAINTENANCE SUPPLIES	-	-	-	1,079,500	1,079,500	1,079,500
240,267	506200	REPAIRS & MAINTENANCE	896,893	826,383	826,383	-	-	-
8,333	506400	HIGHWAY SUPPLIES	5,392	8,350	8,350	14,450	14,450	14,450
6,580	510000	LOCAL MILEAGE REIMBURSEMENT	1,867	1,000	1,000	1,000	1,000	1,000
5,658	510100	OUT OF AREA TRAVEL	6,289	7,700	7,700	5,500	5,500	5,500
-	510200	TRAINING & EDUCATION	6,010	10,600	10,600	25,200	25,200	25,200
23,983	515000	UTILITY CHARGES	28,261	35,000	35,000	64,900	64,900	64,900
-	516020	PROFESSIONAL SRV CONTRACTS & FEES	411,175	445,433	445,433	703,502	703,502	703,502
372,382	516020	CONTRACTUAL EXPENSE	69,958	-	-	-	-	-
40,694	516029	DUES & FEES	-	-	-	-	-	-
-	516030	MAINTENANCE CONTRACTS	-	301,850	301,850	287,750	287,750	287,750
50,917	530000	OTHER EXPENSES	2,677	2,100	2,100	4,700	4,700	4,700
3,818	545000	RENTAL CHARGES	825	8,000	8,000	15,000	15,000	15,000
-	550500	NYSEFC BND ADM FEE	6,325	8,537	8,537	16,826	16,826	16,826
54,765	555000	GENERAL LIABILITY	-	104,187	104,187	-	-	-
-	555050	INSURANCE PREMIUMS	53,235	-	-	103,085	103,085	103,085
147,563	561410	LAB & TECH EQUIP	159,587	120,300	120,300	160,900	160,900	160,900
9,136	561420	OFFICE EQUIPMENT	564	1,800	1,800	17,895	17,895	17,895
33,877	561430	BUILDINGS & GROUNDS EQUIPMENT	49,498	158,100	158,100	26,100	26,100	26,100
39,240	561430	UTILITY EQUIPMENT(UNANTIC REPLACE)	-	-	-	-	-	-

**County of Erie
Sewer District Budgets**

Department: Sewer District 3/Southtowns

2003 Actuals	Account	Appropriation	2004 Actuals	2005 Adopted CAAB	2005 Adjusted Budget	2006 Department Request	2006 Executive Recommended	2006 Legislative Adopted
94,266	561440	MOTOR VEHICLE EQUIPMENT	150,500	117,000	117,000	57,000	57,000	57,000
400,000	570000	INTERFUND-CAPITAL	400,000	450,000	450,000	500,000	500,000	500,000
623,874	570040	INTERFUND-DEBT SERVICE	349,408	1,076,896	1,076,896	1,393,020	1,393,020	1,393,020
1,411,896	575000	INTERFUND-UTILITIES ENTERPRISE FUND	1,504,903	1,780,700	1,780,700	1,930,500	1,930,500	1,930,500
-	912300	INTERFUND-ROAD	-	10,200	10,200	200	200	200
(3,104)	914000	INTERFUND-UNDIST CTYWIDE EXPENSE	(8,854)	11,343	11,343	17,955	17,955	17,955
23,964	916000	INTERFUND-LAW	24,563	24,563	24,563	24,563	24,563	24,563
1,356,073	918000	INTERDEPT-SEWERAGE MANAGEMENT	1,533,630	1,802,918	1,802,918	1,948,702	1,948,702	1,948,702
63,793	980000	INTERFUND-DISS	47,146	105,002	105,002	81,750	81,750	81,750
8,969,044		Total Appropriation	9,409,368	11,480,570	11,480,570	13,154,288	13,154,288	13,154,288

2006 BUDGET
ERIE COUNTY SEWER DISTRICT SOUTHTOWNS/SD NO. 3

APPROPRIATIONS	SOUTHTOWNS	SEWER DISTRICT #3	TOTAL
O & M Costs	\$8,027,999	\$3,733,269	\$11,761,268
Intradistrict Adjustment	(5,580,120)	5,580,120	0
Net Trans.-Debt Serv.Fd.	916,581	176,439	1,093,020
BANS	<u>250,000</u>	<u>50,000</u>	<u>300,000</u>
Total Appropriations	\$3,614,461	\$9,539,827	\$13,154,288
REVENUES			
User Charges	\$0	\$637,573	\$637,573
Buffalo Bills	0	160,065	160,065
Sewer Rents T.D.	0	648,817	648,817
Village of East Aurora	0	727,057	727,057
Town of Aurora	0	10,400	10,400
Interest Earned	54,480	18,933	73,414
Connect/Inspection Fees	0	76,673	76,673
Contractual	2,170,740	0	2,170,740
Fund Balance*	1,284,422	348,200	1,632,622
Capital Reserve Account	70,000	0	70,000
Garage Debt Adjustment	34,819	(34,819)	0
Steuben Foods	<u>0</u>	<u>282,228</u>	<u>282,228</u>
Total Revenue	\$3,614,461	\$2,875,127	\$6,489,588
Total Tax Levy	\$0	\$6,664,701	\$6,664,700
Total Resources	\$3,614,461	\$9,539,827	\$13,154,288
*Bonds P & I	\$1,230,581	\$249,975	\$1,480,557
Less Capital Interest	(150,000)	(73,537)	(223,537)
Less EFC Subsidy	<u>(164,000)</u>	<u>0</u>	<u>(164,000)</u>
Net Transfer	\$916,581	\$176,439	\$1,093,020

**County of Erie
Sewer District Budgets**

Fund: 220
Department: Sewer District - Southtowns
Fund Center: 1831010

2003 Actuals	Account	Revenue	2004 Actuals	2005 Adopted CAAB	2005 Adjusted Budget	2006 Department Request	2006 Executive Recommended	2006 Legislative Adopted
-	402190	USE OF FUND BALANCE	-	1,221,743	1,221,743	1,284,422	1,284,422	1,284,422
283,072	419540	MISC DEPARTMENT INCOME-BLASDELL	-	-	-	-	-	-
-	419610	CONNECTION FEES	(150)	-	-	-	-	-
40,451	420120	INTRADISTRICT ADJUSTMENT	38,325	36,706	36,706	34,819	34,819	34,819
2,726,396	420130	CONTRACTING COMMUNITIES	2,792,400	2,930,988	2,930,988	2,170,740	2,170,740	2,170,740
65,542	445032	INTEREST & EARN-SEWER INV	68,100	52,434	52,434	54,480	54,480	54,480
598	445070	PREMIUM ON OBLIGATIONS	-	-	-	-	-	-
2,495	466000	MISCELLANEOUS RECEIPTS	9,989	-	-	-	-	-
-	466070	REFUND ON PR/YEARS EXPENSES	202	-	-	-	-	-
70,374	475000	GENERAL OBLIGATION BOND PROCEEDS	-	-	-	-	-	-
-	486010	RESIDUAL EQUITY TRANSFERS IN	-	-	-	70,000	70,000	70,000
3,188,928		Total Revenue	2,908,866	4,241,871	4,241,871	3,614,461	3,614,461	3,614,461

**County of Erie
Sewer District Budgets**

Fund: 220
Department: Sewer District 3
Fund Center: 1831030

2003 Actuals	Account	Revenue	2004 Actuals	2005 Adopted CAAB	2005 Adjusted Budget	2006 Department Request	2006 Executive Recommended	2006 Legislative Adopted
2,986,679	400000	REVENUE FROM REAL PROPERTY TAX	5,010,475	5,131,629	5,131,629	6,664,700	6,664,700	6,664,700
-	402190	USE OF FUND BALANCE	-	288,585	288,585	348,200	348,200	348,200
8,252	415340	DELINQUENT BILL CHARGE	-	-	-	-	-	-
-	419520	HAMBURG TOWN DISTRICTS	344,737	-	-	-	-	-
-	419530	ORCHARD PARK DISTRICTS	221,502	-	-	-	-	-
302	419550	SEWER RENTS	3,568	-	-	-	-	-
389,170	419550	SEWER RENTS-TOWN DISTRICTS	-	622,990	622,990	648,817	648,817	648,817
149,174	419560	BUFFALO BILLS-RICH STADIUM	167,360	167,360	167,360	160,065	160,065	160,065
309,672	419580	SEWER RENTS-STEUBEN	282,228	282,228	282,228	282,228	282,228	282,228
345,688	419600	USER CHARGES	690,890	690,890	690,890	637,573	637,573	637,573
86,017	419610	CONNECTION FEES	95,841	75,436	75,436	76,673	76,673	76,673
20	419620	SLUDGE HAULER	-	-	-	-	-	-
70,456	420090	CONTRACT WITH WEST SENECA	56,753	-	-	-	-	-
(30,338)	420120	INTRADISTRICT ADJUSTMENT	(38,325)	(36,706)	(36,706)	(34,819)	(34,819)	(34,819)
-	420240	SEWER RENTS E.AURORA/AURORA	-	-	-	737,457	737,457	737,457
-	421510	FINES AND PENALTIES	941	-	-	-	-	-
10,055	445032	INTEREST & EARN-SEWER INV	23,667	16,287	16,287	18,933	18,933	18,933
644	466000	MISCELLANEOUS RECEIPTS	20,441	-	-	-	-	-
4,325,791		Total Revenue	6,880,078	7,238,699	7,238,699	9,539,827	9,539,827	9,539,827

**County of Erie
Sewer District Budgets**

Fund: 220
Department: SD Armor-McKinley
Fund Center: 1831031

2003 Actuals	Account	Revenue	2004 Actuals	2005 Adopted CAAB	2005 Adjusted Budget	2006 Department Request	2006 Executive Recommended	2006 Legislative Adopted
442,951	400000	REVENUE FROM REAL PROPERTY TAX	-	-	-	-	-	-
98,111	419600	USER CHARGES	-	-	-	-	-	-
3,226	419610	CONNECTION FEES	-	-	-	-	-	-
(3,924)	420120	INTRADISTRICT ADJUSTMENT	-	-	-	-	-	-
1,276	445030	INTEREST & EARNINGS-REGULAR	-	-	-	-	-	-
541,640		Total Revenue	-	-	-	-	-	-

Department: SD Boston Valley
Fund Center: 1831032

2003 Actuals	Account	Revenue	2004 Actuals	2005 Adopted CAAB	2005 Adjusted Budget	2006 Department Request	2006 Executive Recommended	2006 Legislative Adopted
899,061	400000	REVENUE FROM REAL PROPERTY TAX	-	-	-	-	-	-
18,907	419600	USER CHARGES	-	-	-	-	-	-
5,050	419610	CONNECTION FEES	-	-	-	-	-	-
(6,189)	420120	INTRADISTRICT ADJUSTMENT	-	-	-	-	-	-
4,562	445030	INTEREST & EARNINGS-REGULAR	-	-	-	-	-	-
921,391		Total Revenue	-	-	-	-	-	-

**County of Erie
Sewer District Budgets**

Department: SD Holland
Fund Center: 1831033

2003 Actuals	Account	Revenue	2004 Actuals	2005 Adopted CAAB	2005 Adjusted Budget	2006 Department Request	2006 Executive Recommended	2006 Legislative Adopted
163,529	400000	REVENUE FROM REAL PROPERTY TAX	-	-	-	-	-	-
17,745	419600	USER CHARGES	-	-	-	-	-	-
2	419610	CONNECTION FEES	-	-	-	-	-	-
4,466	445030	INTEREST & EARNINGS-REGULAR	-	-	-	-	-	-
185,742		Total Revenue	-	-	-	-	-	-

Department: SD Mt Meadows
Fund Center: 1831034

2003 Actuals	Account	Revenue	2004 Actuals	2005 Adopted CAAB	2005 Adjusted Budget	2006 Department Request	2006 Executive Recommended	2006 Legislative Adopted
1,000	400000	REVENUE FROM REAL PROPERTY TAX	-	-	-	-	-	-
1,000		Total Revenue	-	-	-	-	-	-

2006 Budget Estimate - Summary of Personal Services

Fund Center: 18610

Sewer District 6

Fund Center: 18610			Job	Prior Year 2004		Current Year 2005		----- Ensuing Year 2006 -----						
Sewer District 6			Group	No:	Salary	No:	Salary	No:	Dept-Req	No:	Exec-Rec	No:	Leg-Adopt	Remarks
Cost Center	1861010	Sewer District 6												
Full-time			Positions											
1	SEWER DISTRICT MANAGER		13	1	\$64,985	1	\$66,471	1	\$66,471	1	\$66,471	1	\$66,471	
2	CHIEF WASTEWATER TREATMENT PLANT OPE		12	1	\$62,512	1	\$63,762	1	\$65,037	1	\$65,037	1	\$65,037	
3	SENIOR ELECTRONICS TECHNICIAN WASTEW		10	1	\$47,990	1	\$50,134	1	\$51,137	1	\$51,137	1	\$51,137	
4	SEWER REPAIR SUPERVISOR		10	1	\$47,990	1	\$39,510	1	\$40,300	1	\$40,300	1	\$40,300	
5	ELECTRONICS TECHNICIAN-WASTEWATER FA		09	1	\$33,916	1	\$48,709	1	\$49,683	1	\$49,683	1	\$49,683	
6	SENIOR SEWERAGE FACILITIES MECHANIC		09	1	\$47,757	1	\$47,757	1	\$48,287	1	\$48,287	1	\$48,287	
7	SENIOR WASTEWATER TREATMENT PLANT OP		09	0	\$0	0	\$0	2	\$72,180	2	\$72,180	2	\$72,180	New
8	SENIOR WASTEWATER TREATMENT PLANT OP		09	1	\$47,757	1	\$47,757	1	\$47,757	1	\$47,757	1	\$47,757	
9	ASSISTANT SUPERVISING MAINTENANCE MEC		08	1	\$46,037	1	\$46,037	1	\$46,037	1	\$46,037	1	\$46,037	
10	LABORATORY TECHNICIAN ENVIRONMENTAL C		07	1	\$42,174	1	\$43,019	1	\$43,880	1	\$43,880	1	\$43,880	
11	SEWER MAINTENANCE WORKER		07	4	\$166,970	4	\$167,859	4	\$167,859	4	\$167,859	4	\$167,859	
12	WASTEWATER TREATMENT PLANT OPERATOR		07	2	\$79,073	2	\$79,073	0	\$0	0	\$0	0	\$0	Delete
13	WASTEWATER TREATMENT PLANT OPERATOR		07	4	\$149,750	4	\$152,190	4	\$153,815	4	\$153,815	4	\$153,815	
14	SENIOR ACCOUNT CLERK		06	1	\$34,449	1	\$35,934	1	\$36,654	1	\$36,654	1	\$36,654	
15	WASTEWATER TREATMENT PLANT OPERATOR		06	2	\$51,006	2	\$56,518	2	\$62,272	2	\$62,272	2	\$62,272	
16	MAINTENANCE WORKER-SEWERAGE		05	2	\$66,273	2	\$66,273	2	\$67,492	2	\$67,492	2	\$67,492	
17	ACCOUNT CLERK-TYPIST		04	1	\$27,676	1	\$29,276	1	\$30,930	1	\$30,930	1	\$30,930	
18	JUNIOR MAINTENANCE WORKER-SEWERAGE		04	4	\$117,372	4	\$113,291	4	\$115,321	4	\$115,321	4	\$115,321	
19	LABORER		03	2	\$49,627	2	\$50,585	2	\$52,056	2	\$52,056	2	\$52,056	
Total:			31		\$1,183,314	31	\$1,204,155	31	\$1,217,168	31	\$1,217,168	31	\$1,217,168	
Seasonal			Positions											
1	LABORER (SEASONAL)		40	8	\$59,464	6	\$44,598	6	\$44,598	6	\$44,598	6	\$44,598	
2	CLERK-TYPIST (PT)		01	1	\$7,989	2	\$19,419	2	\$20,235	2	\$20,235	2	\$20,235	
3	INTERN (SEASONAL)		01	0	\$0	1	\$8,843	1	\$8,843	1	\$8,843	1	\$8,843	
Total:			9		\$67,453	9	\$72,860	9	\$73,676	9	\$73,676	9	\$73,676	

Fund Center Summary Total

Full-time:	31	\$1,183,314	31	\$1,204,155	31	\$1,217,168	31	\$1,217,168	31	\$1,217,168
Seasonal:	9	\$67,453	9	\$72,860	9	\$73,676	9	\$73,676	9	\$73,676
Fund Center Totals:	40	\$1,250,767	40	\$1,277,015	40	\$1,290,844	40	\$1,290,844	40	\$1,290,844

**County of Erie
Sewer District Budgets**

Fund: 220
Department: Sewer District 6
Fund Center: 18610

2003 Actuals	Account	Appropriation	2004 Actuals	2005 Adopted CAAB	2005 Adjusted Budget	2006 Department Request	2006 Executive Recommended	2006 Legislative Adopted
1,170,881	500000	PERSONAL SERVICES	1,120,084	1,214,816	1,214,816	1,217,168	1,217,168	1,217,168
-	500030	SEASONAL	54,484	67,613	67,613	73,676	73,676	73,676
-	500300	SHIFT DIFFERENTIAL	5,019	10,996	10,996	11,000	11,000	11,000
-	500330	HOLIDAY WORKED	6,321	-	-	14,000	14,000	14,000
-	500350	OTHER EMPLOYEE PAYMENTS	3,918	-	-	-	-	-
67,728	501000	OVERTIME	49,455	97,185	97,185	83,933	83,933	83,933
513,806	502000	FRINGE BENEFITS	447,398	543,948	543,948	599,043	599,043	599,043
2,331	505000	OFFICE SUPPLIES	2,535	3,850	3,850	4,400	4,400	4,400
2,561	505200	CLOTHING SUPPLIES	1,198	4,550	4,550	5,000	5,000	5,000
8,156	505600	AUTO SUPPLIES	10,572	13,950	13,950	35,845	35,845	35,845
6,838	505800	MEDICAL SUPPLIES	9,637	13,750	13,750	13,850	13,850	13,850
19,678	506200	REPAIRS & MAINTENANCE	154,927	222,625	222,625	268,600	268,600	268,600
106,557	506209	MAINTENANCE SUPPLIES	-	-	-	-	-	-
23,871	506400	HIGHWAY SUPPLIES	15,821	40,940	40,940	44,750	44,750	44,750
1,358	510000	LOCAL MILEAGE REIMBURSEMENT	415	500	500	500	500	500
801	510100	OUT OF AREA TRAVEL	1,065	3,100	3,100	2,500	2,500	2,500
-	510200	TRAINING & EDUCATION	4,036	7,000	7,000	12,500	12,500	12,500
14,999	515000	UTILITY CHARGES	13,755	15,000	15,000	17,400	17,400	17,400
-	516020	PROFESSIONAL SRV CONTRACTS & FEES	125,282	-	-	204,718	204,718	204,718
78,199	516020	CONTRACTUAL EXPENSE	-	234,000	234,000	-	-	-
22,965	516029	DUES & FEES	-	-	-	-	-	-
-	516030	MAINTENANCE CONTRACTS	8,028	36,350	36,350	29,950	29,950	29,950
6,416	530000	OTHER EXPENSES	2,748	400	400	800	800	800
2,300	545000	RENTAL CHARGES	1,390	7,250	7,250	7,250	7,250	7,250
20,237	555000	GENERAL LIABILITY	-	28,110	28,110	-	-	-
-	555050	INSURANCE PREMIUMS	15,664	-	-	27,302	27,302	27,302
15,602	561410	LAB & TECH EQUIP	21,112	57,550	57,550	72,330	72,330	72,330
-	561420	OFFICE EQUIPMENT	-	-	-	1,750	1,750	1,750
84,023	561430	BUILDINGS & GROUNDS EQUIPMENT	1,701	135,000	135,000	12,500	12,500	12,500
6,541	561430	UTILITY EQUIPMENT(UNANTIC REPLACE)	-	-	-	-	-	-

**County of Erie
Sewer District Budgets**

Department: Sewer District 6

2003 Actuals	Account	Appropriation	2004 Actuals	2005 Adopted CAAB	2005 Adjusted Budget	2006 Department Request	2006 Executive Recommended	2006 Legislative Adopted
34,000	561440	MOTOR VEHICLE EQUIPMENT	59,390	75,000	75,000	203,000	203,000	203,000
666,291	570040	INTERFUND-DEBT SERVICE	621,310	762,694	762,694	769,064	769,064	769,064
292,534	575000	INTERFUND-UTILITIES ENTERPRISE FUND	300,449	345,000	345,000	385,000	385,000	385,000
-	912300	INTERFUND-ROAD	29	5,000	5,000	200	200	200
(423)	914000	INTERFUND-UNDIST CTYWIDE EXPENSE	(1,208)	1,547	1,547	1,952	1,952	1,952
3,870	916000	INTERFUND-LAW	3,967	3,967	3,967	3,967	3,967	3,967
169,228	918000	INTERDEPT-SEWERAGE MANAGEMENT	178,882	193,225	193,225	194,698	194,698	194,698
42,217	980000	INTERFUND-DISS	36,759	61,569	61,569	41,547	41,547	41,547
3,383,565		Total Appropriation	3,276,143	4,206,485	4,206,485	4,360,193	4,360,193	4,360,193

**2006 BUDGET
ERIE COUNTY SEWER DISTRICT NO. 6**

APPROPRIATIONS	SANITARY	STORM	OTHER	TOTAL
STP O & M	\$1,976,686	\$0		\$1,976,686
O & M	1,115,479	498,964		1,614,443
Net Transfer - Debt Service Fund*	290,428	386,137	0	676,564
BAN Principal & Interest	<u>37,000</u>	<u>55,500</u>	<u>0</u>	<u>92,500</u>
Total Appropriations	\$3,419,593	\$940,601	\$0	\$4,360,193
REVENUES				
Interest Earned	\$32,287			\$32,287
Connection Fees	2,101			2,101
User Charge	1,083,249			1,083,249
Contractual	39,278			39,278
Fund Balance	<u>826,507</u>			<u>826,507</u>
Total Revenue	\$1,983,422	\$0	\$0	\$1,983,422
Total Tax Levy	\$1,436,171	\$940,601	\$0	\$2,376,771
Total Resources	\$3,419,593	\$940,601	\$0	\$4,360,193
*Debt Service (Bonds P+I)		\$435,642		
Less Appropriated Capital Interest		<u>(49,505)</u>		
Net Transfer		\$386,137		

**County of Erie
Sewer District Budgets**

Fund: 220
Department: Sewer District 6
Fund Center: 1861010

2003 Actuals	Account	Revenue	2004 Actuals	2005 Adopted CAAB	2005 Adjusted Budget	2006 Department Request	2006 Executive Recommended	2006 Legislative Adopted
2,300,357	400000	REVENUE FROM REAL PROPERTY TAX	2,273,026	2,294,099	2,294,099	2,376,772	2,376,772	2,376,772
-	402190	USE OF FUND BALANCE	-	603,410	603,410	826,507	826,507	826,507
-	405060	STATE AID - NYSERDA	14,500	-	-	-	-	-
8,511	419550	SEWER RENTS	7,746	43,411	43,411	39,277	39,277	39,277
1,076,978	419600	USER CHARGES	1,212,927	1,229,873	1,229,873	1,083,249	1,083,249	1,083,249
3,111	419610	CONNECTION FEES	2,627	2,488	2,488	2,101	2,101	2,101
-	420090	CONTRACT W/WEST SENECA	38,660	-	-	-	-	-
41,506	445032	INTEREST & EARN-SEWER INV	40,359	33,204	33,204	32,287	32,287	32,287
548	445070	PREMIUM ON OBLIGATIONS	-	-	-	-	-	-
36,572	466000	MISCELLANEOUS RECEIPTS	27,727	-	-	-	-	-
64,571	475000	GEN. OBLIGATION BOND PROCEEDS	-	-	-	-	-	-
3,532,154		Total Revenue	3,617,572	4,206,485	4,206,485	4,360,193	4,360,193	4,360,193

2006 Budget Estimate - Summary of Personal Services

Fund Center: 18010

Sewerage Management Division

Fund Center: 18010			Job	Prior Year 2004		Current Year 2005		----- Ensuing Year 2006 -----						
Sewerage Management Division			Group	No:	Salary	No:	Salary	No:	Dept-Req	No:	Exec-Rec	No:	Leg-Adopt	Remarks
Cost Center	1801010	Sewerage Mgt. Sewer Dist.												
Full-time	Positions													
1	DEPUTY COMMISSIONER-SEWERAGE MANAGE	18	1	\$108,426	1	\$108,426	1	\$108,426	1	\$108,426	1	\$108,426	1	\$108,426
2	ASSISTANT DEPUTY COMMISSIONER	16	3	\$252,160	2	\$162,629	2	\$162,629	2	\$162,629	2	\$162,629	2	\$162,629
3	CHIEF TREATMENT PLANT SUPERVISOR	16	1	\$93,627	1	\$93,627	1	\$93,627	1	\$93,627	1	\$93,627	1	\$93,627
4	ASSOCIATE ENGINEER SEWER MGMT.	15	0	\$0	1	\$67,459	1	\$68,808	1	\$68,808	1	\$68,808	1	\$68,808
5	SENIOR SANITARY ENGINEER	15	2	\$168,476	2	\$171,845	2	\$175,284	2	\$175,284	2	\$175,284	2	\$175,284
6	COORDINATOR-SEWER CONSTRUCTION PROJ	14	1	\$71,492	1	\$74,670	1	\$76,163	1	\$76,163	1	\$76,163	1	\$76,163
7	SANITARY ENGINEER	14	2	\$125,932	2	\$135,410	2	\$141,657	2	\$141,657	2	\$141,657	2	\$141,657
8	SENIOR SEWER DISTRICT MANAGER	14	1	\$74,408	1	\$74,408	1	\$74,408	1	\$74,408	1	\$74,408	1	\$74,408
9	SENIOR PROJECT ENGINEER	13	2	\$136,924	2	\$139,664	2	\$142,455	2	\$142,455	2	\$142,455	2	\$142,455
10	SEWER DISTRICT MANAGER	13	0	\$0	1	\$48,755	1	\$51,696	1	\$51,696	1	\$51,696	1	\$51,696
11	ASSISTANT PUBLIC HEALTH ENGINEER	12	1	\$54,196	1	\$58,105	1	\$59,268	1	\$59,268	1	\$59,268	1	\$59,268
12	ASSISTANT SANITARY ENGINEER	12	3	\$181,993	4	\$228,687	4	\$237,074	4	\$237,074	4	\$237,074	4	\$237,074
13	PROGRAMMER ANALYST	12	1	\$54,196	1	\$58,105	1	\$59,268	1	\$59,268	1	\$59,268	1	\$59,268
14	ASSISTANT CIVIL ENGINEER	11	3	\$155,927	3	\$162,901	3	\$168,745	3	\$168,745	3	\$168,745	3	\$168,745
15	INFORMATION TECHNOLOGY ENGINEER	11	1	\$50,309	1	\$53,868	1	\$54,945	1	\$54,945	1	\$54,945	1	\$54,945
16	SUPERVISING ACCOUNTANT	11	1	\$56,564	1	\$58,972	1	\$60,152	1	\$60,152	1	\$60,152	1	\$60,152
17	TRAINING COORDINATOR SEWERAGE MANAGE	11	1	\$56,564	1	\$58,972	1	\$60,152	1	\$60,152	1	\$60,152	1	\$60,152
18	INDUSTRIAL WASTEWATER SPECIALIST	10	1	\$47,990	1	\$48,949	1	\$51,137	1	\$51,137	1	\$51,137	1	\$51,137
19	JUNIOR INFORMATION TECH ENGINEER	10	1	\$41,053	1	\$44,223	1	\$47,511	1	\$47,511	1	\$47,511	1	\$47,511
20	JUNIOR SANITARY ENGINEER	10	1	\$45,666	1	\$48,949	1	\$49,928	1	\$49,928	1	\$49,928	1	\$49,928
21	SENIOR ACCOUNTANT	10	1	\$53,780	1	\$54,856	1	\$55,952	1	\$55,952	1	\$55,952	1	\$55,952
22	SENIOR TAX ACCOUNT CLERK	10	1	\$52,622	1	\$53,674	1	\$54,748	1	\$54,748	1	\$54,748	1	\$54,748
23	SEWER REPAIR SUPERVISOR	10	1	\$53,780	1	\$41,875	1	\$45,107	1	\$45,107	1	\$45,107	1	\$45,107
24	ACCOUNTANT	09	1	\$48,813	1	\$49,789	1	\$50,785	1	\$50,785	1	\$50,785	1	\$50,785
25	ADMINISTRATIVE ASSISTANT	09	1	\$46,702	1	\$48,709	1	\$49,683	1	\$49,683	1	\$49,683	1	\$49,683
26	ASSISTANT PROJECT ENGINEER	09	2	\$82,792	2	\$75,789	2	\$81,723	2	\$81,723	2	\$81,723	2	\$81,723
27	PRINCIPAL ENGINEER ASSISTANT	08	2	\$72,869	2	\$71,958	2	\$78,755	2	\$78,755	2	\$78,755	2	\$78,755
28	CHIEF ACCOUNT CLERK	07	2	\$68,927	1	\$41,221	1	\$42,045	1	\$42,045	1	\$42,045	1	\$42,045
29	SECRETARIAL STENOGRAPHER	07	1	\$40,412	1	\$42,116	1	\$42,958	1	\$42,958	1	\$42,958	1	\$42,958
30	SENIOR DATA PROCESSING CONTROL CLERK	07	2	\$79,940	2	\$82,442	2	\$84,090	2	\$84,090	2	\$84,090	2	\$84,090
31	SENIOR ACCOUNT CLERK	06	0	\$0	1	\$32,429	1	\$35,146	1	\$35,146	1	\$35,146	1	\$35,146
32	SENIOR ENGINEER ASSISTANT - MECHANICAL	06	1	\$30,474	1	\$31,084	1	\$33,765	1	\$33,765	1	\$33,765	1	\$33,765

2006 Budget Estimate - Summary of Personal Services

Fund Center: 18010

Sewerage Management Division

	Job Group	Prior Year 2004		Current Year 2005		----- Ensuing Year 2006 -----						Remarks
		No:	Salary	No:	Salary	No:	Dept-Req	No:	Exec-Rec	No:	Leg-Adopt	
33 ACCOUNT CLERK-TYPIST	04	3	\$82,538	3	\$90,966	3	\$92,790	3	\$92,790	3	\$92,790	
34 ENGINEER ASSISTANT	04	1	\$24,109	1	\$32,396	1	\$27,737	1	\$27,737	1	\$27,737	
35 SENIOR CLERK-TYPIST	04	2	\$53,324	2	\$60,628	2	\$62,906	2	\$62,906	2	\$62,906	
36 CLERK TYPIST	01	1	\$21,865	1	\$24,611	1	\$26,023	1	\$26,023	1	\$26,023	
Total:		49	\$2,588,850	51	\$2,733,167	51	\$2,807,546	51	\$2,807,546	51	\$2,807,546	
Part-time Positions												
1 SEWER INSPECTOR (PT)	09	1	\$17,142	1	\$17,485	1	\$18,886	1	\$18,886	1	\$18,886	
Total:		1	\$17,142	1	\$17,485	1	\$18,886	1	\$18,886	1	\$18,886	
Seasonal Positions												
1 LABORER (SEASONAL)	40	4	\$15,608	0	\$0	0	\$0	0	\$0	0	\$0	
2 INTERN (SEASONAL)	01	0	\$0	4	\$38,872	4	\$39,296	4	\$39,296	4	\$39,296	
Total:		4	\$15,608	4	\$38,872	4	\$39,296	4	\$39,296	4	\$39,296	

Fund Center Summary Total

Full-time:	49	\$2,588,850	51	\$2,733,167	51	\$2,807,546	51	\$2,807,546	51	\$2,807,546
Part-time:	1	\$17,142	1	\$17,485	1	\$18,886	1	\$18,886	1	\$18,886
Seasonal:	4	\$15,608	4	\$38,872	4	\$39,296	4	\$39,296	4	\$39,296
Fund Center Totals:	54	\$2,621,600	56	\$2,789,524	56	\$2,865,728	56	\$2,865,728	56	\$2,865,728

**County of Erie
Sewer District Budgets**

Fund: 220
Department: Sewer Management Division
Fund Center: 18010

2003 Actuals	Account	Appropriation	2004 Actuals	2005 Adopted CAAB	2005 Adjusted Budget	2006 Department Request	2006 Executive Recommended	2006 Legislative Adopted
2,258,939	500000	PERSONAL SERVICES	2,465,952	2,670,068	2,670,068	2,807,546	2,807,546	2,807,546
-	500010	PART-TIME	8,662	23,650	23,650	18,886	18,886	18,886
-	500030	SEASONAL	13,081	29,732	29,732	39,296	39,296	39,296
-	500300	SHIFT DIFFERENTIAL	5	-	-	-	-	-
-	500330	HOLIDAY WORKED	463	-	-	-	-	-
-	500350	OTHER EMPLOYEE PAYMENTS	3,106	-	-	-	-	-
32,118	501000	OVERTIME	40,633	53,546	53,546	56,574	56,574	56,574
707,325	502000	FRINGE BENEFITS	858,100	1,000,852	1,000,852	1,171,788	1,171,788	1,171,788
-	510000	LOCAL MILEAGE REIMBURSEMENT	8,770	17,225	17,225	17,225	17,225	17,225
249	516029	DUES & FEES	-	-	-	-	-	-
-	916200	ID BILLING (E&P SERVICES)	-	23,623	23,623	24,140	24,140	24,140
(1,258,460)	918000	INTERDEPT-SD 1,4 & 5	(3,405,952)	(1,530,312)	(1,530,312)	(1,668,530)	(1,668,530)	(1,668,530)
(253,388)	918000	INTERDEPT-SD #2	-	(345,791)	(345,791)	(371,947)	(371,947)	(371,947)
(1,356,073)	918000	INTERDEPT-SD #3/SOUTHTOWNS	-	(1,802,918)	(1,802,918)	(1,948,702)	(1,948,702)	(1,948,702)
(169,228)	918000	INTERDEPT-SD #6	-	(193,225)	(193,225)	(194,698)	(194,698)	(194,698)
38,518	980000	INTERFUND-DISS	41,234	53,550	53,550	48,422	48,422	48,422
-	Total Appropriation		34,054	-	-	-	-	-


**County of Erie
Sewer District Budgets**

Fund: 220
Department: Sewer Management Division
Fund Center: 18010


2003 Actuals	Account	Revenue	2004 Actuals	2005 Adopted CAAB	2005 Adjusted Budget	2006 Department Request	2006 Executive Recommended	2006 Legislative Adopted
-	421510	FINES AND PENALTIES	200	-	-	-	-	-
-	445032	INTEREST & EARN-SEWER INV	1,073	-	-	-	-	-
-	450000	INTERFUND REVENUE NON SUBSIDY	4,072	-	-	-	-	-
-	466000	MISCELLANEOUS RECEIPTS	33	-	-	-	-	-
-	Total Revenue		5,378	-	-	-	-	-

**County of Erie
Sewer District Budgets**

2003 Actuals	Total All Funds	2004 Actuals	2005 Adopted CAAB	2005 Adjusted Budget	2006 Department Request	2006 Executive Recommended	2006 Legislative Adopted
27,747,528	Total Appropriation	29,039,495	34,228,191	34,228,191	37,405,421	37,405,421	37,405,421
27,970,559	Total Revenue	29,121,272	34,228,191	34,228,191	37,405,421	37,405,421	37,405,421

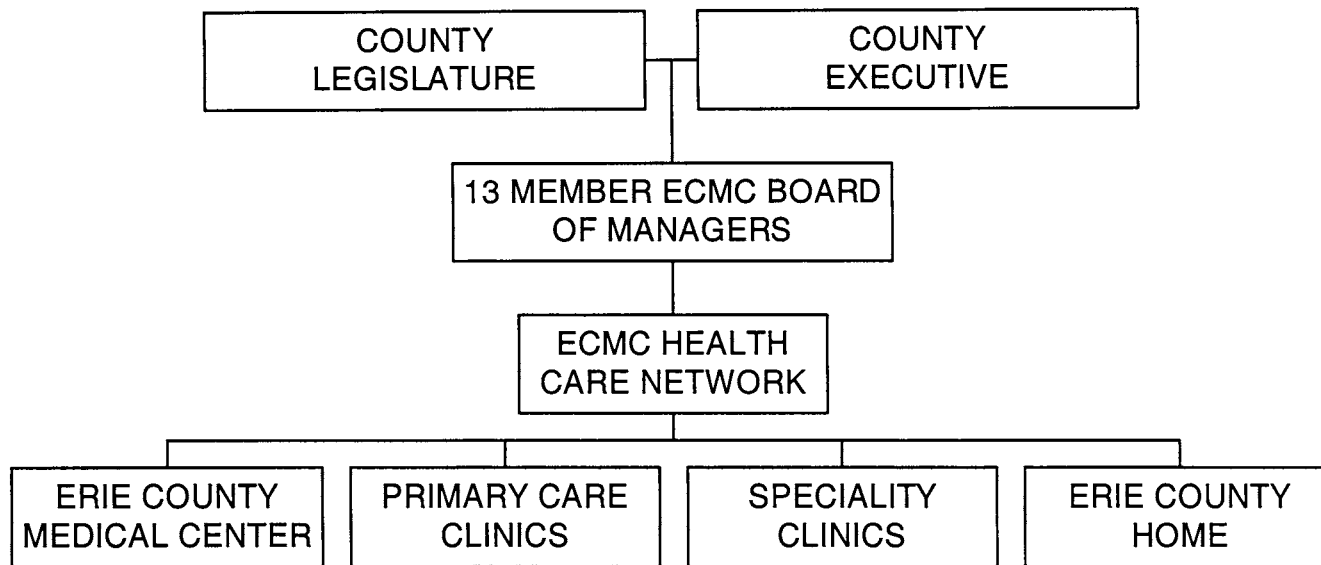


ENTERPRISE FUND APPROPRIATIONS/ REVENUES



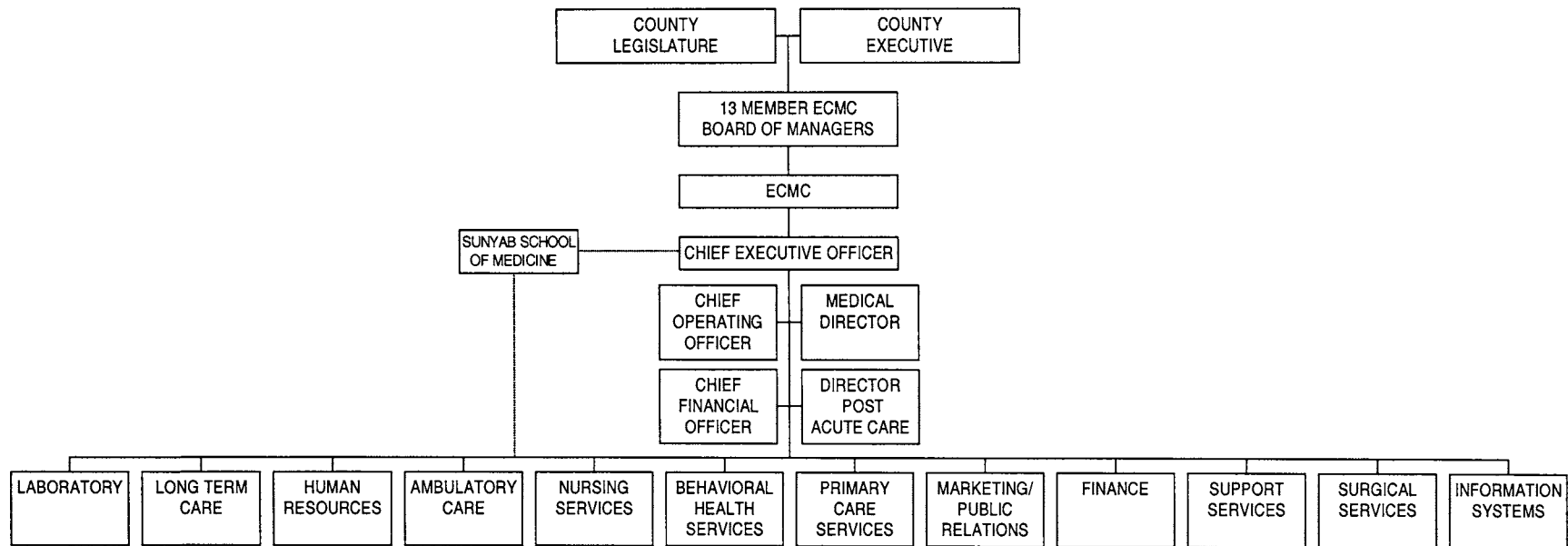
**ERIE COUNTY
MEDICAL CENTER
APPROPRIATIONS/
REVENUES**

ECMC HEALTHCARE NETWORK



HEALTHCARE NETWORK	2003 Actual	2004 Actual	2005 Adopted	2005 Adjusted	2006 Adopted
Personal Services	152,263,703	0	0	0	0
Other	<u>107,879,930</u>	<u>0</u>	<u>0</u>	<u>0</u>	<u>0</u>
Total Appropriation	260,143,633	0	0	0	0
Revenue	232,265,280	<u>0</u>	<u>0</u>	<u>0</u>	<u>0</u>
County Share	20,810,252	0	0	0	0

ECMC HEALTH CARE NETWORK ERIE COUNTY MEDICAL CENTER



ERIE COUNTY MEDICAL CENTER

	2003 Actual	2004 Actual	2005 Adopted	2005 Adjusted	2006 Adopted
Personal Services	122,027,125	0	0	0	0
Other	95,776,514	0	0	0	0
Total Appropriation	217,803,639	0	0	0	0
Revenue	192,185,741	0	0	0	0
County Share	18,802,347	0	0	0	0

COUNTY OF ERIE


Fund: 400
Department: Erie County Medical Center
Fund Center: ecmc

2003 Actual	Account	Appropriations	2004 Actuals	2005 Adopted CAAB	2005 Adjusted Budget	2006 Department Request	2006 Executive Recommended	2006 Legislative Adopted
93,913,075	500000	FULL-TIME SALARIES	-	-	-	-	-	-
28,114,050	502000	FRINGE BENEFITS	-	-	-	-	-	-
35,663,130	505800	MEDICAL SUPPLIES	-	-	-	-	-	-
2,242,779	515000	UTILITY CHARGES	-	-	-	-	-	-
329,115	515000	TELEPHONE	-	-	-	-	-	-
37,094,744	516010	CONTRACTURAL EXPENSE	-	-	-	-	-	-
1,027,976	530000	OTHER EXPENSES	-	-	-	-	-	-
2,035,193	530000	OTHER SUPPLIES	-	-	-	-	-	-
1,112,034	545000	RENTAL CHARGES	-	-	-	-	-	-
1,252,511	550800	INTEREST-BONDS	-	-	-	-	-	-
9,663,379	551001	DEBT SERVICE DEPRECIATION	-	-	-	-	-	-
311,963		INTERFUND-SOCIAL SERVICES GRANTS	-	-	-	-	-	-
3,648,953		INTERFUND-UTILITY ENTERPRISE FUND	-	-	-	-	-	-
12,898		INTERFUND-PUBLIC HEALTH LAB	-	-	-	-	-	-
250,000		INTERFUND-UNDISTRIBUTED CTYWIDE	-	-	-	-	-	-
561,223		INTERFUND-UNDISTRIBUTED CTYWIDE	-	-	-	-	-	-
290,616		INTERFUND-DISS	-	-	-	-	-	-
280,000		INTERFUND-LAW	-	-	-	-	-	-
217,803,639		Total Appropriations	-	-	-	-	-	-

COUNTY OF ERIE

Fund: 400
Department: Erie County Medical Center
Fund Center: ecmc

2003 Actual	Account	Revenues	2004 Actuals	2005 Adopted CAAB	2005 Adjusted Budget	2006 Department Request	2006 Executive Recommended	2006 Legislative Adopted
123,432	485031	ECMC NON OPERATING REVENUE	-	-	-	-	-	-
4,171,029	485031	BAD DEBT & CHARITY POOL	-	-	-	-	-	-
128,998,575	485032	ECMC INPATIENT REVENUE	-	-	-	-	-	-
27,559,878	485032	ECMC OUTPATIENT REVENUE	-	-	-	-	-	-
11,122,311	485032	ECMC SKILLED NURSING FACILITY REVENUE	-	-	-	-	-	-
14,360,939	485032	ECMC OTHER OPERATING REVENUE	-	-	-	-	-	-
1,021,652		INTERFUND-SHERIFF HOLDING CENTER	-	-	-	-	-	-
896,429		INTERFUND-MENTAL HEALTH	-	-	-	-	-	-
10,388		INTERFUND-DETENTION	-	-	-	-	-	-
2,679,151		INTERFUND-YOUTH WITH SPECIAL NEEDS	-	-	-	-	-	-
302,422		INTERFUND-HEALTH	-	-	-	-	-	-
25,519		INTERFUND-HEALTH GRANTS	-	-	-	-	-	-
36,036		INTERFUND-HEALTH EMS	-	-	-	-	-	-
413,650		INTERFUND-HEALTH MEDICAL EXAMINER	-	-	-	-	-	-
9,207		INTERFUND-DISS	-	-	-	-	-	-
297,621		INTERFUND-CORRECTIONAL FACILITY	-	-	-	-	-	-
157,502		INTERFUND-PUBLIC HEALTH LAB	-	-	-	-	-	-
5,786,636		INTERFUND-TOBACCO CAPITAL PROJECTS	-	-	-	-	-	-
11,584,522		INTERFUND-UNCOMPENSATED CARE	-	-	-	-	-	-
1,431,189		INTERFUND-SCHOOL 84	-	-	-	-	-	-
210,988,088		Total Revenues	-	-	-	-	-	-



2006 CAPITAL BUDGET

Introduction to the 2006 Capital Budget

This section of the budget includes the 2006 Capital Budget and 2006-2011 Capital Improvement Program. The Erie County Charter, Article XVIII, requires the County Executive to submit annually to the Legislature a capital improvement program for the next six-year period. Article 18 of the Erie County Administrative Code establishes procedures for the Budget Director and a Capital Projects Committee to develop a recommended six-year Capital Improvement Program. The capital programming process for most projects normally takes place between May and August, with submission of a recommended Capital Improvement Program to the County Executive required by September.

Capital projects are defined as all physical projects having a minimum value of \$50,000 which meet the following criteria: (1) All physical projects of a non-recurring nature, including construction, improvements or renovations to buildings, roads, bridges, parks, etc.; (2) Acquisition of equipment which has a useful life of five years or more; or (3) Acquisition of property or planning/engineering studies which will lead to a capital project.

All projects proposed for inclusion in the six-year program are submitted by the sponsoring departments to

the Department of Environment and Planning, which is responsible for coordinating the development of the capital program. Information concerning cost, project justification, location and suggested programming year is submitted.

Each project is analyzed by the Department of Environment and Planning and the Capital Projects Committee. Certain projects are also analyzed by the Erie County Development Coordination Board, which is appointed by the County Executive. The Capital Projects Committee consists of representatives from those county departments prescribed by the Erie County Administrative Code. Projects are ranked according to criteria established by the Development Coordination Board. The Board is assisted by the Department of Environment and Planning. Projects with a significant impact on public health and safety receive the highest ranking. A six-year program is prepared which considers project relationships to each other, as well as financial requirements. The program includes an annual Capital Budget which defines those projects recommended for implementation during the coming year.

The Capital Projects Committee submits its

recommended Capital Improvement Program and proposed Capital Budget to the County Executive by September for his consideration in preparing the annual County budget.

The Capital Budget is a separate portion of the total County budget for the coming fiscal year. It represents the first-year implementation of projects in the six-year Capital Improvement Program. The Capital Budget is developed separately from the operating budget of the County for several reasons. Capital improvement projects usually involve substantial expenditures which may be required over a period of years.

Capital projects are also different from activities that are funded under the operating budget. Capital projects include physical development projects such as new public buildings, sewers or parks, and road or bridge construction. The operating budget, on the other hand, includes ongoing operating and normal maintenance expenditures.

Development of a six-year Capital Improvement Program is an effective way to plan for future physical improvements and to analyze both the expenditures that will be required to finance these improvements and the potential impacts of the projects at an early stage. It also sets priorities for capital improvements and thus ensures that the most critical needs are met first.

The capital planning process has been enhanced in a number of significant ways. The capital programming strategy considers and balances the County's ability to both complete previously authorized projects and undertake new projects. Financial as well as operational capabilities are assessed and capital borrowing targets are established.

In order for projects to be considered for the 2006 Capital Budget, they had to meet one of the following tests:

- **Health and Safety** - Projects which have a direct relationship to reducing hazards to the health and safety of county residents or employees. This is considered to be the highest priority criterion in the review process.
- **Previous Commitment** - Multi-year projects which were authorized in prior years, and which require necessary funding to complete the entire project.
- **Legal or Governmental Mandates** - Projects which the County is required to undertake by law or court order, or under federal or state mandate.
- **Special Considerations** - Projects which do not meet the above tests but which warrant further consideration due to special circumstances, such as the loss of outside funding if the project is not undertaken.

Any project which passed the initial screening was analyzed by the Planning Division using weighted review criteria. The use of weighted review criteria results in numeric scores and, subsequently, a preliminary priority listing of proposed capital projects. The process, however, develops a single listing of projects in priority order, and thus facilitates the balancing of projects to the availability of funds.

The 2006 Budget contains authorizations for four (4) General Projects, twelve (12) Road and Bridge Projects, three (3) Sheriff Projects, two (2) Information and Support Services Projects, one (1) Parks, Recreation and Forestry Project, three (3) Environment and Planning Projects, seven (7) Erie County Medical Center Projects, three (3) Erie County Home Projects, and three (3) Erie Community College Projects.

Table 1 summarizes projects in the 2006 Capital Budget. It totals \$29,994,840 including State and Federally funded projects. This table includes the project title in each project classification, a column showing the county six-year total project cost for the projects programmed in 2006, and a column showing the Capital Budget allocations in 2006. Brief descriptions of these projects follow Table 1.

Project descriptions include an indication of the operating budget impacts of capital projects. In many cases, there will be no operating impact in the 2006 budget, either because there will be no impact due to the nature of the project, or because project completion will not occur in 2006. Operating budget impacts that will occur in the future from project completion will be quantified and addressed in the appropriate future budgets.

In some cases, such as road and bridge projects or heavy equipment purchases, the capital spending will enable current resources for maintenance and repair to be redirected, with no net change in operating costs.

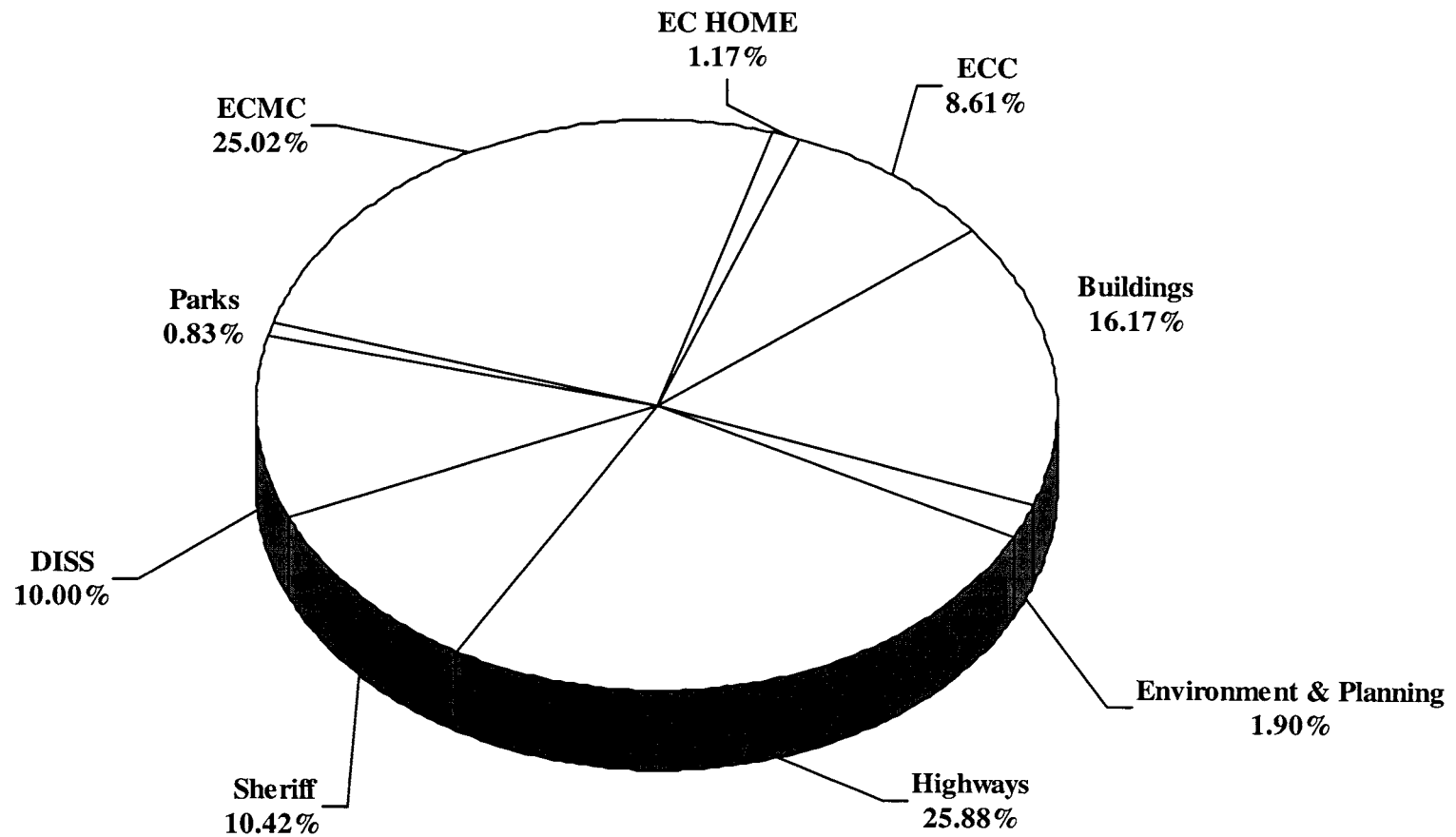
Following the description of projects included in the 2006 Capital Budget are a series of tables which

represent the six-year Capital Improvement Program. The 2006-2011 Capital Improvement Program totals \$462,952,340. It is summarized in Table 2 by department. Schedules which show the six-year Capital Improvement Program projects for each department are provided in Tables 3 through 11.

Comprehensive schedules of outstanding capital debt and debt service requirements are included in the Debt Service Fund section of the 2006 Budget.

2006 Capital Program

Erie County, New York



Total Capital Program = \$29,994,840

TABLE 1

2006 CAPITAL PROJECTS

	ESTIMATED COUNTY TOTAL PROJECT COST (2006-2011)	CAPITAL BUDGET ALLOCATION IN 2006
<u>I. GENERAL PROJECTS</u>		
Rehabilitation of Ralph Wilson Stadium	\$17,700,000	\$2,700,000
Botanical Gardens Master Plan Reconstruction	13,000,000	1,000,000
Convention Center Renovations & Improvements (Buffalo)	800,000	750,000
Space Consolidation & Relocation (Countywide)	900,000	400,000
Various	<u>69,500,000</u>	<u>0</u>
<u>TOTAL GENERAL PROJECTS</u>	<u>\$101,900,000</u>	<u>\$4,850,000</u>
<u>II. HIGHWAY & BRIDGE PROJECTS - HIGHWAY DIVISION ROAD FUND</u>		
A. HIGHWAY PROJECTS		
Unanticipated Road & Bridge Costs	\$100,000	\$100,000
Federal Aid Program (County share)	778,100	537,100
Signal & Intersection Improvements--Various	384,300	185,600
Seneca Creek Pathway/Tonawanda Rails to Trails	556,000	556,000
Aero Drive Reconstruction	100,000	100,000
Cayuga Road Reconstruction	170,000	170,000
Abbott Road Reconstruction	225,000	225,000
Sawyer/Kenmore/Two Mile Creek Rd--Drainage Improvement Project	70,000	70,000
Capital Road Reconstruction	12,000,000	0
Capital Overlay Program	52,500,000	4,500,000
Pavement Life Enhancements	11,250,000	0
Highway Safety Enhancements	13,750,000	0
Various	<u>7,056,300</u>	<u>0</u>
SUBTOTAL HIGHWAY PROJECTS	<u>\$98,939,700</u>	<u>\$6,443,700</u>
B. BRIDGE PROJECTS		
Bridge Design Projects Federal Aid Program (County Share)	\$235,150	\$37,600
Bridge Design/Construction	905,000	905,000
Bridge Joint Replacement	375,000	375,000
Culvert Reconstruction	16,000,000	0
Various	<u>6,802,450</u>	<u>0</u>
SUBTOTAL BRIDGE PROJECTS	<u>\$24,317,600</u>	<u>\$1,317,600</u>
<u>TOTAL HIGHWAY & BRIDGE PROJECTS</u>	<u>\$123,257,300</u>	<u>\$7,761,300</u>

	ESTIMATED COUNTY TOTAL PROJECT COST (2006-2011)	CAPITAL BUDGET ALLOCATION IN 2006
<u>III. SHERIFF</u>		
Plan for Holding Center Expansion	\$95,000,000	\$500,000
Window & Control Joint Caulking	125,000	125,000
Roof Replacement--Correctional Facility	2,500,000	2,500,000
<u>Expansion of Correctional Facility</u>	<u>16,000,000</u>	<u>0</u>
<u>TOTAL SHERIFF</u>	<u>\$113,625,000</u>	<u>\$3,125,000</u>
<u>IV. DIVISION OF INFORMATION & SUPPORT SERVICES</u>		
Regional Shared Dark Fiber Network	\$7,500,000	\$0
SAP Functionality Expansion	14,000,000	2,000,000
PC Replacement	7,500,000	0
<u>Network Equipment Replacement</u>	<u>11,000,000</u>	<u>1,000,000</u>
<u>TOTAL DIVISION OF INFORMATION & SUPPORT SERVICES</u>	<u>\$40,000,000</u>	<u>\$3,000,000</u>
<u>V. PARKS & RECREATION</u>		
<u>Parks Equipment</u>	<u>\$3,250,000</u>	<u>\$250,000</u>
<u>TOTAL PARKS & RECREATION</u>	<u>\$3,250,000</u>	<u>\$250,000</u>
<u>VI ENVIRONMENT & PLANNING</u>		
Times Beach Access Trail--Phase II	\$120,000	\$120,000
Lake Erie Trail --Phase II	350,000	350,000
<u>Buffalo River Walleye Management</u>	<u>100,000</u>	<u>100,000</u>
<u>TOTAL ENVIRONMENT & PLANNING</u>	<u>\$570,000</u>	<u>\$570,000</u>

	ESTIMATED COUNTY TOTAL PROJECT COST (2006-2011)	CAPITAL BUDGET ALLOCATION IN 2006
<u>VII ERIE COUNTY MEDICAL CENTER</u>		
Desktop Maintenance & Support	\$405,000	\$405,000
Data Network Requirements	450,000	450,000
HIPAA Compliance	50,000	50,000
Elevator Upgrade	150,000	150,000
Patient Unit Renovations	2,000,000	2,000,000
Laundry Unit Equipment Replacement	450,000	450,000
Equipment Purchase & Replacement	<u>4,000,000</u>	<u>4,000,000</u>
<u>TOTAL ERIE COUNTY MEDICAL CENTER</u>	<u>\$7,505,000</u>	<u>\$7,505,000</u>
<u>VIII ERIE COUNTY HOME</u>		
Elevator Upgrades	\$200,000	\$200,000
Resident Equipment & Furniture Replacement	100,000	100,000
Fuel Oil Tanks Replacement	<u>50,000</u>	<u>50,000</u>
<u>TOTAL ERIE COUNTY HOME</u>	<u>\$350,000</u>	<u>\$350,000</u>
<u>IX ERIE COMMUNITY COLLEGE</u>		
Miscellaneous Equipment	\$18,000,000	\$1,858,540
Elevator Safety Upgrades	650,000	325,000
Exterior Building Renovations	3,000,000	400,000
Various Building Renovations	845,040	0
Master Plan Reconstruction	<u>50,000,000</u>	<u>0</u>
<u>TOTAL ERIE COMMUNITY COLLEGE</u>	<u>\$72,495,040</u>	<u>\$2,583,540</u>
<u>TOTAL CAPITAL PROJECTS</u>	<u>\$462,952,340</u>	<u>\$29,994,840</u>

2006 Capital Budget Project Descriptions

I. GENERAL PROJECTS

REHABILITATION OF RALPH WILSON STADIUM (ORCHARD PARK)

The Stadium, located in Orchard Park, is the home of the NFL Buffalo Bills. In the lease agreement with the Bills, the County is required to finance structural improvements. Funding in the 2006 Capital Projects Budget allows the County to continue the rehabilitation program necessary to correct the many structural, mechanical and electrical deficiencies.

Bonded Project: \$2,700,000

BOTANICAL GARDENS MASTER PLAN RECONSTRUCTION (BUFFALO)

This project involves the ongoing implementation of the redevelopment program for the Buffalo and Erie County Botanical Gardens. This includes continuation of work regarding the rehabilitation of the facility and other improvements needed to conform to the long-range concept plan. Various improvements will be funded by this phase, including but not limited to: replacement of window systems and trim and new fire and smoke detection system with sprinklers.

Bonded Project: \$1,000,000

CONVENTION CENTER RENOVATIONS AND IMPROVEMENTS (BUFFALO)

This phase of work is the continuation of Erie County capital projects started in 1994. This project will fund a new roof.

Bonded Project: \$750,000

SPACE CONSOLIDATION AND RELOCATION (COUNTYWIDE)

This project will provide funding for a study of County departmental space needs, including data communication and information systems requirements to optimize use of County-owned space to minimize needs for leased space. The County could reduce space currently leased and realize savings from this project.

Bonded Project: \$400,000

II. HIGHWAY AND BRIDGE PROJECTS – HIGHWAY DIVISION ROAD FUND

A. HIGHWAY PROJECTS

UNANTICIPATED ROAD AND BRIDGE COSTS (COUNTYWIDE)

This project will ensure sufficient funding for projects under construction and for scoping new projects. This includes design, construction and other costs. The total cost of this project is estimated to be \$2,000,000 with the State contributing 15 percent (\$300,000) and the Federal government 80 percent (\$1,600,000). County costs represent five (5) percent of the project total.

Bonded Project: \$100,000

ROAD DESIGN & RECONSTRUCTION PROJECTS FEDERAL AID PROGRAM - DPW (COUNTYWIDE)

The Capital Budget provides \$537,100 to finance the County share of various road projects which are eligible for State and Federal aid. County cost represents five (5) percent of the total project. The State reimburses 15 percent (\$1,611,300) and Federal government 80 percent (\$8,593,600). Roads earmarked for construction are: Kenmore Avenue (PIN 5757.18) and Maple Road (Niagara Falls Boulevard to Flint Road) (PIN 5755.47).

Bonded Project: \$537,100

SIGNAL AND INTERSECTION IMPROVEMENTS – VARIOUS

This project will provide funding to replace signal systems, provide coordinated timing and add left turn lanes to several roads. The locations for the proposed improvements are: Colvin/Brighton in Tonawanda (PIN 5756.86), Elmwood Avenue in Kenmore/Tonawanda (PIN 5756.87) and Greiner/Shimerville in Clarence (PIN 5756.85). The total cost of this project in 2006 is estimated to be \$3,712,000. The State reimburses 15 percent (\$556,800) and Federal government 80 percent (\$2,969,600). County cost represents five (5) percent.

Bonded Project: \$185,600

SENECA CREEK PATHWAY/TONAWANDA RAILS TO TRAILS

This project will assist in funding two Federal aid pathway projects. In Tonawanda, the project entails construction of a new 4.8-mile bicycle and pedestrian path and installation of new traffic signals (PIN 5756.84). In West Seneca, a 6-mile route will be constructed to link with the trails in Cheektowaga (PIN 5756.89). The total project is estimated to cost \$2,780,000 in 2006, including Federal reimbursement of 80 percent, or \$2,224,000.

Bonded Project: \$556,000

AERO DRIVE RECONSTRUCTION (CHEEKTOWAGA)

This project will fund the design plans for the reconstruction of Aero Drive (CR 324), between

Youngs and Holtz Roads in the Town of Cheektowaga. This road is a higher traffic volume road that tends to deteriorate at a faster rate due to this traffic loading.

Bonded Project: \$100,000

CAYUGA ROAD RECONSTRUCTION (CHEEKTOWAGA)

This project will fund the design plans for the reconstruction of Cayuga Road (CR 245), between Cleveland and Wehrle Drives in the Town of Cheektowaga. This road is a higher traffic volume road that tends to deteriorate at a faster rate due to this traffic loading.

Bonded Project: \$170,000

ABBOTT ROAD RECONSTRUCTION (HAMBURG/ORCHARD PARK)

This project will fund the design plans for the reconstruction of Abbott Road (CR 4), between Lake and Willett Roads in the Towns of Hamburg and Orchard Park. This road is a higher traffic volume road that tends to deteriorate at a faster rate due to this traffic loading.

Bonded Project: \$225,000

SAWYER AVENUE/KENMORE AVENUE/TWO MILE CREEK ROAD – DRAINAGE IMPROVEMENT PROJECT

This project will fund the design plans to help solve the drainage and flooding problems that this area has experienced for numerous years.

Bonded Project: \$70,000

CAPITAL OVERLAY PROGRAM – COUNTY ROAD FUND (COUNTYWIDE)

The 2006 capital overlay program provides for rehabilitation work to include, but is not limited to, pavement and shoulder widening, drainage improvements, sight distances and safety improvements. Completion of these projects will result in future operating and maintenance savings.

Bonded Project: \$4,500,000

B. BRIDGE PROJECTS

BRIDGE DESIGN PROJECTS FEDERAL AID PROGRAM – DPW (COUNTYWIDE)

The Capital Budget provides \$37,600 to finance the County share of funding for the design of various bridges which are eligible for State and Federal aid. County cost represents five (5) percent of the total project. The State reimburses 15 percent (\$143,100) and Federal government 80 percent (\$763,200). Other governments will provide \$10,100 toward the design. Bridges to be completed are Cedar Street Bridge (PIN 5757.21), Clarence Center Bridge (PIN 5757.28), Mill Street Bridge (PIN 5751.31), Rapid Road Bridge (PIN 5757.30) and Swift Mill Road Bridge (PIN 5757.29).

Bonded Project: \$37,600

BRIDGE DESIGN/CONSTRUCTION (COUNTYWIDE)

This project will provide funding for the design and construction of various bridges throughout the County, based on condition rating and needs. These improvements will enhance services for the traveling public while increasing safety.

Bonded Project: \$905,000

BRIDGE JOINT REPLACEMENT

This project will provide funding to replace deteriorated joints or joint headers at various bridges throughout the County. These replacements will improve the ride and prevent additional damage to the superstructure and substructure. These replacements will also increase the service life of the bridge.

Bonded Project: \$375,000

III. SHERIFF PROJECTS

PLAN FOR HOLDING CENTER EXPANSION

This project will provide funds for the creation of a plan to address the capital construction needs of the Erie County Holding Center. Permanent secure housing is needed to safely house Erie County's inmate population.

Bonded Project: \$500,000

WINDOW AND CONTROL JOINT CAULKING

The windows and control joints of the main building and prison yard walls at the Erie County

Correctional Facility need to be re-caulked due to deterioration of the original caulking materials.

Bonded Project: \$125,000

ROOF REPLACEMENT – CORRECTIONAL FACILITY

The existing roof is 20 years old and the roofing material is deteriorating and worn out. The roof is also leaking and damaging electrical and mechanical systems from water moisture and rust. This project will provide funds to replace the roof.

Bonded Project: \$2,500,000

IV. INFORMATION AND SUPPORT SERVICES PROJECTS

SAP FUNCTIONALITY EXPANSION

On May 1, 2004, the core functionality of the new SAP computer system went "live". Funding for this phase of the project will allow for integrated extension of SAP to be implemented, which will improve planning, help manage projects at the operations level and assist in real time assessments.

Bonded Project: \$2,000,000

NETWORK EQUIPMENT REPLACEMENT

This project will upgrade all current DISS controlled County LAN servers, EMC storage and network equipment to a common hardware platform and operating system and replace obsolete equipment. One-third of the existing County LAN

servers and network equipment will reach end of life in 2006.

Bonded Project: \$1,000,000

V. PARKS, RECREATION AND FORESTRY PROJECTS

PARKS EQUIPMENT (COUNTYWIDE)

In July 2004, the County took over responsibility for the City of Buffalo's Parks. The equipment acquired in the consolidation is in serious need of upgrading. This project is to provide the Parks Department with new equipment for the County and City parks, which will reduce operating and maintenance costs and improve employee productivity.

Bonded Project: \$250,000

VI. ENVIRONMENT & PLANNING PROJECTS

TIMES BEACH ACCESS TRAIL – PHASE II

The restoration of Times Beach, a downtown brownfield, is among the highest priorities for redevelopment of Buffalo and Erie County's waterfront. By creating public access and investing in the restoration of this site, this unique resource will be leveraged for its natural habitat and tourist value.

Bonded Project: \$120,000

LAKE ERIE TRAIL – PHASE II

This project entails the design and construction of a 2.5 mile long bicycle/pedestrian trail along Old Lake Shore Road in the Town of Evans. This phase would extend the trail from Evans Town Park to Lake Erie Beach Park. The total cost of this project is estimated to be \$700,000 including \$350,000 in State funding.

Bonded Project: \$350,000

BUFFALO RIVER WALLEYE MANAGEMENT (CHEEKTOWAGA)

Lake Erie Walleye (or Yellow Pike) populations are down to record low numbers as a result of commercial fishing and environmental degradation of riverine spawning habitats. The restoration of Walleye requires input of local genetic Walleye fingerlings in sufficient quantity to restore walleye abundance in the Buffalo River and the adjacent areas of Lake Erie and the Niagara River. This project will fund the construction of an artificial pond near Cayuga Creek in the town of Cheektowaga. The one-acre rearing pond will raise 25,000 to 50,000 walleye fingerlings and subsequently release them into the Buffalo River system. The total cost of this project is \$350,000 including Federal funds of \$250,000.

Bonded Project: \$100,000

VII. ERIE COUNTY MEDICAL CENTER PROJECTS

DESKTOP MAINTENANCE & SUPPORT

This project is part of a multi-phase project that will finance the purchase of computers, printers, and software related to ECMC's Meditech information technology system. In addition, the investment will fund the replacement of existing desktop hardware that is inoperable due to age and high levels of utilization.

Bonded Project: \$405,000

DATA NETWORK REQUIREMENTS

This project is part of a multi-phase project that will fund upgrades, replacement of aging components and increased capacity of ECMC's data network and servers. Also included is additional equipment needed for remote access, business continuity, Physician Order Management and E-Health.

Bonded Project: \$450,000

HEALTH INSURANCE PORTABILITY & ACCOUNTABILITY (HIPAA) COMPLIANCE

The Health Insurance Portability and Accountability Act (HIPAA) of 1996 mandates standardizing certain electronic transactions used in healthcare between providers and payers. It also mandates compliance with a complex set of patient confidentiality and privacy regulations. In 2003, HIPAA adopted final regulations for security standards to protect electronic health information systems from

improper access or alteration. ECMC will use this project funding to address HIPAA's requirements. Once all facets of the project are implemented, ECMC expects to save approximately \$1,000,000 per year.

Bonded Project: \$50,000

ELEVATOR UPGRADE

The current elevators have been in use since ECMC opened in 1978. Parts are no longer available to service these elevators. This funding will provide for the replacement of two elevators, with future allocations intended to replace one elevator per year.

Bonded Project: \$150,000

PATIENT UNIT RENOVATIONS

Many of the patient units have not undergone renovation since the opening of ECMC in 1978. This project is part of a multi-phase plan that will allow ECMC to address fire and building codes, ensure compliance with all facility related JCAHO (Joint Committee Accreditation for Healthcare Organization) standards and improve overall patient and staff satisfaction.

Bonded Project: \$2,000,000

LAUNDRY UNIT EQUIPMENT REPLACEMENT

The current equipment in ECMC's laundry unit is dated and needs constant service. This project will finance the purchase of new equipment which will increase efficiency and improve patient services.

Bonded Project: \$450,000

EQUIPMENT PURCHASE & REPLACEMENT

The Erie County Medical Center is continually replacing and upgrading the equipment necessary to make the hospital a first-rate facility. This project is part of a multi-phase project to provide funds necessary to keep the hospital competitive in this area. Some of the equipment identified for this year includes: cardiac arrest carts, patient beds and chairs, infusion devices and various other mechanical and medical equipment.

Bonded Project: \$4,000,000

VIII. ERIE COUNTY HOME PROJECTS

ELEVATOR UPGRADES

The elevators at the Erie County Home are deteriorating due to age and extensive utilization. A safety inspection of the elevators resulted in a report that indicated non-compliance with all safety-related standards, including various citations concerning hydraulic systems, controllers, stop switching and braking gear. This project is part of a multi-phase project to renovate the remainder of the eleven elevators at the Home.

Bonded Project: \$200,000

RESIDENT EQUIPMENT & FURNITURE REPLACEMENT

This project provides funding for a range of equipment and furniture that is necessary for the care and safety of the 600 patients housed at the Erie

County Home. Some of the equipment slated for replacement includes: patient beds and dressers, dining room furniture, and medication and treatment carts.

Bonded Project: \$100,000

FUEL OIL TANKS REPLACEMENT

This project will finance the replacement of fuel tanks located on the grounds of the Erie County Home. Replacement will prevent oil spillage due to tank failure and ensure compliance with all environmental regulations.

Bonded Project: \$50,000

IX. ERIE COMMUNITY COLLEGE PROJECTS

PURCHASE OF MISCELLANEOUS EQUIPMENT (COUNTYWIDE)

This project provides for the acquisition of various pieces of equipment. This includes vehicles, buildings and grounds equipment, laboratory and technical equipment as well as furniture and fixtures.

Bonded Project: \$1,858,540

ELEVATOR SAFETY UPGRADES

This project will fund the replacement of elevator hydraulic cylinders located below ground level at the North and South Campuses. Elevators need to be upgraded to meet State building codes and to meet ADA code issues. The total cost of this project is

\$650,000, including State funds of 50 percent, or \$325,000.

Bonded Project: \$325,000

EXTERIOR BUILDING RENOVATIONS (BUFFALO)

This project will provide funding for multiple improvements to the exterior at the City Campus. This work will include, but not be limited to, replacement of defective bricks, copper gutter flashing and face board, mortar joints and window trim. The total cost of this project in 2006 is \$800,000, including State funds of 50 percent, or \$400,000.

Bonded Project: \$400,000

TABLE 2
SUMMARY OF 2006 - 2011 CAPITAL IMPROVEMENT PROJECTS

DEPARTMENT	BUDGET 2006	CAPITAL PROGRAM					ESTIMATED TOTAL COSTS
		2007	2008	2009	2010	2011	
GENERAL PROJECTS	4,850,000	19,850,000	17,900,000	20,000,000	19,100,000	20,200,000	101,900,000
HIGHWAY & BRIDGE PROJECTS-HIGHWAY DIV. ROAD FUND	7,761,300	23,112,450	23,700,000	23,243,550	22,740,000	22,700,000	123,257,300
SHERIFF	3,125,000	28,000,000	28,000,000	54,500,000	0	0	113,625,000
DIVISION OF INFORMATION & SUPPORT SERVICES	3,000,000	7,500,000	7,500,000	7,500,000	7,500,000	7,000,000	40,000,000
PARKS & RECREATION	250,000	600,000	600,000	600,000	600,000	600,000	3,250,000
ENVIRONMENT & PLANNING	570,000	0	0	0	0	0	570,000
ERIE COUNTY MEDICAL CENTER	7,505,000	0	0	0	0	0	7,505,000
ERIE COUNTY HOME	350,000	0	0	0	0	0	350,000
ERIE COMMUNITY COLLEGE	2,583,540	15,041,460	14,670,040	13,800,000	13,200,000	13,200,000	72,495,040
TOTAL PROJECTS	29,994,840	94,103,910	92,370,040	119,643,550	63,140,000	63,700,000	462,952,340

TABLE 3

GENERAL COUNTY - PUBLIC WORKS - BUILDING PROJECTS

2006 - 2011 CAPITAL IMPROVEMENT PROJECTS

PROJECT TITLE	2006 BUDGET	2007 Program	2008 Program	2009 Program	2010 Program	2011 Program	TOTAL COST
REAHABILITATION OF RALPH WILSON STADIUM	2,700,000	2,800,000	2,900,000	3,000,000	3,100,000	3,200,000	17,700,000
BOTANICAL GARDENS MASTER PLAN REC.	1,000,000	3,000,000	1,000,000	3,000,000	2,000,000	3,000,000	13,000,000
CONVENTION CENTER RENOVATIONS & IMPROVEMENTS	750,000	50,000	0	0	0	0	800,000
SPACE CONSOLIDATION & RELOCATION	400,000	100,000	100,000	100,000	100,000	100,000	900,000
VARIOUS	0	13,900,000	13,900,000	13,900,000	13,900,000	13,900,000	69,500,000
TOTAL	4,850,000	19,850,000	17,900,000	20,000,000	19,100,000	20,200,000	101,900,000

TABLE 4

HIGHWAY & BRIDGE PROJECTS--HIGHWAY DIVISION ROAD FUND

2006 - 2011 CAPITAL IMPROVEMENT PROJECTS

PROJECT TITLE	2006 BUDGET	2007 Program	2008 Program	2009 Program	2010 Program	2011 Program	TOTAL COST
UNANTICIPATED ROAD & BRIDGE COSTS	100,000	0	0	0	0	0	100,000
FEDERAL AID PROGRAM (County Share)	537,100	0	0	241,000	0	0	778,100
SIGNAL & INTERSECTION IMPROVEMENTS-VARIOUS	185,600	198,700	0	0	0	0	384,300
SENECA CREEK PATHWAY/TONAWANDA RAILS TO TRAILS	556,000	0	0	0	0	0	556,000
AERO DRIVE RECONSTRUCTION	100,000	0	0	0	0	0	100,000
CAYUGA ROAD RECONSTRUCTION	170,000	0	0	0	0	0	170,000
ABBOTT ROAD RECONSTRUCTION	225,000	0	0	0	0	0	225,000
SAWYER/KENMORE/TWO MILE CREEK-- DRAINAGE IMP.	70,000	0	0	0	0	0	70,000
CAPITAL ROAD RECONSTRUCTION	0	3,000,000	3,000,000	2,000,000	2,000,000	2,000,000	12,000,000
CAPITAL OVERLAY PROGRAM	4,500,000	9,000,000	9,000,000	10,000,000	10,000,000	10,000,000	52,500,000
PAVEMENT LIFE ENHANCEMENTS	0	2,250,000	2,250,000	2,250,000	2,250,000	2,250,000	11,250,000
HIGHWAY SAFETY ENHANCEMENTS	0	2,750,000	2,750,000	2,750,000	2,750,000	2,750,000	13,750,000
VARIOUS	0	1,456,300	1,400,000	1,400,000	1,400,000	1,400,000	7,056,300
BRIDGE DESIGN PROJECTS FEDERAL AID (County Share)	37,600	55,000	0	102,550	40,000	0	235,150
BRIDGE DESIGN/CONSTRUCTION	905,000	0	0	0	0	0	905,000
BRIDGE JOINT REPLACEMENT	375,000	0	0	0	0	0	375,000
CULVERT RECONSTRUCTION	0	3,000,000	4,000,000	3,000,000	3,000,000	3,000,000	16,000,000
VARIOUS	0	1,402,450	1,300,000	1,500,000	1,300,000	1,300,000	6,802,450
TOTAL	7,761,300	23,112,450	23,700,000	23,243,550	22,740,000	22,700,000	123,257,300

TABLE 5

SHERIFF

2006 - 2011 CAPITAL IMPROVEMENT PROJECTS

PROJECT TITLE	2006 BUDGET	2007 Program	2008 Program	2009 Program	2010 Program	2011 Program	TOTAL COST
PLAN FOR HOLDING CENTER EXPANSION	500,000	20,000,000	20,000,000	54,500,000	0	0	95,000,000
WINDOW & CONTROL JOINT CAULKING	125,000	0	0	0	0	0	125,000
ROOF REPLACEMENT--CORRECTIONAL FACILITY	2,500,000	0	0	0	0	0	2,500,000
EXPANSION OF CORRECTIONAL FACILITY	0	8,000,000	8,000,000	0	0	0	16,000,000
TOTAL	3,125,000	28,000,000	28,000,000	54,500,000	0	0	113,625,000

TABLE 6

DIVISION OF INFORMATION & SUPPORT SERVICES

2006 - 2011 CAPITAL IMPROVEMENT PROJECTS

PROJECT TITLE	2006 BUDGET	2007 Program	2008 Program	2009 Program	2010 Program	2011 Program	TOTAL COST
REGIONAL SHARED DARK FIBER NETWORK	0	1,500,000	1,500,000	1,500,000	1,500,000	1,500,000	7,500,000
SAP FUNCTIONALITY EXPANSION	2,000,000	2,500,000	2,500,000	2,500,000	2,500,000	2,000,000	14,000,000
PC REPLACEMENT	0	1,500,000	1,500,000	1,500,000	1,500,000	1,500,000	7,500,000
NETWORK EQUIPMENT REPLACEMENT	1,000,000	2,000,000	2,000,000	2,000,000	2,000,000	2,000,000	11,000,000
TOTAL	3,000,000	7,500,000	7,500,000	7,500,000	7,500,000	7,000,000	40,000,000

TABLE 7

PARKS & RECREATION

2006 - 2011 CAPITAL IMPROVEMENT PROJECTS

PROJECT TITLE	2006 BUDGET	2007 Program	2008 Program	2009 Program	2010 Program	2011 Program	TOTAL COST
PARKS EQUIPMENT	250,000	600,000	600,000	600,000	600,000	600,000	3,250,000
TOTAL	250,000	600,000	600,000	600,000	600,000	600,000	3,250,000

TABLE 8

ENVIRONMENT & PLANNING

2006 - 2011 CAPITAL IMPROVEMENT PROJECTS

PROJECT TITLE	2006 BUDGET	2007 Program	2008 Program	2009 Program	2010 Program	2011 Program	TOTAL COST
TIMES BEACH ACCESS TRAIL--PHASE II	120,000	0	0	0	0	0	120,000
LAKE ERIE TRAIL --PHASE II	350,000	0	0	0	0	0	350,000
BUFFALO RIVER WALLEYE MANAGEMENT	100,000	0	0	0	0	0	100,000
TOTAL	570,000	0	0	0	0	0	570,000

TABLE 9

ERIE COUNTY MEDICAL CENTER

2006 - 2011 CAPITAL IMPROVEMENT PROJECTS

PROJECT TITLE	2006 BUDGET	2007 Program	2008 Program	2009 Program	2010 Program	2011 Program	TOTAL COST
DESKTOP MAINTENANCE & SUPPORT	405,000	0	0	0	0	0	405,000
DATA NETWORK REQUIREMENTS	450,000	0	0	0	0	0	450,000
HIPAA COMPLIANCE	50,000	0	0	0	0	0	50,000
ELEVATOR UPGRADE	150,000	0	0	0	0	0	150,000
PATIENT UNIT RENOVATIONS	2,000,000	0	0	0	0	0	2,000,000
LAUNDRY UNIT EQUIPMENT REPLACEMENT	450,000	0	0	0	0	0	450,000
EQUIPMENT PURCHASE & REPLACEMENT	4,000,000	0	0	0	0	0	4,000,000
TOTAL	7,505,000	0	0	0	0	0	7,505,000

TABLE 10

ERIE COUNTY HOME

2006 - 2011 CAPITAL IMPROVEMENT PROJECTS


PROJECT TITLE	2006 BUDGET	2007 Program	2008 Program	2009 Program	2010 Program	2011 Program	TOTAL COST
ELEVATOR UPGRADES	200,000	0	0	0	0	0	200,000
RESIDENT EQUIPMENT & FURNITURE REPLACEMENT	100,000	0	0	0	0	0	100,000
FUEL OIL TANKS REPLACEMENT	50,000	0	0	0	0	0	50,000
TOTAL	350,000	0	0	0	0	0	350,000

TABLE 11

ERIE COMMUNITY COLLEGE

2006 - 2011 CAPITAL IMPROVEMENT PROJECTS

PROJECT TITLE	2006 BUDGET	2007 Program	2008 Program	2009 Program	2010 Program	2011 Program	TOTAL COST
MISCELLANEOUS EQUIPMENT	1,858,540	3,341,460	3,200,000	3,200,000	3,200,000	3,200,000	18,000,000
ELEVATOR SAFETY UPGRADES	325,000	325,000	0	0	0	0	650,000
EXTERIOR BUILDING RENOVATIONS	400,000	1,000,000	1,000,000	600,000	0	0	3,000,000
VARIOUS BUILDING RENOVATIONS	0	375,000	470,040	0	0	0	845,040
MASTER PLAN RECONSTRUCTION	0	10,000,000	10,000,000	10,000,000	10,000,000	10,000,000	50,000,000
TOTAL	2,583,540	15,041,460	14,670,040	13,800,000	13,200,000	13,200,000	72,495,040



**DEBT SERVICE
SCHEDULES -
DEBT SERVICE FUND
APPROPRIATIONS/
REVENUES**

Debt Management

The County administration's Fiscal Stability Plan sets forth objectives regarding prudent debt management. This plan articulated policies and initiatives to reduce the County's debt burden and to improve the County's financial position, including the objective to improve the County's credit rating. The underlying ratings of County bonds by Moody's, Standard and Poor's and Fitch are "Baa3," "BBB" and "BBB-" respectively.

The fundamental principles of the County's debt management policy include: restricting long-term borrowing to improvements too large to be financed from current revenues; continuation of good communication with rating agencies; continuation of full disclosure on all financial and official statements; and the use of bonds rather than Bond Anticipation Notes wherever possible to finance capital projects.

It is the County's intention to limit annual capital borrowing, exclusive of sewer fund debt, to assure a reduction in the amount of long-term debt outstanding. This policy is subject to change to take advantage of future opportunities that may develop.

Supplementing the County's debt management policy are a series of improvements to the County's Capital Planning process. The Capital Planning process is more fully described in the Capital Fund section of the Budget.

Debt Service Fund

The Debt Service Fund is used to account for the accumulation of resources for the payment of principal and interest on long-term debt. The Debt Service Fund was established at year-end 1986 to segregate resources for a "Reserve for Bonded Indebtedness" created by the Legislature pursuant to Section 6-h of the General Municipal Law. A Debt Service Fund is required for the legally mandated segregation of resources represented by the reserve. The Debt Service Fund is used only for the accumulation of resources for and payment of General Fund and Sewer Fund debt service.

The types of expenses paid out of the Debt Service Fund are the following:

Bond Principal: When a bond is sold, the County agrees to pay back the amount borrowed over a set period of time. This is called an amortization schedule. It is determined by the "Period of Probable Usefulness" of an item. This time period is set by Local Finance Law. Each bond issue includes a schedule of how much principal will be paid back each year. The annual principal payment expense is paid out of the Debt Service Fund.

Bond Interest: When a bond is sold, it is priced according to market conditions and the credit rating of the County. Typically, these rates change each year and are printed on the cover page of the Bond Official Statement along with the payback schedule. The annual interest expense is paid out of the Debt Service Fund.

Reserves: The County, at its option, can establish a reserve during a year to fund future years' debt service. These reserves must be identified as to that specific debt service they will pay. Local Finance Law restricts the amount of the reserves that can be used in a given year to the amount of the scheduled annual debt service payment. Any excess reserves over this amount must be set aside in the reserve to pay future years' debt service for that project.

Debt service payments on short-term indebtedness are not paid out of the Debt Service Fund. Interest payments on Revenue Anticipation Notes (RAN's), Tax Anticipation Notes (TAN's) and Bond Anticipation Notes (BAN's) are paid directly out of the General Fund. BAN principal payments are made out of the Capital Fund. Debt Service payments on all

Enterprise Fund indebtedness are paid directly from the Enterprise Fund rather than from the Debt Service Fund.

The sources of revenue for the Debt Service Fund are the following:

Accrued Interest: Typically, a bond sale is not closed on the same day as the date of sale. For example, the bonds may be dated September 1st and the closing date may be September 5th. During that five day period, the County is responsible to pay interest to the bond holders. The bond underwriter, therefore, holds the cash for the five days and pays interest to the County equal to the amount of interest expense the County incurs for those five days. This interest income must be restricted for payment of future debt service on the bonds issued.

Interest Earnings: Bonds are typically sold to finance Capital projects. A capital project can take from six months to six years or longer to complete. Therefore, the County invests the bond proceeds and draws against the proceeds only as needed to pay bills. The interest generated on the invested bond proceeds is restricted to pay debt service for the specific project for which the bonds were borrowed.

State/Federal Aid: If any aid is received as a reimbursement for debt service incurred by the County, this aid must be restricted for payment of debt service for the specific project for which the aid was received.

Unexpended Bond Proceeds: The amount borrowed for a capital project is an estimate of the cost of the project. If the project is completed for less than the estimate and less than the amount borrowed, these excess

bond proceeds may then only be used for the following purposes: if debt service still exists for the project, then the excess bond proceeds must be used and/or reserved to pay this debt service; if no debt service for the project exists, then the excess bond proceeds may either be used to pay other debt service, or to fund other "like" capital projects, or they may revert back to the General Fund.

Subsidies: The difference between debt service to be paid during a year and revenues available from any other sources must be funded. This funding is provided in the form of subsidies from the General Fund, Public Library Fund and the Sewer Fund. The subsidies are provided in the form of interfund transfers to the Debt Service Fund.

The schedules which follow detail the debt service principal and interest payments and installment purchase debt to be paid out of the Debt Service Fund in 2006. These payments include General Fund, Public Library Fund, Erie County Medical Center, Erie County Home and Sewer Fund debt service obligations. The schedules also detail the various sources of revenue available to the Debt Service Fund, including the subsidies provided by the General Fund, Public Library Fund and Sewer Fund.

COUNTY OF ERIE

Fund: 310
Department: General Debt
Fund Center: 17200

2003 Actual	Account	Appropriations	2004 Actuals	2005 Adopted CAAB	2005 Adjusted Budget	2006 Department Request	2006 Executive Recommended	2006 Legislative Adopted
679,503	516029	DUES & FEES	-	-	-	-	-	-
18,283,198	550000	PRINCIPAL-BONDS	18,858,160	24,824,216	24,824,216	31,621,298	31,621,298	31,621,298
-	550110	BOND ISSUE COSTS	763,461	623,200	623,200	455,000	455,000	455,000
11,158,227	550800	INTEREST-BONDS	15,677,094	19,479,202	19,479,202	20,865,350	20,865,350	20,865,350
30,120,928		Total Appropriations	35,298,715	44,926,618	44,926,618	52,941,648	52,941,648	52,941,648

COUNTY OF ERIE

Fund: 310
Department: General Debt
Fund Center: 17200

2003 Actual	Account	Revenues	2004 Actuals	2005 Adopted CAAB	2005 Adjusted Budget	2006 Department Request	2006 Executive Recommended	2006 Legislative Adopted
3,121,285	402190	USE OF FUND BALANCE	-	1,056,087	1,056,087	2,607,687	2,607,687	2,607,687
1,083,383	405090	STATE AID COURT FACILITIES	1,102,608	1,207,660	1,207,660	1,137,098	1,137,098	1,137,098
668,332	405100	STATE AID CONVENTION CENTER	668,332	668,332	668,332	668,332	668,332	668,332
-	405160	MARCHISELLI AID	1,426	-	-	-	-	-
79,839	445030	INTEREST EARNINGS	37,784	-	-	-	-	-
688,153	445030	EARNINGS ON INVESTMENTS-CAPITAL FUND	-	900,000	900,000	-	-	-
-	445031	INT & EARN - CAP INV	738,524	-	-	-	-	-
132,013	445060	ACCRUED INTEREST ON SECURITIES	96,113	-	-	-	-	-
699,813	445070	PREMIUM ON OBLIGATIONS	841,426	623,200	623,200	-	-	-
-	445110	GAIN/SALE-INVEST-100	1,783	-	-	-	-	-
-	450000	I/F GENERAL DEBT SRV	4,308	5,312,536	5,312,536	-	-	-
-	466070	REFUNDS P/Y EXPENSES	122,535	-	-	-	-	-
-	466280	LOCAL SOURCE REVENUE-ECMC	-	475,584	475,584	-	-	-
-	466290	LOCAL SOURCE REVENUES-EC HOME	-	86,898	86,898	-	-	-
6,297,395	486000	INTERFUND-SUBSIDIES	12,801,203	20,652,312	20,652,312	48,528,531	48,528,531	48,528,531
433,771	486010	RESIDUAL EQUITY TRANS	30,396	1,092,844	1,092,844	-	-	-
14,400,339	486020	INTERFUND-TOBACCO CAPITAL PROJECTS	14,071,653	12,846,797	12,846,797	-	-	-
1,150,840	486030	INTERFUND-CROSSROADS RESERVE	1,231,813	-	-	-	-	-
15,025	495111	CROSSROADS	-	4,368	4,368	-	-	-
1,647,750	495112	RALPH WILSON STADIUM	-	-	-	-	-	-
21,864		INTERFUND-COMPTROLLER CAPITAL	-	-	-	-	-	-
-		INTERFUND-DETENTION	-	-	-	-	-	-
10,160		INTERFUND-HEALTH	-	-	-	-	-	-
170,506		INTERFUND-DISS	-	-	-	-	-	-
30,620,468		Total Revenues	31,749,905	44,926,618	44,926,618	52,941,648	52,941,648	52,941,648

COUNTY OF ERIE

Fund: 310
Department: Debt Service SD 1, 4, 5
Fund Center: 17300

2003 Actual	Account	Appropriations	2004 Actuals	2005 Adopted CAAB	2005 Adjusted Budget	2006 Department Request	2006 Executive Recommended	2006 Legislative Adopted
1,128,598	550000	PRINCIPAL-BONDS	888,588	1,153,946	1,153,946	1,275,944	1,275,944	1,275,944
-	550110	BOND ISSUE COSTS	8,552	50,000	50,000	50,000	50,000	50,000
798,140	550800	INTEREST-BONDS	959,054	959,980	959,980	1,100,891	1,100,891	1,100,891
1,926,738		Total Appropriations	1,856,194	2,163,926	2,163,926	2,426,835	2,426,835	2,426,835

COUNTY OF ERIE

Fund: 310
Department: Debt Service SD 1, 4, 5
Fund Center: 17300

2003 Actual	Account	Revenues	2004 Actuals	2005 Adopted CAAB	2005 Adjusted Budget	2006 Department Request	2006 Executive Recommended	2006 Legislative Adopted
-	445020	UNANTIC EARNED INT	21,138	-	-	-	-	-
372,430	445030	EARNINGS ON INVESTMENTS-CAPITAL FUND	-	821,468	821,468	677,583	677,583	677,583
-	445031	INT & EARN - CAP INV	8,647	-	-	-	-	-
490	445060	ACCRUED INTEREST ON SECURITIES	821	-	-	-	-	-
322	445070	PREMIUM ON OBLIGATIONS	11,064	50,000	50,000	50,000	50,000	50,000
-	450000	I/F SEWER DEBT 1,4,5	(4,308)	1,292,458	1,292,458	1,699,252	1,699,252	1,699,252
19,182	467000	MISCELLANEOUS INTEREST	-	-	-	-	-	-
-	475090	NYSEFC BOND SUBS INC	552,119	-	-	-	-	-
1,324,724	486000	INTERFUND TRANSFER-SD # 1, 4 & 5	1,105,050	-	-	-	-	-
25,099	486010	RESIDUAL EQUITY	44	-	-	-	-	-
1,742,247		Total Revenues	1,694,575	2,163,926	2,163,926	2,426,835	2,426,835	2,426,835

COUNTY OF ERIE

Fund: 310
 Department: Debt Service SD 2
 Fund Center: 17400

2003 Actual	Account	Appropriations	2004 Actuals	2005 Adopted CAAB	2005 Adjusted Budget	2006 Department Request	2006 Executive Recommended	2006 Legislative Adopted
526,775	550000	PRINCIPAL-BONDS	587,949	937,746	937,746	884,864	884,864	884,864
-	550110	BOND ISSUE COSTS	16,259	50,000	50,000	50,000	50,000	50,000
578,819	550800	INTEREST-BONDS	658,965	657,884	657,884	691,297	691,297	691,297
1,105,594		Total Appropriations	1,263,173	1,645,630	1,645,630	1,626,161	1,626,161	1,626,161

COUNTY OF ERIE

Fund: 310
Department: Debt Service SD 2
Fund Center: 17400

2003 Actual	Account	Revenues	2004 Actuals	2005 Adopted CAAB	2005 Adjusted Budget	2006 Department Request	2006 Executive Recommended	2006 Legislative Adopted
-	445020	UNANTIC EARNED INT	9,440	-	-	-	-	-
315,972	445030	EARNINGS ON INVESTMENTS-CAPITAL FUND	-	309,386	309,386	322,203	322,203	322,203
-	445031	INT & EARN - CAP INV	42,976	-	-	-	-	-
1,099	445060	ACCRUED INTEREST ON SECURITIES	272	-	-	-	-	-
107	445070	PREMIUM ON OBLIGATIONS	-	50,000	50,000	50,000	50,000	50,000
-	450000	I/F SEWER DEBT 2	-	1,286,244	1,286,244	1,253,958	1,253,958	1,253,958
8,864	467000	MISCELLANEOUS INTEREST	-	-	-	-	-	-
-	475070	BOND PROC - NYSEFC	296,253	-	-	-	-	-
-	486000	INTERFND REV SUBSIDY	909,190	-	-	-	-	-
818,412		INTERFUND TRANSFER-SD # 2	-	-	-	-	-	-
1,144,454		Total Revenues	1,258,130	1,645,630	1,645,630	1,626,161	1,626,161	1,626,161

COUNTY OF ERIE

Fund: 310
Department: Debt Service SD 3/Southtowns
Fund Center: 17500

2003 Actual	Account	Appropriations	2004 Actuals	2005 Adopted CAAB	2005 Adjusted Budget	2006 Department Request	2006 Executive Recommended	2006 Legislative Adopted
638,199	550000	PRINCIPAL-BONDS	352,248	1,123,434	1,123,434	1,094,603	1,094,603	1,094,603
-	550110	BOND ISSUE COSTS	3,175	50,000	50,000	50,000	50,000	50,000
205,408	550800	INTEREST-BONDS	264,317	402,348	402,348	685,954	685,954	685,954
843,607		Total Appropriations	619,740	1,575,782	1,575,782	1,830,557	1,830,557	1,830,557

COUNTY OF ERIE

Fund: 310
Department: Debt Service SD 3/Southtowns
Fund Center: 17500

2003 Actual	Account	Revenues	2004 Actuals	2005 Adopted CAAB	2005 Adjusted Budget	2006 Department Request	2006 Executive Recommended	2006 Legislative Adopted
-	445020	UNANTIC EARNED INT	20,526	-	-	-	-	-
266,479	445030	EARNINGS ON INVESTMENTS-CAPITAL FUND	-	448,886	448,886	387,537	387,537	387,537
-	445031	INT & EARN - CAP INV	35,931	-	-	-	-	-
182	445060	ACCRUED INTEREST ON SECURITIES	841	-	-	-	-	-
330	445070	PREMIUM ON OBLIGATIONS	4,685	50,000	50,000	50,000	50,000	50,000
-	450000	I/F SEWER DEBT 3	-	1,076,896	1,076,896	1,393,020	1,393,020	1,393,020
5,420	467000	MISCELLANEOUS INTEREST	-	-	-	-	-	-
-	475090	NYSEFC BOND SUBS INC	125,706	-	-	-	-	-
-	486000	INTERFND REV SUBSIDY	349,627	-	-	-	-	-
61,861	486010	RESIDUAL EQUITY	-	-	-	-	-	-
623,874		INTERFUND TRANSFER-SD # 3	-	-	-	-	-	-
958,146		Total Revenues	537,316	1,575,782	1,575,782	1,830,557	1,830,557	1,830,557

COUNTY OF ERIE

Fund: 310
 Department: Debt Service SD 6
 Fund Center: 17600

2003 Actual	Account	Appropriations	2004 Actuals	2005 Adopted CAAB	2005 Adjusted Budget	2006 Department Request	2006 Executive Recommended	2006 Legislative Adopted
547,520	550000	PRINCIPAL-BONDS	501,041	669,653	669,653	662,237	662,237	662,237
-	550110	BOND ISSUE COSTS	3,657	50,000	50,000	50,000	50,000	50,000
154,082	550800	INTEREST-BONDS	145,300	146,062	146,062	156,332	156,332	156,332
701,602		Total Appropriations	649,997	865,715	865,715	868,569	868,569	868,569

COUNTY OF ERIE

Fund: 310
Department: Debt Service SD 6
Fund Center: 17600

2003 Actual	Account	Revenues	2004 Actuals	2005 Adopted CAAB	2005 Adjusted Budget	2006 Department Request	2006 Executive Recommended	2006 Legislative Adopted
-	445020	UNANTIC EARNED INT	6,639	-	-	-	-	-
6,820	445030	EARNINGS ON INVESTMENTS-CAPITAL FUND	-	53,021	53,021	49,505	49,505	49,505
-	445031	INT & EARN - CAP INV	2,406	-	-	-	-	-
792	445060	ACCRUED INTEREST ON SECURITIES	115	-	-	-	-	-
45	445070	PREMIUM ON OBLIGATIONS	4,911	50,000	50,000	50,000	50,000	50,000
-	450000	I/F SEWER DIST 6	-	762,694	762,694	769,064	769,064	769,064
1,377	467000	MISCELLANEOUS INTEREST	-	-	-	-	-	-
-	475090	NYSEFC BOND SUBS INC	473	-	-	-	-	-
-	486000	INTERFND REV SUBSIDY	621,334	-	-	-	-	-
-	486010	RESID EQUITY TRAN-IN	10,134	-	-	-	-	-
666,291		INTERFUND TRANSFER-SD # 6	-	-	-	-	-	-
675,325		Total Revenues	646,013	865,715	865,715	868,569	868,569	868,569

**COUNTY OF ERIE DEBT SERVICE
ERIE COUNTY GENERAL 2006**

PROJECT NUMBER	PROJECT TITLE	ORIGINAL BORROWING	PRINCIPAL OUTSTANDING	DUE DATE	PRINCIPAL DUE	INTEREST DUE	DUE DATE	INTEREST DUE	DUE DATE	TOTAL INT DUE	TOTAL DEBT SERVICE	DATE ISSUED	MATURITY DATE
A.00001	PENITENTIARY WATER SYSTEM	4,617,000.00	450,000.00	10/15/2006	150,000.00	21,600.00	04/15/2006	21,600.00	10/15/2006	43,200.00	193,200.00	11/15/1983	10/15/2008
A.00002	DATA CENTER EXPANSION	223,477.42	14,076.23	03/15/2006	14,076.23	422.29	03/15/2006	0.00		422.29	14,498.52	01/01/1992	03/15/2006
A.00003	CENTRAL STORAGE VAULT	134,748.38	44,263.57	08/15/2006	11,585.85	1,075.43	02/15/2006	1,075.43	08/15/2006	2,150.86	13,736.71	10/15/1997	08/15/2009
A.00004	AUTO SERVICE CENTER	137,872.88	9,905.50	03/15/2006	9,905.50	297.17	03/15/2006	0.00		297.17	10,202.67	01/01/1992	03/15/2006
A.00005	1987 BRIDGE REHAB	220,352.07	36,891.89	03/15/2006	19,060.81	880.64	03/15/2006	427.95	09/15/2006	1,308.59	20,369.40	10/15/1997	03/15/2007
A.00005	1987 BRIDGE REHAB	263,917.17	53,995.65	08/15/2006	27,440.17	1,289.04	02/15/2006	1,289.04	08/15/2006	2,578.08	30,018.25	10/15/1997	08/15/2007
A.00007	99 ASBESTOS ABATEMENT-PH. VII	400,000.00	288,000.00	07/01/2006	28,000.00	8,355.00	01/01/2006	8,355.00	07/01/2006	16,710.00	44,710.00	07/01/2000	07/01/2015
A.00008	99 CONVENTION CNTR. REN.& IMP	100,000.00	64,500.00	10/01/2006	7,100.00	1,716.81	04/01/2006	1,716.81	10/01/2006	3,433.62	10,533.62	10/01/1999	10/01/2014
A.00011	99 BOTANICAL GARDENS IMPROVE.	500,000.00	360,000.00	07/01/2006	36,000.00	10,440.00	01/01/2006	10,440.00	07/01/2006	20,880.00	56,880.00	07/01/2000	07/01/2015
A.00011	99 BOTANICAL GARDENS IMPROVE.	260,000.00	200,000.00	10/01/2006	20,000.00	4,220.00	04/01/2006	4,220.00	10/01/2006	8,440.00	28,440.00	10/01/2001	10/01/2015
A.00013	99 ELLICOTT CREEK BIKE PATH	333,000.00	240,000.00	07/01/2006	24,000.00	6,960.00	01/01/2006	6,960.00	07/01/2006	13,920.00	37,920.00	07/01/2000	07/01/2015
A.00014	99 CHESTNUT RDG PRK WATERLINE	200,000.00	160,000.00	07/01/2006	10,000.00	4,528.13	01/01/2006	4,528.13	07/01/2006	9,056.26	19,056.26	07/01/2000	07/01/2020
A.00015	99 SCAJAQUADA CREEK BIKE PATH	102,000.00	74,000.00	07/01/2006	7,000.00	2,150.00	01/01/2006	2,150.00	07/01/2006	4,300.00	11,300.00	07/01/2000	07/01/2015
A.00016	00 STADIUM RENOVATIONS	2,138,640.00	1,680,360.00	10/01/2006	152,760.00	35,860.41	04/01/2006	35,860.41	10/01/2006	71,720.82	224,480.82	10/01/2001	10/01/2016
A.00017	00 CITY RIVERWALK RENOVATIONS	500,000.00	385,000.00	10/01/2006	35,000.00	8,216.25	04/01/2006	8,216.25	10/01/2006	16,432.50	51,432.50	10/01/2001	10/01/2016
A.00018	00 COURTHOUSE RENOVATIONS	712,324.00	565,000.00	07/01/2006	37,000.00	15,986.25	01/01/2006	15,986.25	07/01/2006	31,972.50	68,972.50	07/01/2000	07/01/2020
A.00018	00 COURTHOUSE RENOVATIONS	23,726,185.00	19,765,640.00	10/01/2006	1,319,240.00	438,904.83	04/01/2006	438,904.83	10/01/2006	877,809.66	2,197,049.66	10/01/2001	10/01/2020
A.00018	00 COURTHOUSE RENOVATIONS	13,408,047.71	12,830,282.58	03/15/2006	601,485.67	316,926.85	03/15/2006	304,897.11	09/15/2006	621,823.96	1,223,309.63	06/15/2003	03/15/2020
A.00018	00 COURTHOUSE RENOVATIONS	7,635,142.79	7,635,142.79	04/01/2006	425,582.65	195,995.05	04/01/2006	185,355.52	10/01/2006	381,350.57	806,933.22	08/19/2004	04/01/2018
A.00019	00 UNISYS MAINFRAME REPLACE	1,500,000.00	375,000.00	10/01/2006	375,000.00	6,000.00	04/01/2006	6,000.00	10/01/2006	12,000.00	387,000.00	10/01/2001	10/01/2006
A.00021	01 CONVENTION CENTER REN&IMP	1,000,000.00	892,827.00	09/01/2006	57,080.00	21,384.17	03/01/2006	21,384.17	09/01/2006	42,768.34	99,848.34	09/01/2002	09/01/2017
A.00022	01 GIS DIFFUSION PROJECT	100,000.00	89,282.00	09/01/2006	5,708.00	2,138.40	03/01/2006	2,138.40	09/01/2006	4,276.80	9,984.80	09/01/2002	09/01/2017
A.00023	01 FIRE ALARM SECURITY - RATH	1,000,000.00	944,611.00	09/01/2006	60,391.00	22,624.46	03/01/2006	22,624.46	09/01/2006	45,248.92	105,639.92	09/01/2002	09/01/2017
A.00024	01 BUILDING & SITE-95 FRANKLIN	1,600,000.00	1,428,523.00	09/01/2006	91,329.00	34,214.67	03/01/2006	34,214.67	09/01/2006	68,429.34	159,758.34	09/01/2002	09/01/2017
A.00025	01 CODE COMPLIANCE	1,000,000.00	892,827.00	09/01/2006	57,080.00	21,384.17	03/01/2006	21,384.17	09/01/2006	42,768.34	99,848.34	09/01/2002	09/01/2017
A.00026	01 ROOF REPLACEMENT/WATERPROF	1,500,000.00	1,339,241.00	09/01/2006	85,620.00	32,076.27	03/01/2006	32,076.27	09/01/2006	64,152.54	149,772.54	09/01/2002	09/01/2017
A.00027	01 ASBESTOS ABATEMENT	707,870.99	707,870.99	04/01/2006	39,456.71	18,171.14	04/01/2006	17,184.72	10/01/2006	35,355.86	74,812.57	08/19/2004	04/01/2018
A.00028	01 RENOVATION OF BLDG. BB	2,500,000.00	2,232,067.00	09/01/2006	142,701.00	53,460.43	03/01/2006	53,460.43	09/01/2006	106,920.86	249,621.86	09/01/2002	09/01/2017
A.00029	01 COMPREHENSIVE PLANNING	275,000.00	245,528.00	09/01/2006	15,697.00	5,880.67	03/01/2006	5,880.67	09/01/2006	11,761.34	27,458.34	09/01/2002	09/01/2017
A.00030	01 EMERY PARK WATER LINES	50,000.00	464,000.00	09/01/2006	2,854.00	1,069.23	03/01/2006	1,069.23	09/01/2006	2,138.46	4,992.46	09/01/2002	09/01/2017
A.00031	01 CHESTNUT RIDGE WATER LINES	500,000.00	446,414.00	09/01/2006	28,540.00	10,692.10	03/01/2006	10,692.10	09/01/2006	21,384.20	49,924.20	09/01/2002	09/01/2017
A.00032	01 BOTANICAL GARDENS IMPROVE.	1,350,000.00	1,205,317.00	09/01/2006	77,058.00	28,868.65	03/01/2006	28,868.65	09/01/2006	57,737.30	134,795.30	09/01/2002	09/01/2017
A.00033	01 URBAN BROWNFIELD DEVELOP.	300,000.00	267,848.00	09/01/2006	17,124.00	6,415.24	03/01/2006	6,415.24	09/01/2006	12,830.48	29,954.48	09/01/2002	09/01/2017
A.00035	01 TICOR BUILDING PURCHASE	1,393,000.00	1,243,708.00	09/01/2006	79,513.00	29,788.16	03/01/2006	29,788.16	09/01/2006	59,576.32	139,089.32	09/01/2002	09/01/2017
A.00036	01 ADD'N - FIRE TRAINING ACAD	1,350,000.00	1,205,317.00	09/01/2006	77,058.00	28,868.65	03/01/2006	28,868.65	09/01/2006	57,737.30	134,795.30	09/01/2002	09/01/2017
A.00037	01 ENTERPRISE RESOURCE PLAN.	10,725,927.60	10,263,737.51	03/15/2006	481,165.64	253,529.40	03/15/2006	243,906.08	09/15/2006	497,435.48	978,601.12	06/15/2003	03/15/2020
A.00038	01 COMPUTER & TECH. HARDWARE	3,000,000.00	2,678,481.00	09/01/2006	171,241.00	64,152.52	03/01/2006	64,152.52	09/01/2006	128,305.04	299,546.04	09/01/2002	09/01/2017
A.00039	02 RENOVATIONS TO R WILSON ST	1,000,000.00	892,827.00	09/01/2006	57,080.00	21,384.17	03/01/2006	21,384.17	09/01/2006	42,768.34	99,848.34	09/01/2002	09/01/2017
A.00039	02 RENOVATIONS TO R WILSON ST	1,161,975.49	1,111,904.90	03/15/2006	52,126.28	27,465.68	03/15/2006	26,423.16	09/15/2006	53,888.84	106,015.12	06/15/2003	03/15/2020
A.00040	02 EXISTING CONV CTR REN&IMP	1,787,654.60	1,710,622.92	03/15/2006	80,194.27	42,254.90	03/15/2006	40,651.01	09/15/2006	82,905.91	163,100.18	06/15/2003	03/15/2020
A.00041	02 IMPROVE TO VAR RDS & BRIDGES	850,000.00	758,903.00	09/01/2006	48,518.00	18,176.55	03/01/2006	18,176.55	09/01/2006	36,353.10	84,871.10	09/01/2002	09/01/2017
A.00042	02 IMPROV TO VAR CNTY BLDGS	2,800,000.00	2,499,915.00	09/01/2006	159,825.00	59,875.68	03/01/2006	59,875.68	09/01/2006	119,751.36	279,576.36	09/01/2002	09/01/2017
A.00043	02 RATH PARKING GARAGE	134,074.09	128,296.71	03/15/2006	6,014.57	3,169.12	03/15/2006	3,048.83	09/15/2006	6,217.95	12,232.52	06/15/2003	03/15/2020
A.00044	02 EXT BLDG&ENV REHAB PHASE 1	893,827.30	855,311.46	03/15/2006	40,097.14	21,127.45	03/15/2006	20,325.51	09/15/2006	41,452.96	81,550.10	06/15/2003	03/15/2020
A.00045	02 EXIST ER CO CORR FAC-BR RE	89,382.73	85,531.15	03/15/2006	4,009.71	2,112.75	03/15/2006	2,032.55	09/15/2006	4,145.30	8,155.01	06/15/2003	03/15/2020
A.00047	02 CODE COMPLIANCE & RECON. (SFG 410-	707,870.99	707,870.99	04/01/2006	39,456.71	18,171.14	04/01/2006	17,184.72	10/01/2006	35,355.86	74,812.57	08/19/2004	04/01/2018
A.00048	02 INDOOR AIR QUALITY	111,728.41	106,913.93	03/15/2006	5,012.14	2,640.93	03/15/2006	2,540.69	09/15/2006	5,181.62	10,193.76	06/15/2003	03/15/2020
A.00049	02 ENERGY CONSERVATION MEAS.	166,557.88	166,557.88	04/01/2006	9,283.93	4,275.58	04/01/2006	4,043.46	10/01/2006	8,319.02	17,602.95	08/19/2004	04/01/2018
A.00050	02 RF REPLAC&WTRPRF-VAR BLDGS	893,827.30	855,311.46	03/15/2006	40,097.14	21,127.45	03/15/2006	20,325.51	09/15/2006	41,452.96	81,550.10	06/15/2003	03/15/2020
A.00053	02 PARKS BLDG CONST & REHAB	223,456.82	213,827.86	03/15/2006	10,024.28	5,281.86	03/15/2006	5,081.38	09/15/2006	10,363.24	20,387.52	06/15/2003	03/15/2020
A.00054	02 IMPR TO VAR COUNTY PARKS	250,000.00	223,206.00	09/01/2006	14,270.00	5,346.03	03/01/2006	5,346.03	09/01/2006	10,692.06	24,962.06	09/01/2002	09/01/2017
A.00055	02 PARKS EQUIPMENT	2,000,000.00	1,785,654.00	09/01/2006	114,161.00	42,768.35	03/01/2006	42,768.35	09/01/2006	85,536.70	199,697.70	09/01/2002	09/01/2017
A.00056	02 PARKS - ROADWAYS	178,765.46	171,062.29	03/15/2006	8,019.43	4,225.49	03/15/2006	4,065.10	09/15/2006	8,290.59	16,310.02	06/15/2003	03/15/2020
A.00057	02 BOT GRDN DOME & MISC RECON	462,660.78	462,660.78	04/01/2006	25,788.70	11,876.56	04/01/2006	11,231.84	10/01/2006	23,108.40	48,897.10	08/19/2004	04/01/2018
A.00058	02 ERIE CO REGIONAL MSTR PLAN	223,456.82	213,827.86	03/15/2006	10,024.28	5,281.86	03/15/2006	5,081.38	09/15/2006	10,363.24	20,387.52	06/15/2003	03/15/2020
A.00059	02 ER CO REG PUB SAF CAMP STU	500,000.00	446,414.00	09/01/2006	28,540.00	10,692.10	03/01/2006	10,692.10	09/01/2006	21,384.20	49,924.20	09/01/2002	09/01/2017
A.00059	02 ER CO REG PUB SAF CAMP STU	2,234,568.25	2,138,278.65	03/15/2006	100,242.84	52,818.62	03/15/2006	50,813.77	09/15/2006	103,632.39	203,875.23	06/15/2003	03/15/2020

**COUNTY OF ERIE DEBT SERVICE
ERIE COUNTY GENERAL 2006**

PROJECT NUMBER	PROJECT TITLE	ORIGINAL BORROWING	PRINCIPAL OUTSTANDING	DUE DATE	PRINCIPAL DUE	INTEREST DUE	DUE DATE	INTEREST DUE	DUE DATE	TOTAL INT DUE	TOTAL DEBT SERVICE	DATE ISSUED	MATURITY DATE
A.00060	02 COMO PARK LAKE RECONSTRUCT	446,913.65	427,655.73	03/15/2006	20,048.57	10,563.72	03/15/2006	10,162.75	09/15/2006	20,726.47	40,775.04	06/15/2003	03/15/2020
A.00061	02 CENTRAL POLICE SVCS FACIL.	13,407,409.50	12,829,671.88	03/15/2006	601,457.05	316,911.74	03/15/2006	304,882.60	09/15/2006	621,794.34	1,223,251.39	06/15/2003	03/15/2020
A.00061	02 CENTRAL POLICE SVCS FACIL.	5,727,740.45	5,727,740.45	04/01/2006	319,264.09	147,031.81	04/01/2006	139,050.21	10/01/2006	286,082.02	605,346.11	08/19/2004	04/01/2018
A.00062	02 SHERIFF'S DEPT. HELICOPTER	2,010,217.60	1,923,595.47	03/15/2006	90,178.46	47,515.63	03/15/2006	45,712.06	09/15/2006	93,227.69	183,406.15	06/15/2003	03/15/2020
A.00063	02 RATH BLDG ENERGY CONSERVAT	1,387,982.34	1,387,982.34	04/01/2006	77,366.10	35,629.68	04/01/2006	33,695.53	10/01/2006	69,325.21	146,691.31	08/19/2004	04/01/2018
A.00064	03 ERIE CANAL HARBOR IMPROVE	1,573,046.65	1,573,046.65	04/01/2006	87,681.58	40,380.30	04/01/2006	38,188.26	10/01/2006	78,568.56	166,250.14	08/19/2004	04/01/2018
A.00065	03 IMPROVEMENTS TO VAR BLDGS	1,340,740.95	1,267,027.60	03/15/2006	60,145.71	31,274.48	03/15/2006	30,071.57	09/15/2006	61,346.05	121,491.76	06/15/2003	03/15/2020
A.00067	03 FIRE ALRM & SEC SYS RATH	879,055.48	879,055.48	04/01/2006	48,998.53	22,565.46	04/01/2006	21,340.50	10/01/2006	43,905.96	92,904.49	08/19/2004	04/01/2018
A.00070	03 RF RPLMNT & WTRPRF BLDG EN	1,430,000.00	1,430,000.00	01/15/2006	120,000.00	29,245.00	01/15/2006	27,445.00	07/15/2006	56,690.00	176,690.00	01/15/2004	01/15/2015
A.00073	03 EXT BLDG&ENV REHAB-PHASE 2	277,596.47	277,596.47	04/01/2006	15,473.22	7,125.94	04/01/2006	6,739.11	10/01/2006	13,865.05	29,338.27	08/19/2004	04/01/2018
A.00075	03 EXISTING E C CORR FAC IMP	462,660.78	462,660.78	04/01/2006	25,788.70	11,876.56	04/01/2006	11,231.84	10/01/2006	23,108.40	48,897.10	08/19/2004	04/01/2018
A.00077	03 RENOV TO RALPH WILSON STAD	2,287,500.00	2,287,500.00	01/15/2006	192,500.00	46,780.00	01/15/2006	43,892.50	07/15/2006	90,672.50	283,172.50	01/15/2004	01/15/2015
A.00078	03 EXISTING CONV CTR REN&IMP	1,430,000.00	1,430,000.00	01/15/2006	120,000.00	29,245.00	01/15/2006	27,445.00	07/15/2006	56,690.00	176,690.00	01/15/2004	01/15/2015
A.00080	03 BOT GRDN MSTR PLAN RECON	555,192.94	555,192.94	04/01/2006	30,946.44	14,251.87	04/01/2006	13,478.21	10/01/2006	27,730.08	58,676.52	08/19/2004	04/01/2018
A.00084	03 HAZMAT RESPONSE ORG BLDG	180,437.70	180,437.70	04/01/2006	10,057.59	4,631.86	04/01/2006	4,380.42	10/01/2006	9,012.28	19,069.87	08/19/2004	04/01/2018
A.00086	03 LOBBY SECURITY IMPROVEMENT	286,849.68	286,849.68	04/01/2006	15,988.99	7,363.47	04/01/2006	6,963.74	10/01/2006	14,327.21	30,316.20	08/19/2004	04/01/2018
A.00087	03 CORR FAC LOCK REPLACEMENT	370,128.62	370,128.62	04/01/2006	20,630.96	9,501.25	04/01/2006	8,985.47	10/01/2006	18,486.72	39,117.68	08/19/2004	04/01/2018
A.00090	03 WIRELESS INFRASTRUCT IMP	620,391.09	620,391.09	04/01/2006	34,580.58	15,925.52	04/01/2006	15,061.00	10/01/2006	30,986.52	65,567.10	08/19/2004	04/01/2018
A.00091	03 UPGRADE OF VOICE NETWORK	1,573,046.65	1,573,046.65	04/01/2006	87,681.58	40,380.30	04/01/2006	38,188.26	10/01/2006	78,568.56	166,250.14	08/19/2004	04/01/2018
A.00092	03 NETWORK & SERVER UPGRADE	1,484,262.80	1,420,304.55	03/15/2006	66,584.10	35,083.61	03/15/2006	33,751.93	09/15/2006	68,835.54	135,419.64	06/15/2003	03/15/2020
A.00093	03 PARKS BLDG CONST & REHAB	462,660.78	462,660.78	04/01/2006	25,788.70	11,876.56	04/01/2006	11,231.84	10/01/2006	23,108.40	48,897.10	08/19/2004	04/01/2018
A.00094	03 GROVER CLEVELAND WTR LINES	231,330.39	231,330.39	04/01/2006	12,894.35	5,938.28	04/01/2006	5,615.92	10/01/2006	11,554.20	24,448.55	08/19/2004	04/01/2018
A.00096	03 EMERY PRK WTR LINE-PHASE 3	152,678.06	152,678.06	04/01/2006	8,510.27	3,919.26	04/01/2006	3,706.51	10/01/2006	7,625.77	16,136.04	08/19/2004	04/01/2018
A.00097	03 PARKS EQUIPMENT (CNTYWIDE)	300,500.00	300,500.00	01/15/2006	25,500.00	6,137.50	01/15/2006	5,755.00	07/15/2006	11,892.50	37,392.50	01/15/2004	01/15/2015
A.00097	03 PARKS EQUIPMENT (CNTYWIDE)	1,606,000.00	1,606,000.00	01/15/2006	135,000.00	32,843.75	01/15/2006	30,818.75	07/15/2006	63,662.50	198,662.50	01/15/2004	01/15/2015
A.00098	03 PARKS ROADWAYS (CNTYWIDE)	185,064.31	185,064.31	04/01/2006	10,315.48	4,750.62	04/01/2006	4,492.74	10/01/2006	9,243.36	19,558.84	08/19/2004	04/01/2018
A.00099	03 DES SHERWOOD GRNWAY BIC PATH	83,278.94	83,278.94	04/01/2006	4,641.97	2,137.78	04/01/2006	2,021.73	10/01/2006	4,159.51	8,801.48	08/19/2004	04/01/2018
A.00100	03 DESIGN-TIMES BEACH ACCESS	277,596.47	277,596.47	04/01/2006	15,473.22	7,125.94	04/01/2006	6,739.11	10/01/2006	13,865.05	29,338.27	08/19/2004	04/01/2018
A.00101	03 DIST ATTY OFF RENOVATIONS	258,500.00	258,500.00	01/15/2006	21,500.00	5,288.75	01/15/2006	4,966.25	07/15/2006	10,255.00	31,755.00	01/15/2004	01/15/2015
A.00103	02&03 URBAN BROWNFIELD DEVELOP	1,850,643.12	1,850,643.12	04/01/2006	103,154.80	47,506.24	04/01/2006	44,927.37	10/01/2006	92,433.61	195,588.41	08/19/2004	04/01/2018
A.00104	03 SHERIFF'S DEPT ENERGY IMP	3,238,625.46	3,238,625.46	04/01/2006	180,520.89	83,135.92	04/01/2006	78,622.90	10/01/2006	161,758.82	342,279.71	08/19/2004	04/01/2018
A.00106	ELMA REDEVELOPMENT PROJ	95,109.13	30,970.76	08/15/2006	7,622.27	753.77	02/15/2006	753.77	08/15/2006	1,507.54	9,129.81	10/15/1997	08/15/2009
A.00107	89 PARKS BRIDGE REPAIR	168,435.47	53,679.45	08/15/2006	14,482.31	1,303.87	02/15/2006	1,303.87	08/15/2006	2,607.74	17,090.05	10/15/1997	08/15/2009
A.00108	ROAD & PARK MAINTENANCE REPAIR	413,250.00	60,475.55	01/15/2006	30,237.81	1,848.28	01/15/2006	926.03	07/15/2006	2,774.31	33,012.12	01/15/1992	01/15/2007
A.00109	HOLDING CENTER ACCESS & SECURITY	629,047.53	39,621.96	03/15/2006	39,621.96	1,188.66	03/15/2006	0.00		1,188.66	40,810.62	01/01/1992	03/15/2006
A.00110	CONSTRUCTION STORAGE BUILDING	102,112.74	5,943.30	03/15/2006	5,943.30	178.30	03/15/2006	0.00		178.30	6,121.60	01/01/1992	03/15/2006
A.00111	CHESTNUT RIDGE CASINO - PHASE 2	92,015.15	15,405.41	03/15/2006	7,959.46	367.74	03/15/2006	178.70	09/15/2006	546.44	8,505.90	10/15/1997	03/15/2007
A.00112	COMO LAKE DREDGING (LANCASTER)	332,500.00	22,166.00	02/15/2006	22,166.00	709.31	02/15/2006	0.00		709.31	22,875.31	02/15/1991	02/15/2006
A.00113	ISLE VIEW BOAT LAUNCH RAMP	617,500.00	21,166.00	02/15/2006	21,166.00	677.31	02/15/2006	0.00		677.31	21,843.31	02/15/1991	02/15/2006
A.00113	ISLE VIEW BOAT LAUNCH RAMP	617,500.00	48,750.00	01/15/2006	48,750.00	1,486.88	01/15/2006	0.00		1,486.88	50,236.88	01/15/1992	01/15/2006
A.00114	RIVERWALK - NIAGARA VIEW	461,000.00	230,503.00	08/15/2006	32,929.00	5,927.20	02/15/2006	5,927.20	08/15/2006	11,854.40	44,783.40	10/15/1997	08/15/2012
A.00115	CODE COMPLIANCE DPW & RECON	722,000.00	105,658.51	01/15/2006	52,829.27	3,229.19	01/15/2006	1,617.90	07/15/2006	4,847.09	57,676.36	01/15/1992	01/15/2007
A.00116	ASBESTOS ABATEMENT - VARIOUS C	950,000.00	139,024.33	01/15/2006	69,512.20	4,248.93	01/15/2006	2,128.81	07/15/2006	6,377.74	75,889.94	01/15/1992	01/15/2007
A.00117	ROOF REPLACEMENT DPW COUNTYWIDE	570,000.00	83,414.60	01/15/2006	41,707.32	2,549.36	01/15/2006	1,277.29	07/15/2006	3,826.65	45,533.97	01/15/1992	01/15/2007
A.00118	COURT FACILITY IMPROVEMENTS	150,749.88	111,175.38	08/01/2006	17,705.85	2,420.45	08/01/2006	2,485.49	08/01/2006	4,905.94	22,611.79	08/01/1993	08/01/2013
A.00118	COURT FACILITY IMPROVEMENTS	174,020.31	22,221.96	08/01/2006	901.69	579.76	02/01/2006	579.76	08/01/2006	1,159.52	2,061.21	08/01/1993	08/01/2013
A.00119	RALPH WILSON STA IMPROVE & EQ	785,331.13	559,967.09	08/01/2006	108,890.82	12,339.05	02/01/2006	12,669.57	08/01/2006	25,008.62	133,899.44	08/01/1993	08/01/2013
A.00119	RALPH WILSON STA IMPROVE & EQ	961,271.25	110,250.93	08/01/2006	5,545.37	2,872.24	02/01/2006	2,872.24	08/01/2006	5,744.48	11,289.85	08/01/1993	08/01/2013
A.00121	ASBESTOS ABATEMENT PH 2 - VARIOUS CW	700,000.00	200,000.00	05/15/2006	50,000.00	5,637.50	05/15/2006	4,262.50	11/15/2006	9,900.00	59,900.00	06/15/1994	05/15/2009
A.00124	PARKING FACILITY IMPROVEMENTS - 134	500,000.00	142,860.00	05/15/2006	35,714.00	4,026.87	05/15/2006	3,044.73	11/15/2006	7,071.60	42,785.60	06/15/1994	05/15/2009
A.00125	COURT FACILITY IMPROVEMENTS - PH 2	500,000.00	142,860.00	05/15/2006	35,714.00	4,026.87	05/15/2006	3,044.73	11/15/2006	7,071.60	42,785.60	06/15/1994	05/15/2009
A.00126	HWY GARAGE RENOVATION	200,000.00	57,140.00	05/15/2006	14,286.00	1,610.63	05/15/2006	1,217.77	11/15/2006	2,828.40	17,114.40	06/15/1994	05/15/2009
A.00129	ISLE VIEW PARK EXPANSION PROJECT	390,000.00	26,000.00	02/15/2006	26,000.00	832.00	02/15/2006	0.00		832.00	26,832.00	02/15/1991	02/15/2006
A.00129	ISLE VIEW PARK EXPANSION PROJECT	35,779.88	8,129.40	08/15/2006	2,914.41	195.61	02/15/2006	195.61	08/15/2006	391.22	3,305.63	10/15/1997	08/15/2008
A.00129	ISLE VIEW PARK EXPANSION PROJECT	263,917.17	53,995.65	08/15/2006	27,440.17	1,289.04	02/15/2006	1,289.04	08/15/2006	2,578.08	30,018.25	10/15/1997	08/15/2007
A.00132	RALPH WILSON STADIUM PARKING IMPROVE	1,300,000.00	475,601.00	06/01/2006	95,123.00	12,603.41	06/01/2006	10,177.78	12/01/2006	22,781.19	117,904.19	06/01/1995	06/01/2010
A.00133	94 CODE COMPLIANCE	508,000.00	185,850.00	06/01/2006	37,170.00	4,925.03	06/01/2006	3,977.19	12/01/2006	8,902.22	46,072.22	06/01/1995	06/01/2010

**COUNTY OF ERIE DEBT SERVICE
ERIE COUNTY GENERAL 2006**

PROJECT NUMBER	PROJECT TITLE	ORIGINAL BORROWING	PRINCIPAL OUTSTANDING	DUE DATE	PRINCIPAL DUE	INTEREST DUE	DUE DATE	INTEREST DUE	DUE DATE	TOTAL INT DUE	TOTAL DEBT SERVICE	DATE ISSUED	MATURITY DATE
A.00134	FIRE TRAINING ACDMY-WTR LINE	500,000.00	267,851.00	06/01/2006	26,786.00	7,272.15	06/01/2006	6,589.10	12/01/2006	13,861.25	40,647.25	06/01/1995	06/01/2015
A.00135	LIVE FIRE TRAINING SYSTEM	200,000.00	107,137.00	06/01/2006	10,715.00	2,908.76	06/01/2006	2,635.53	12/01/2006	5,544.29	16,259.29	06/01/1995	06/01/2015
A.00136	HOLDING CENTER WINDOW REPLACEMENT	150,000.00	54,875.00	06/01/2006	10,976.00	1,454.18	06/01/2006	1,174.29	12/01/2006	2,628.47	13,604.47	06/01/1995	06/01/2010
A.00137	CONVENTION CENTER RENOVATIONS	100,000.00	36,585.00	06/01/2006	7,317.00	969.50	06/01/2006	782.92	12/01/2006	1,752.42	9,069.42	06/01/1995	06/01/2010
A.00138	HWY GARAGE RENOVATION	200,000.00	73,170.00	06/01/2006	14,634.00	1,939.01	06/01/2006	1,565.84	12/01/2006	3,504.85	18,138.85	06/01/1995	06/01/2010
A.00139	95 HWY GARAGE RENOVATIONS	400,000.00	171,432.00	02/01/2006	28,571.00	4,821.53	02/01/2006	3,964.40	08/01/2006	8,785.93	37,356.93	05/01/1996	02/01/2011
A.00140	95 HWY SALT STORAGE BLDGS	350,000.00	150,000.00	02/01/2006	25,000.00	4,218.75	02/01/2006	3,468.75	08/01/2006	7,687.50	32,687.50	05/01/1996	02/01/2011
A.00141	98 STADIUM RENOVATION	2,100,000.00	1,350,000.00	10/01/2006	150,000.00	35,906.25	04/01/2006	35,906.25	10/01/2006	71,812.50	221,812.50	10/01/1999	10/01/2014
A.00142	HEALTH NET SYSTEM	590,000.00	65,552.00	02/01/2006	65,552.00	1,966.56	02/01/2006	0.00		1,966.56	67,518.56	05/01/1996	02/01/2006
A.00143	95 RALPH WILSON STADIUM IMPROVE PH2	1,900,000.00	814,288.00	02/01/2006	135,714.00	22,901.85	02/01/2006	18,830.43	08/01/2006	41,732.28	177,446.28	05/01/1996	02/01/2011
A.00144	CORRECT FACIL & HOLDING CENTER IMP	660,000.00	282,856.00	02/01/2006	47,143.00	7,955.32	02/01/2006	6,541.03	08/01/2006	14,496.35	61,639.35	05/01/1996	02/01/2011
A.00145	CROSSROADS ARENA - BUILDING	24,460,000.00	20,305,000.00	06/15/2006	585,000.00	561,365.63	06/15/2006	546,009.37	12/15/2006	1,107,375.00	1,692,375.00	06/15/1995	06/15/2025
A.00146	95 CODE COMPLIANCE	489,577.00	209,817.00	02/01/2006	34,970.00	5,901.10	02/01/2006	4,852.00	08/01/2006	10,753.10	45,723.10	05/01/1996	02/01/2011
A.00148	ASBESTOS ABATE DPW - COUNTYWIDE	500,000.00	214,288.00	02/01/2006	35,714.00	6,026.85	02/01/2006	4,955.43	08/01/2006	10,982.28	46,696.28	05/01/1996	02/01/2011
A.00149	95 CONVENTION CENTER RENOVATION	300,000.00	128,568.00	02/01/2006	21,429.00	3,615.97	02/01/2006	2,973.10	08/01/2006	6,589.07	28,018.07	05/01/1996	02/01/2011
A.00150	Live Fire Training System II	200,000.00	85,712.00	02/01/2006	14,286.00	2,410.65	02/01/2006	1,982.07	08/01/2006	4,392.72	18,678.72	05/01/1996	02/01/2011
A.00151	ELMA MEADOWS CASINO IMPROVEMENTS	180,000.00	77,144.00	02/01/2006	12,857.00	2,169.68	02/01/2006	1,783.97	08/01/2006	3,953.65	16,810.65	05/01/1996	02/01/2011
A.00152	RECREATION EQUIP - PARKS CW	100,000.00	42,856.00	02/01/2006	7,143.00	1,205.32	02/01/2006	991.03	08/01/2006	2,196.35	9,339.35	05/01/1996	02/01/2011
A.00153	JESSE NASH CTR IMPROVEMENTS	75,000.00	32,144.00	02/01/2006	5,357.00	904.05	02/01/2006	743.34	08/01/2006	1,647.39	7,004.39	05/01/1996	02/01/2011
A.00154	CHESTNUT RIDGE PARK - WATER LINES PH 1	400,000.00	199,997.00	08/15/2006	28,571.00	5,142.78	02/15/2006	5,142.78	08/15/2006	10,285.56	38,856.56	10/15/1997	08/15/2012
A.00156	CONVENTION CENTER RENOV & IMPROVE	300,000.00	150,003.00	08/15/2006	21,429.00	3,857.22	02/15/2006	3,857.22	08/15/2006	7,714.44	29,143.44	10/15/1997	08/15/2012
A.00157	COURT FAC IMPROV	13,000,000.00	9,664,800.00	10/01/2006	671,600.00	259,532.98	04/01/2006	259,532.98	10/01/2006	519,065.96	1,190,665.96	10/01/1999	10/01/2019
A.00157	COURT FAC IMPROV	21,580,000.00	18,491,000.00	07/01/2006	771,000.00	517,596.87	01/01/2006	517,596.87	07/01/2006	1,035,193.74	1,806,193.74	07/01/2000	07/01/2029
A.00158	REHAB RICH STADIUM PH 7	2,100,000.00	1,050,838.00	08/15/2006	131,150.00	26,926.70	02/15/2006	26,926.70	08/15/2006	53,853.40	185,003.40	10/15/1997	08/15/2012
A.00159	RIVERWALK - NIAGARA VIEW SECTION	400,000.00	228,568.00	11/01/2006	28,571.00	5,328.49	05/01/2006	5,328.49	11/01/2006	10,656.98	39,227.98	11/01/1998	11/01/2013
A.00160	97 BOTANICAL GARDENS	612,000.00	349,712.00	11/01/2006	43,714.00	8,152.66	05/01/2006	8,152.66	11/01/2006	16,305.32	60,019.32	11/01/1998	11/01/2013
A.00161	EXP OF ERIE COUNTY RECORDS CENTER	119,325.00	68,184.00	11/01/2006	8,523.00	1,589.54	05/01/2006	1,589.54	11/01/2006	3,179.08	11,702.08	11/01/1998	11/01/2013
A.00162	98 TWO MILE CREEK GREENWAY	190,000.00	138,000.00	07/01/2006	13,000.00	4,005.00	01/01/2006	4,005.00	07/01/2006	8,010.00	21,010.00	07/01/2000	07/01/2015
A.00163	97 RALPH WILSON STADIUM	2,080,645.00	1,300,645.00	11/01/2006	165,000.00	30,326.99	05/01/2006	30,326.99	11/01/2006	60,653.98	225,653.98	11/01/1998	11/01/2013
A.00164	97 CODE COMPLIANCE	200,000.00	25,000.00	11/01/2006	2,500.00	4,662.50	05/01/2006	4,662.50	11/01/2006	9,325.00	34,325.00	11/01/1998	11/01/2013
A.00165	97 ASBESTOS ABATEMENT	300,000.00	150,003.00	08/15/2006	21,429.00	3,857.22	03/15/2006	3,857.22	09/15/2006	7,714.44	29,143.44	10/15/1997	08/15/2012
A.00166	YOUTH DETENTION FAC. REN & ADD	6,999,218.00	6,249,092.00	09/01/2006	399,518.00	149,672.54	03/01/2006	149,672.54	09/01/2006	299,345.08	698,863.08	09/01/2002	09/01/2017
A.00166	YOUTH DETENTION FAC. REN & ADD	7,151,317.37	6,843,160.52	03/15/2006	320,808.45	169,036.12	03/15/2006	162,619.95	09/15/2006	331,656.07	652,464.52	06/15/2003	03/15/2020
A.00172	98 BOTANICAL GARDENS IMPROVE.	1,000,000.00	643,000.00	10/01/2006	71,400.00	17,102.88	04/01/2006	17,102.88	10/01/2006	34,205.76	105,605.76	10/01/1999	10/01/2014
A.00173	98 PARKS COMFORT STATION/ SHELTER RPRS	500,000.00	285,712.00	11/01/2006	35,714.00	6,660.66	05/01/2006	6,660.66	11/01/2006	13,321.32	49,035.32	11/01/1998	11/01/2013
A.00174	98 CHESTNUT RIDGE WATER LINES PH 2	400,000.00	257,000.00	10/01/2006	28,600.00	6,834.63	04/01/2006	6,834.63	10/01/2006	13,669.26	42,269.26	10/01/1999	10/01/2014
A.00176	02 EMERY PK-WTR LINE PHASE II	462,660.78	462,660.78	04/01/2006	25,788.70	11,876.56	04/01/2006	11,231.84	10/01/2006	23,108.40	48,897.10	08/19/2004	04/01/2018
A.00177	02 ECC IMP TO RDS PRKG & WALKS	178,765.46	171,062.29	03/15/2006	8,019.43	4,225.49	03/15/2006	4,065.10	09/15/2006	8,290.59	16,310.02	06/15/2003	03/15/2020
A.00213	2003 Lakeshore Shoreline Trial - Rev.	95,308.12	95,308.12	04/01/2006	5,312.47	2,446.57	04/01/2006	2,313.76	10/01/2006	4,760.33	10,072.80	08/19/2004	04/01/2018
A.00222	04 OFFICE RENOVATIONS-E C CLRK-REVENUE	277,596.47	277,596.47	04/01/2006	15,473.22	7,125.94	04/01/2006	6,739.11	10/01/2006	13,865.05	29,338.27	08/19/2004	04/01/2018
A.00232	04 REHAB OF RALPH WILSON STADIUM-REV	1,850,643.12	1,850,643.12	04/01/2006	103,154.80	47,506.24	04/01/2006	44,927.37	10/01/2006	92,433.61	195,588.41	08/19/2004	04/01/2018
A.00234	04 BOTANICAL GRDNS MST PLAN CONST-REV	943,827.99	943,827.99	04/01/2006	52,608.95	24,228.18	04/01/2006	22,912.96	10/01/2006	47,141.14	99,750.09	08/19/2004	04/01/2018
A.00238	04 SAP FUNCTIONALITY EXPANSION-REV	3,701,286.24	3,701,286.24	04/01/2006	206,309.59	95,012.48	04/01/2006	89,854.74	10/01/2006	184,867.22	391,176.81	08/19/2004	04/01/2018
A.00239	04 PC REPLACEMENT-REV	2,775,964.68	2,775,964.68	04/01/2006	154,732.19	71,259.36	04/01/2006	67,391.05	10/01/2006	138,650.41	293,382.60	08/19/2004	04/01/2018
A.00240	04 ENTERPRISE TECH INFRA IMPLEMENT-REV	925,321.56	925,321.56	04/01/2006	51,577.40	23,753.12	04/01/2006	22,463.68	10/01/2006	46,216.80	97,794.20	08/19/2004	04/01/2018
A.00241	04 COMPUTER INTRUSION AVOIDANCE-REV	1,850,643.12	1,850,643.12	04/01/2006	103,154.80	47,506.24	04/01/2006	44,927.37	10/01/2006	92,433.61	195,588.41	08/19/2004	04/01/2018
A.00243	04 GROVER CLEVELAND WTR LINES-PH III-REV	277,596.47	277,596.47	04/01/2006	15,473.22	7,125.94	04/01/2006	6,739.11	10/01/2006	13,865.05	29,338.27	08/19/2004	04/01/2018
A.00246	04 REGISTRAR SYSTEM REPLACEMENT-REV	462,660.78	462,660.78	04/01/2006	25,788.70	11,876.56	04/01/2006	11,231.84	10/01/2006	23,108.40	48,897.10	08/19/2004	04/01/2018
A.00250	04 TOW PATH PARK-PHASE II-REV	486,719.14	486,719.14	04/01/2006	27,129.71	12,494.14	04/01/2006	11,815.90	10/01/2006	24,310.04	51,439.75	08/19/2004	04/01/2018
A.00251	STRM WTR OUTFALL MAP/GIS ENHANCE-REV	101,045.11	101,045.11	04/01/2006	5,632.25	2,593.84	04/01/2006	2,453.03	10/01/2006	5,046.87	10,679.12	08/19/2004	04/01/2018
A.00253	04 MAINFRAME APP/DATA MIGRATION-REV	1,619,312.73	1,619,312.73	04/01/2006	90,260.45	41,567.96	04/01/2006	39,311.45	10/01/2006	80,879.41	171,139.86	08/19/2004	04/01/2018
A.00256	PENSION BONDS - GENERAL 2000 EARLY	1,950,105.00	1,300,837.00	12/15/2006	650,418.00	21,138.60	06/15/2006	21,138.60	12/15/2006	42,277.20	692,695.20	12/30/2003	12/15/2007
A.00256	PENSION BONDS - DSS 2000 EARLY	1,207,317.00	804,878.00	12/15/2006	402,439.00	13,079.27	06/15/2006	13,079.27	12/15/2006	26,158.54	428,597.54	12/30/2003	12/15/2007
A.00256	PENSION BONDS - HOME 2000 EARLY	238,077.00	158,718.00	12/15/2006	79,359.00	2,579.17	06/15/2006	2,579.17	12/15/2006	5,158.34	84,517.34	12/30/2003	12/15/2007
A.00256	PENSION BONDS - ECMC 2000 EARLY	1,302,972.00	868,648.00	12/15/2006	434,324.00	14,115.53	06/15/2006	14,115.53	12/15/2006	28,231.06	462,555.06	12/30/2003	12/15/2007
A.00256	PENSION BONDS - ROAD 2000 EARLY	216,306.00	137,537.00	12/15/2006	238,769.00	7,759.98	06/15/2006	7,759.98	12/15/2006	15,519.96	254,288.96	12/30/2003	12/15/2007
A.00256	PENSION BONDS - GENERAL 2002 EARLY	6,550,129.00	4,911,738.00	12/15/2006	1,637,244.00	85,955.39	06/15/2006	85,955.39	12/15/2006	171,910.78	1,809,154.78	12/30/2003	12/15/2007

**COUNTY OF ERIE DEBT SERVICE
ERIE COUNTY GENERAL 2006**

PROJECT NUMBER	PROJECT TITLE	ORIGINAL BORROWING	PRINCIPAL OUTSTANDING	DUE DATE	PRINCIPAL DUE	INTEREST DUE	DUE DATE	INTEREST DUE	DUE DATE	TOTAL INT DUE	TOTAL DEBT SERVICE	DATE ISSUED	MATURITY DATE
A.00256	PENSION BONDS - DSS 2002 EARLY	2,652,085.00	1,989,063.00	12/15/2006	663,021.00	34,808.60	06/15/2006	34,808.60	12/15/2006	69,617.20	732,638.20	12/30/2003	12/15/2007
A.00256	PENSION BONDS - ROAD 2002 EARLY	750,024.00	562,518.00	12/15/2006	187,506.00	9,844.07	06/15/2006	9,844.07	12/15/2006	19,688.14	207,194.14	12/30/2003	12/15/2007
A.00256	PENSION BONDS - LIBRARY 2002 EARLY	662,750.00	497,062.00	12/15/2006	165,688.00	8,698.58	06/15/2006	8,698.58	12/15/2006	17,397.16	183,085.16	12/30/2003	12/15/2007
A.00256	PENSION BONDS - CONTRACT LIBRARY 2002 EARLY	167,176.00	125,382.00	12/15/2006	41,794.00	2,194.19	06/15/2006	2,194.19	12/15/2006	4,388.38	46,182.38	12/30/2003	12/15/2007
A.00256	PENSION BONDS - ECC - 2002 EARLY	642,108.00	481,581.00	12/15/2006	180,527.00	8,427.67	06/15/2006	8,427.67	12/15/2006	16,855.34	177,382.34	12/30/2003	12/15/2007
B.00001	97 UNANTICIPATED ROAD RECON - FED AID	350,000.00	200,000.00	11/01/2006	25,000.00	4,662.50	05/01/2006	4,662.50	11/01/2006	9,325.00	34,325.00	11/01/1998	11/01/2013
B.00002	97 UNANTICIPATED BRIDGE RECON - FED AID	50,000.00	28,568.00	11/01/2006	3,571.00	665.99	05/01/2006	665.99	11/01/2006	1,331.98	4,902.98	11/01/1998	11/01/2013
B.00003	98 UNANTICIPATED ROAD RECON - FED AID	180,000.00	102,856.00	11/01/2006	12,857.00	2,397.83	05/01/2006	2,397.83	11/01/2006	4,795.66	17,652.66	11/01/1998	11/01/2013
B.00005	98 ROAD RECONSTRUCTION - FED AID	164,000.00	105,500.00	10/01/2006	11,700.00	2,806.44	04/01/2006	2,806.44	10/01/2006	5,612.88	17,312.88	10/01/1999	10/01/2014
B.00006	98 BRIDGE RECONSTRUCTION-FED	302,400.00	194,400.00	10/01/2006	21,600.00	5,170.50	04/01/2006	5,170.50	10/01/2006	10,341.00	31,941.00	10/01/1999	10/01/2014
B.00008	99 FED AID VAR ROAD CONSTRUCTION	443,200.00	320,000.00	07/01/2006	32,000.00	9,280.00	01/01/2006	9,280.00	07/01/2006	18,560.00	50,560.00	07/01/2000	07/01/2015
B.00009	99 FED AID VAR BRIDGE CONSTRUCTION	603,800.00	480,000.00	07/01/2006	32,000.00	13,580.00	01/01/2006	13,580.00	07/01/2006	27,160.00	59,160.00	07/01/2000	07/01/2020
B.00010	99 SWEETHOME RD RECONSTRUCTION	1,000,000.00	643,000.00	10/01/2006	71,400.00	17,102.88	04/01/2006	17,102.88	10/01/2006	34,205.76	105,605.76	10/01/1999	10/01/2014
B.00011	00 RD & BRDG DESIGN - FED AID	440,925.00	110,000.00	10/01/2006	110,000.00	1,760.00	04/01/2006	1,760.00	10/01/2006	3,520.00	113,520.00	10/01/2001	10/01/2006
B.00012	00 BRIDGE RECONSTRUCTION - FED AID	55,100.00	45,000.00	10/01/2006	3,000.00	999.38	04/01/2006	999.38	10/01/2006	1,998.76	4,998.76	10/01/2001	10/01/2020
B.00012	00 BRIDGE RECONSTRUCTION - FED AID	84,150.00	69,000.00	10/01/2006	5,000.00	1,520.38	04/01/2006	1,520.38	10/01/2006	3,040.76	8,040.76	10/01/2001	10/01/2020
B.00013	00 CAPITAL OVERLAY PROGRAM	2,600,000.00	1,860,000.00	07/01/2006	185,000.00	53,950.00	01/01/2006	53,950.00	07/01/2006	107,900.00	292,900.00	07/01/2000	07/01/2015
B.00017	01 HIGHWAY RECONSTRUCTION	4,354,782.00	3,888,068.00	09/01/2006	248,572.00	93,123.45	03/01/2006	93,123.45	09/01/2006	186,246.90	434,818.90	09/01/2002	09/01/2017
B.00024	01 CAPITAL OVERLAY	4,700,000.00	4,196,288.00	09/01/2006	268,277.00	100,505.65	03/01/2006	100,505.65	09/01/2006	201,011.30	469,288.30	09/01/2002	09/01/2017
B.00025	01 VARIOUS INTERSECTIONS	100,000.00	89,282.00	09/01/2006	5,708.00	2,138.40	03/01/2006	2,138.40	09/01/2006	4,276.80	9,984.80	09/01/2002	09/01/2017
B.00026	01 HIGHWAY SAFETY ENHANCEMENT	2,750,000.00	2,455,275.00	09/01/2006	156,971.00	58,806.50	03/01/2006	58,806.50	09/01/2006	117,613.00	274,584.00	09/01/2002	09/01/2017
B.00027	01 PAVEMENT LIFE ENHANCEMENTS	2,250,000.00	2,008,861.00	09/01/2006	128,431.00	48,114.40	03/01/2006	48,114.40	09/01/2006	96,228.80	224,659.80	09/01/2002	09/01/2017
B.00028	01 VAR ROAD DESIGN (NON-FED)	1,179,852.04	1,129,011.13	03/15/2006	52,928.22	27,888.23	03/15/2006	26,829.67	09/15/2006	54,717.90	107,646.12	06/15/2003	03/15/2020
B.00029	01 DICK ROAD CULVERT	270,382.76	258,731.72	03/15/2006	12,129.38	6,391.05	03/15/2006	6,148.47	09/15/2006	12,539.52	24,668.90	06/15/2003	03/15/2020
B.00030	01 SALT ROAD CULVERT	178,765.46	171,062.29	03/15/2006	8,019.43	4,225.49	03/15/2006	4,065.10	09/15/2006	8,290.59	16,310.02	06/15/2003	03/15/2020
B.00032	01 DPW HIGHWAY EQUIPMENT	4,000,000.00	3,135,000.00	10/01/2006	285,000.00	66,903.75	04/01/2006	66,903.75	10/01/2006	133,807.50	418,807.50	10/01/2001	10/01/2016
B.00032	01 DPW HIGHWAY EQUIPMENT	4,000,000.00	3,571,308.00	09/01/2006	228,321.00	85,536.70	03/01/2006	85,536.70	09/01/2006	171,073.40	399,394.40	09/01/2002	09/01/2017
B.00032	01 DPW HIGHWAY EQUIPMENT	1,787,654.60	1,710,622.92	03/15/2006	80,194.27	42,254.90	03/15/2006	40,651.01	09/15/2006	82,905.91	163,100.18	06/15/2003	03/15/2020
B.00033	01 SENECA ST.& VAR.INTER.RECON	750,000.00	669,620.00	09/01/2006	42,810.00	16,038.13	03/01/2006	16,038.13	09/01/2006	32,076.26	74,886.26	09/01/2002	09/01/2017
B.00034	02 CAPITAL OVERLAY PROG - EC ROAD FUND	6,000,000.00	5,356,962.00	09/01/2006	342,482.00	128,305.05	03/01/2006	128,305.05	09/01/2006	256,610.10	599,092.10	09/01/2002	09/01/2017
B.00034	02 CAPITAL OVERLAY PROG - EC ROAD FUND	4,737,284.69	4,533,150.73	03/15/2006	212,514.82	111,975.48	03/15/2006	107,725.19	09/15/2006	219,700.67	432,215.49	06/15/2003	03/15/2020
B.00035	02 HIGHWAY SAFETY ENHANCEMENT	1,117,284.12	1,069,139.32	03/15/2006	50,121.42	26,409.31	03/15/2006	25,406.88	09/15/2006	51,816.19	101,937.61	06/15/2003	03/15/2020
B.00036	02 HGHWY&DPW FUEL TNK ENV UPG	370,128.62	370,128.62	04/01/2006	20,630.96	9,501.25	04/01/2006	8,985.47	10/01/2006	18,486.72	39,117.68	08/19/2004	04/01/2018
B.00037	02 PAVEMENT LIFE ENHANCEMENTS	893,827.30	855,311.46	03/15/2006	40,097.14	21,127.45	03/15/2006	20,325.51	09/15/2006	41,452.96	81,550.10	06/15/2003	03/15/2020
B.00038	02 BRIDGE RECONSTRUCTION PROG	2,145,185.52	2,052,747.50	03/15/2006	96,233.13	50,705.88	03/15/2006	48,781.22	09/15/2006	99,487.10	195,720.23	06/15/2003	03/15/2020
B.00039	02 CULVERT RECON-VAR LOCATION	446,913.65	427,655.73	03/15/2006	20,048.57	10,563.72	03/15/2006	10,162.75	09/15/2006	20,726.47	40,775.04	06/15/2003	03/15/2020
B.00040	02 CULVERT INSP,LOAD RTNG&DES	446,913.65	427,655.73	03/15/2006	20,048.57	10,563.72	03/15/2006	10,162.75	09/15/2006	20,726.47	40,775.04	06/15/2003	03/15/2020
B.00051	02 HWY RECONSTR.PROG.(CNTYWD)	5,362,963.80	5,131,868.75	03/15/2006	240,582.82	126,764.70	03/15/2006	121,953.04	09/15/2006	248,717.74	489,300.56	06/15/2003	03/15/2020
B.00052	01 INTERSECTION IMPROVE WILLIAM/AURORA	650,000.00	580,339.00	09/01/2006	37,104.00	13,899.72	03/01/2006	13,899.72	09/01/2006	27,799.44	64,903.44	09/01/2002	09/01/2017
B.00053	03 CAP RD RECON-VAR LOCATIONS	2,235,000.00	2,235,000.00	01/15/2006	187,000.00	45,706.25	01/15/2006	42,901.25	07/15/2006	88,607.50	275,607.50	01/15/2004	01/15/2015
B.00054	03 HIGHWAY SAFETY ENHANCEMENT	953,500.00	953,500.00	01/15/2006	79,500.00	19,492.50	01/15/2006	18,300.00	07/15/2006	37,792.50	117,292.50	01/15/2004	01/15/2015
B.00055	03 PAVEMENT LIFE ENHANCEMENTS	925,321.56	925,321.56	04/01/2006	51,577.40	23,753.12	04/01/2006	22,463.68	10/01/2006	46,216.80	97,794.20	08/19/2004	04/01/2018
B.00057	03 HGHWY&DPW FUEL TANK UPGRADE	370,128.62	370,128.62	04/01/2006	20,630.96	9,501.25	04/01/2006	8,985.47	10/01/2006	18,486.72	39,117.68	08/19/2004	04/01/2018
B.00058	03 BRIDGE DESIGN (COUNTYWIDE)	5,875,791.90	5,875,791.90	04/01/2006	327,516.48	150,832.31	04/01/2006	142,644.40	10/01/2006	293,476.71	620,993.19	08/19/2004	04/01/2018
B.00059	03 CULVERT DES-VAR LOCATIONS	601,459.01	601,459.01	04/01/2006	33,525.31	15,439.53	04/01/2006	14,601.39	10/01/2006	30,040.92	63,566.23	08/19/2004	04/01/2018
B.00060	2003 CAPITAL OVERLAY PROGRAM	6,675,000.00	6,675,000.00	01/15/2006	560,000.00	136,530.00	01/15/2006	128,130.00	07/15/2006	264,660.00	824,660.00	01/15/2004	01/15/2015
B.00060	2003 CAPITAL OVERLAY PROGRAM	892,935.30	892,935.30	04/01/2006	49,772.19	22,921.76	04/01/2006	21,677.46	10/01/2006	44,599.22	94,371.41	08/19/2004	04/01/2018
B.00062	PURCHASE PERMANENT RIGHTS TO L	18,839.71	12,768.89	08/01/2006	3,541.15	281.88	02/01/2006	289.41	08/01/2006	571.29	4,112.44	08/01/1993	08/01/2013
B.00062	PURCHASE PERMANENT RIGHTS TO L	25,248.46	2,388.79	09/01/2006	180.34	62.24	02/01/2006	62.24	08/01/2006	124.48	304.82	08/01/1993	08/01/2013
B.00063	84 RECONSTRUCTION OF COUNTY RDS	200,000.00	15,789.47	01/15/2006	15,789.47	481.58	01/15/2006	0.00		481.58	16,271.05	01/15/1992	01/15/2006
B.00063	84 RECONSTRUCTION OF COUNTY RDS	130,955.00	62,517.51	08/01/2006	17,705.85	1,454.21	02/01/2006	1,492.80	08/01/2006	2,947.01	20,652.86	08/01/1993	08/01/2010
B.00063	84 RECONSTRUCTION OF COUNTY RDS	273,866.18	10,769.49	08/01/2006	901.69	279.13	02/01/2006	279.13	08/01/2006	558.26	1,459.95	08/01/1993	08/01/2010
B.00064	RECONSTRUCTION OF COUNTY BRIDGES	100,000.00	6,666.00	02/15/2006	6,666.00	213.31	02/15/2006	0.00		213.31	6,879.31	02/15/1991	02/15/2006
B.00064	RECONSTRUCTION OF COUNTY BRIDGES	2,598,851.14	164,092.51	03/15/2006	164,092.51	4,922.76	03/15/2006	0.00		4,922.76	169,015.27	01/01/1992	03/15/2006
B.00064	RECONSTRUCTION OF COUNTY BRIDGES	10,078.33	4,007.51	08/01/2006	1,770.57	94.50	02/01/2006	96.99	08/01/2006	191.49	1,962.06	08/01/1993	08/01/2010
B.00064	RECONSTRUCTION OF COUNTY BRIDGES	26,442.37	582.70	08/01/2006	90.17	15.06	02/01/2006	15.06	08/01/2006	30.12	120.29	08/01/1993	08/01/2010
B.00065	87 RECONSTRUCTION OF COUNTY RDS	1,100,000.00	73,334.00	02/15/2006	73,334.00	2,346.69	02/15/2006	0.00		2,346.69	75,680.69	02/15/1991	02/15/2006

**COUNTY OF ERIE DEBT SERVICE
ERIE COUNTY GENERAL 2006**

PROJECT NUMBER	PROJECT TITLE	ORIGINAL BORROWING	PRINCIPAL OUTSTANDING	DUE DATE	PRINCIPAL DUE	INTEREST DUE	DUE DATE	INTEREST DUE	DUE DATE	TOTAL INT DUE	TOTAL DEBT SERVICE	DATE ISSUED	MATURITY DATE
B.00065	87 RECONSTRUCTION OF COUNTY RDS	37,266.19	3,495.92	08/01/2006	1,770.57	84.91	02/01/2006	87.14	08/01/2006	172.05	1,942.62	08/01/1993	08/01/2007
B.00065	87 RECONSTRUCTION OF COUNTY RDS	135,623.49	259.32	08/01/2006	90.17	6.57	02/01/2006	6.57	08/01/2006	13.14	103.31	08/01/1993	08/01/2007
B.00065	87 RECONSTRUCTION OF COUNTY RDS	615,297.41	97,702.70	03/15/2006	50,479.73	2,332.24	03/15/2006	1,133.35	09/15/2006	3,465.59	53,945.32	10/15/1997	03/15/2007
B.00067	88 RECONSTRUCTION OF COUNTY RDS	1,250,000.00	83,334.00	02/15/2006	83,334.00	2,666.69	02/15/2006	0.00		2,666.69	86,000.69	02/15/1991	02/15/2006
B.00067	88 RECONSTRUCTION OF COUNTY RDS	49,261.26	23,326.80	08/01/2006	8,852.89	558.06	02/01/2006	572.77	08/01/2006	1,130.83	9,983.72	08/01/1993	08/01/2008
B.00067	88 RECONSTRUCTION OF COUNTY RDS	106,042.93	3,643.76	08/01/2006	450.84	93.86	02/01/2006	93.86	08/01/2006	187.72	638.56	08/01/1993	08/01/2008
B.00067	88 RECONSTRUCTION OF COUNTY RDS	110,091.95	25,013.55	08/15/2006	8,967.42	601.89	02/15/2006	601.89	08/15/2006	1,203.78	10,171.20	10/15/1997	08/15/2008
B.00067	88 RECONSTRUCTION OF COUNTY RDS	655,981.26	177,466.15	08/15/2006	60,978.15	4,272.68	02/15/2006	4,272.68	08/15/2006	8,545.36	69,523.51	10/15/1997	08/15/2008
B.00068	89 RECONSTRUCTION OF COUNTY BRIDGES	1,350,000.00	100,000.00	02/15/2006	100,000.00	3,200.00	02/15/2006	0.00		3,200.00	103,200.00	02/15/1991	02/15/2006
B.00068	89 RECONSTRUCTION OF COUNTY BRIDGES	61,628.81	15,907.16	08/01/2006	5,311.74	375.34	02/01/2006	385.27	08/01/2006	760.61	6,072.35	08/01/1993	08/01/2009
B.00068	89 RECONSTRUCTION OF COUNTY BRIDGES	169,199.73	2,401.38	08/01/2006	270.51	62.08	02/01/2006	62.08	08/01/2006	124.16	394.67	08/01/1993	08/01/2009
B.00068	89 RECONSTRUCTION OF COUNTY BRIDGES	764,953.82	242,194.70	08/15/2006	67,025.15	5,884.77	02/15/2006	5,884.77	08/15/2006	11,769.54	78,794.69	10/15/1997	08/15/2009
B.00069	90 ROAD IMPROVEMENT PROGRAM	59,641.82	15,418.83	08/01/2006	8,852.89	372.95	02/01/2006	382.73	08/01/2006	755.68	9,608.57	08/01/1993	08/01/2008
B.00069	90 ROAD IMPROVEMENT PROGRAM	179,422.64	1,804.13	08/01/2006	450.84	46.25	02/01/2006	46.25	08/01/2006	92.50	543.34	08/01/1993	08/01/2008
B.00070	90 ROAD IMPROVEMENT PROGRAM NO	500,000.00	33,334.00	02/15/2006	33,334.00	1,066.69	02/15/2006	0.00		1,066.69	34,400.69	02/15/1991	02/15/2006
B.00070	90 ROAD IMPROVEMENT PROGRAM NO	1,780,000.00	140,526.26	01/15/2006	140,526.26	4,286.05	01/15/2006	0.00		4,286.05	144,812.31	01/15/1992	01/15/2006
B.00071	RESURFACE COUNTY ROADS	3,050,000.00	446,341.47	01/15/2006	223,170.73	13,641.32	01/15/2006	6,834.58	07/15/2006	20,475.90	243,646.63	01/15/1992	01/15/2007
B.00071	RESURFACE COUNTY ROADS	255,401.20	126,783.87	08/01/2006	66,396.83	3,081.23	02/01/2006	3,162.06	08/01/2006	6,243.29	72,640.12	08/01/1993	08/01/2007
B.00071	RESURFACE COUNTY ROADS	595,146.30	9,301.68	08/01/2006	3,381.32	235.50	02/01/2006	235.50	08/01/2006	471.00	3,852.32	08/01/1993	08/01/2007
B.00072	91 BRIDGE PROJECTS	2,980,000.00	436,097.56	01/15/2006	218,048.78	13,328.23	01/15/2006	6,677.74	07/15/2006	20,005.97	238,054.75	01/15/1992	01/15/2007
B.00072	91 BRIDGE PROJECTS	125,560.16	79,223.79	08/01/2006	17,705.85	1,800.90	02/01/2006	1,848.95	08/01/2006	3,649.85	21,355.70	08/01/1993	08/01/2011
B.00072	91 BRIDGE PROJECTS	180,336.34	14,037.99	08/01/2006	901.69	364.93	02/01/2006	364.93	08/01/2006	729.86	1,631.55	08/01/1993	08/01/2011
B.00073	92 HEAVY EQUIPMENT - CW	280,561.83	69,980.64	08/01/2006	26,558.73	1,674.18	02/01/2006	1,718.32	08/01/2006	3,392.50	29,951.23	08/01/1993	08/01/2008
B.00073	92 HEAVY EQUIPMENT - CW	750,628.78	10,931.26	08/01/2006	1,352.53	281.59	02/01/2006	281.59	08/01/2006	563.18	1,915.71	08/01/1993	08/01/2008
B.00074	92 DESIGN & CONSTRUCT - VAR BRIDGES	2,300,021.38	1,672,272.17	08/01/2006	285,008.64	36,745.90	02/01/2006	37,730.59	08/01/2006	74,476.49	359,485.13	08/01/1993	08/01/2013
B.00074	92 DESIGN & CONSTRUCT - VAR BRIDGES		323,103.46	08/01/2006	13,571.88	8,425.88	02/01/2006	8,425.88	08/01/2006	16,851.76	30,423.64	08/01/1993	08/01/2013
B.00075	92 DESIGN & CONSTRUCT - VAR ROADS	350,361.23	163,287.99	08/01/2006	61,970.35	3,906.41	02/01/2006	4,009.40	08/01/2006	7,915.81	69,886.16	08/01/1993	08/01/2008
B.00075	92 DESIGN & CONSTRUCT - VAR ROADS	732,300.49	25,506.28	08/01/2006	3,155.90	657.05	02/01/2006	657.05	08/01/2006	1,314.10	4,470.00	08/01/1993	08/01/2008
B.00076	92 DODGE ROAD CONSTRUCTION	1,514,174.40	873,575.19	08/01/2006	331,098.86	20,880.68	02/01/2006	21,431.28	08/01/2006	42,311.96	373,410.82	08/01/1993	08/01/2008
B.00076	92 DODGE ROAD CONSTRUCTION	2,565,307.26	141,710.93	08/01/2006	16,861.52	3,652.61	02/01/2006	3,652.61	08/01/2006	7,305.22	24,166.74	08/01/1993	08/01/2008
B.00077	COUNTY CLERK COMPUTER EQUIPMENT	650,000.00	185,710.00	05/15/2006	46,429.00	5,234.70	05/15/2006	3,957.90	11/15/2006	9,192.60	55,621.60	05/15/1994	05/15/2009
B.00078	93 HWY GARAGE RENOVATIONS	100,000.00	57,142.00	11/01/2006	7,143.00	1,332.12	05/01/2006	1,332.12	11/01/2006	2,664.24	9,807.24	11/01/1998	11/01/2013
B.00079	93 COUNTY ROAD CONSTRUCTION	2,800,000.00	798,570.00	05/15/2006	199,643.00	22,509.69	05/15/2006	17,019.51	11/15/2006	39,529.20	239,172.20	06/15/1994	05/15/2009
B.00079	93 HWY GARAGE RENOVATIONS	200,000.00	63,084.00	06/01/2006	15,798.00	1,655.87	06/01/2006	1,253.03	12/01/2006	2,908.90	18,706.90	08/01/1995	06/01/2009
B.00080	93 BRIDGE DESIGN & CONSTRUCTION	2,428,200.00	692,860.00	05/15/2006	173,214.00	19,529.99	05/15/2006	14,766.61	11/15/2006	34,296.60	207,510.60	06/15/1994	05/15/2009
B.00080	93 BRIDGE DESIGN & CONSTRUCTION	194,200.00	98,928.00	06/01/2006	10,992.00	2,676.55	06/01/2006	2,396.26	12/01/2006	5,072.81	16,064.81	06/01/1995	06/01/2014
B.00083	94 ROAD CONSTRUCTION PROGRAM	1,320,000.00	482,925.00	06/01/2006	96,585.00	12,797.51	06/01/2006	10,334.60	12/01/2006	23,132.11	119,717.11	06/01/1995	06/01/2010
B.00083	94 ROAD CONSTRUCTION PROGRAM	380,000.00	172,725.00	11/01/2006	34,545.00	4,015.86	05/01/2006	4,015.86	11/01/2006	8,031.72	42,576.72	11/01/1998	11/01/2010
B.00084	94 BRIDGE CONSTRUCTION PROGRAM	2,740,910.00	1,457,782.00	06/01/2006	145,660.00	39,578.42	06/01/2006	35,864.07	12/01/2006	75,442.49	221,102.49	06/01/1995	06/01/2015
B.00084	94 BRIDGE CONSTRUCTION PROGRAM	577,400.00	329,942.00	11/01/2006	41,243.00	7,691.77	05/01/2006	7,691.77	11/01/2006	15,383.54	56,626.54	11/01/1998	11/01/2013
B.00085	95 BRIDGE CONSTRUCTION	2,452,350.00	1,051,006.00	02/01/2006	175,168.00	29,559.54	02/01/2006	24,304.50	08/01/2006	53,864.04	229,032.04	05/01/1996	02/01/2011
B.00086	95 RIDGE ROAD BRIDGE CONSTRUCTION	88,200.00	37,800.00	02/01/2006	6,300.00	1,063.13	02/01/2006	874.13	08/01/2006	1,937.26	8,237.26	05/01/1996	02/01/2011
B.00087	95 DPW HEAVY EQUIPMENT	1,000,000.00	111,112.00	02/01/2006	111,112.00	3,333.36	02/01/2006	0.00		3,333.36	114,445.36	05/01/1996	02/01/2006
B.00088	95 ROAD CONSTRUCTION	2,508,070.00	1,082,526.00	02/01/2006	180,785.00	30,446.87	02/01/2006	25,023.32	08/01/2006	55,470.19	236,255.19	05/01/1996	02/01/2011
B.00088	95 ROAD CONSTRUCTION	232,757.00	16,376.00	11/01/2006	19,396.00	2,700.89	05/01/2006	2,700.89	11/01/2006	5,401.78	24,797.78	11/01/1998	11/01/2011
B.00089	96 FEDERAL AID PROJECTS	329,800.00	164,899.00	08/15/2006	23,557.00	4,240.26	02/15/2006	4,240.26	08/15/2006	8,480.52	32,037.52	10/15/1997	08/15/2012
B.00090	BRIDGE CONSTRUCTION - RAPIDS RD BR	1,037,500.00	518,749.00	08/15/2006	74,107.00	13,339.26	02/15/2006	13,339.26	08/15/2006	26,678.52	100,785.52	10/15/1997	08/15/2012
B.00091	BRIDGE CONSTRUCTION - WINSPEAR RD BR	100,000.00	50,001.00	08/15/2006	7,143.00	1,285.74	02/15/2006	1,285.74	08/15/2006	2,571.48	9,714.48	10/15/1997	08/15/2012
B.00092	ROAD CONSTRUCTION - JEWETT/HOLMWOOD	2,487,495.00	1,237,492.00	08/15/2006	178,571.00	31,830.16	02/15/2006	31,830.16	08/15/2006	63,660.32	242,231.32	10/15/1997	08/15/2012
B.00093	ROAD CONSTRUCTION - WHITEHAVEN	400,000.00	199,997.00	08/15/2006	28,571.00	5,142.78	02/15/2006	5,142.78	08/15/2006	10,285.56	38,856.56	10/15/1997	08/15/2012
B.00095	GARAGES RENOVATION	400,000.00	289,000.00	07/01/2006	28,000.00	8,385.00	01/01/2006	8,385.00	07/01/2006	16,770.00	44,770.00	07/01/2000	07/01/2015
B.00096	97 THOMPSON/SWEETHOME RECON	2,200,000.00	1,099,999.00	08/15/2006	157,143.00	28,285.69	02/15/2006	28,285.69	08/15/2006	56,571.38	213,714.38	10/15/1997	08/15/2012
B.00097	97 DARLING RD (BR 379-2) RECON	800,000.00	457,142.00	11/01/2006	57,143.00	10,657.12	05/01/2006	10,657.12	11/01/2006	21,314.24	78,457.24	11/01/1998	11/01/2013
B.00098	97 FED AID BRIDGE RECONSTRUCTION	1,125,600.00	683,200.00	11/01/2006	85,400.00	15,927.10	05/01/2006	15,927.10	11/01/2006	31,854.20	117,254.20	11/01/1998	11/01/2013
B.00099	98 BONDED OVERLAY PROGRAM	1,200,000.00	771,500.00	10/01/2006	85,700.00	20,520.19	04/01/2006	20,520.19	10/01/2006	41,040.38	126,740.38	10/01/1999	10/01/2014
B.00100	98 SWEET HOME RD RECONSTRUCTION	400,000.00	257,000.00	10/01/2006	28,600.00	6,834.63	04/01/2006	6,834.63	10/01/2006	13,669.26	42,269.26	10/01/1999	10/01/2014
B.00101	98 EAST CREEK BRIDGE RECONSTRUCTION	850,000.00	546,500.00	10/01/2006	60,700.00	14,535.81	04/01/2006	14,535.81	10/01/2006	29,071.62	89,771.62	10/01/1999	10/01/2014

**COUNTY OF ERIE DEBT SERVICE
ERIE COUNTY GENERAL 2006**

PROJECT NUMBER	PROJECT TITLE	ORIGINAL BORROWING	PRINCIPAL OUTSTANDING	DUE DATE	PRINCIPAL DUE	INTEREST DUE	DUE DATE	INTEREST DUE	DUE DATE	TOTAL INT DUE	TOTAL DEBT SERVICE	DATE ISSUED	MATURITY DATE
B.00102	98 UNANTICIPATED BRIDGE CONSTRUCTION	180,000.00	102,856.00	11/01/2006	12,857.00	2,397.83	05/01/2006	2,397.83	11/01/2006	4,795.66	17,652.66	11/01/1998	11/01/2013
B.00124	03 Extraordinary Snow and Ice Removal	1,987,500.00	1,987,500.00	04/01/2006	469,642.86	41,109.37	04/01/2006	32,303.57	10/01/2006	73,412.94	543,055.80	08/19/2004	04/01/2009
B.00128	04 CAPITAL RD RECONSTRUCTION-VAR -REV	1,110,385.87	1,110,385.87	04/01/2006	61,892.88	28,503.74	04/01/2006	26,956.42	10/01/2006	55,460.16	117,353.04	08/19/2004	04/01/2018
B.00129	04 CAPITAL OVERLAY PROGRAM-REV	9,253,215.59	9,253,215.59	04/01/2006	515,773.98	237,531.20	04/01/2006	224,636.85	10/01/2006	462,168.05	977,942.03	08/19/2004	04/01/2018
B.00130	04 HIGHWAY SAFETY ENHANCEMENTS-REV	693,991.17	693,991.17	04/01/2006	38,683.05	17,814.84	04/01/2006	16,847.76	10/01/2006	34,662.60	73,345.65	08/19/2004	04/01/2018
B.00131	04 PAVEMENT LIFE ENHANCEMENTS-REV	693,991.17	693,991.17	04/01/2006	38,683.05	17,814.84	04/01/2006	16,847.76	10/01/2006	34,662.60	73,345.65	08/19/2004	04/01/2018
E.00005	01 PARKING LOT & RDWAY RENOV.	400,000.00	357,130.00	09/01/2006	22,832.00	8,553.65	03/01/2006	8,553.65	09/01/2006	17,107.30	39,939.30	09/01/2002	09/01/2017
E.00006	01 ELECTRICAL FEEDERS REN/REP	135,000.00	120,532.00	09/01/2006	7,706.00	2,886.87	03/01/2006	2,886.87	09/01/2006	5,773.74	13,479.74	09/01/2002	09/01/2017
E.00008	02 ECC N. DENTAL LAB RECON.	250,000.00	160,500.00	10/01/2006	17,900.00	4,267.56	04/01/2006	4,267.56	10/01/2006	8,535.12	26,435.12	10/01/1999	10/01/2014
E.00008	02 ECC N. DENTAL LAB RECON.	250,000.00	223,206.00	09/01/2006	14,270.00	5,346.03	03/01/2006	5,346.03	09/01/2006	10,692.06	24,962.06	09/01/2002	09/01/2017
E.00008	02 ECC N. DENTAL LAB RECON.	1,675,000.00	1,495,485.00	09/01/2006	95,610.00	35,818.49	03/01/2006	35,818.49	09/01/2006	71,636.98	167,246.98	09/01/2002	09/01/2017
E.00010	ECC City - Athletic Center	14,240,000.00	5,221,122.50	01/15/2006	773,028.14	159,800.25	01/15/2006	136,222.90	07/15/2006	296,023.15	1,069,051.29	01/15/1992	01/15/2012
E.00011	ECC Reconstruction of Exterior Portion	62,904.76	3,962.21	03/15/2006	3,962.21	118.87	03/15/2006	0.00		118.87	4,081.08	01/01/1992	03/15/2006
E.00013	ECC North - Handicapped Entrance	77,351.63	25,626.28	08/15/2006	6,707.60	622.62	02/15/2006	622.62	08/15/2006	1,245.24	7,952.84	10/15/1997	08/15/2009
E.00014	ECC South Roof Replacement	237,500.00	34,756.08	01/15/2006	17,378.05	1,062.23	01/15/2006	532.20	07/15/2006	1,594.43	18,972.48	01/15/1992	01/15/2007
E.00015	ECC South Roof Replacement Phasell	276,445.34	220,040.59	08/01/2006	37,182.19	4,757.11	02/01/2006	4,884.93	08/01/2006	9,642.04	46,824.23	08/01/1993	08/01/2013
E.00015	ECC South Roof Replacement Phasell	320,682.63	46,085.94	08/01/2006	1,893.54	1,202.75	02/01/2006	1,202.75	08/01/2006	2,405.50	4,299.04	08/01/1993	08/01/2013
E.00018	ECC N. Ext. Bldg Reconstr.	131,000.00	47,925.00	06/01/2006	9,585.00	1,270.01	06/01/2006	1,025.60	12/01/2006	2,295.61	11,880.61	06/01/1995	06/01/2010
E.00020	ECC N.-DRY MEM. LIBRY BLDG RECO	105,000.00	38,414.00	06/01/2006	7,683.00	1,017.97	06/01/2006	822.05	12/01/2006	1,840.02	9,523.02	06/01/1995	06/01/2010
E.00023	ECC City Atrium Skylight Reconstruction	112,500.00	41,156.00	06/01/2006	8,232.00	1,090.63	06/01/2006	880.71	12/01/2006	1,971.34	10,203.34	06/01/1995	06/01/2010
E.00024	ECC Roof Reconstruction	200,000.00	73,170.00	06/01/2006	14,634.00	1,939.01	06/01/2006	1,565.84	12/01/2006	3,504.85	18,138.85	06/01/1995	06/01/2010
E.00025	ECC South Greenhouse & Barns	42,500.00	15,547.00	06/01/2006	3,110.00	411.99	06/01/2006	332.69	12/01/2006	744.68	3,854.68	06/01/1995	06/01/2010
E.00027	ECC N. Fire Alarm SystemPh. II	62,500.00	6,948.00	02/01/2006	6,948.00	208.44	02/01/2006	0.00		208.44	7,156.44	05/01/1996	02/01/2006
E.00028	ECC City Atrium Rehab.	56,500.00	28,252.00	08/15/2006	4,036.00	726.48	02/15/2006	726.48	08/15/2006	1,452.96	5,488.96	10/15/1997	08/15/2012
E.00029	ECC-DRY MEM LIB RENOV-PHASE II	125,000.00	62,503.00	08/15/2006	8,929.00	1,607.22	02/15/2006	1,607.22	08/15/2006	3,214.44	12,143.44	10/15/1997	08/15/2012
E.00030	ECC Door & Window Replacement II	200,000.00	100,002.00	08/15/2006	14,286.00	2,571.48	02/15/2006	2,571.48	08/15/2006	5,142.96	19,428.96	10/15/1997	08/15/2012
E.00031	ECC-EXT MASONRY RESTORATION	300,000.00	150,003.00	08/15/2006	21,429.00	3,857.22	02/15/2006	3,857.22	08/15/2006	7,714.44	29,143.44	10/15/1997	08/15/2012
E.00033	ECC N. & S. Improvement Sidewalk & Roads	550,000.00	275,002.00	08/15/2006	39,286.00	7,071.48	02/15/2006	7,071.48	08/15/2006	14,142.96	53,428.96	10/15/1997	08/15/2012
E.00034	ECC-NO HVAC RENOV	150,000.00	33,334.00	08/15/2006	16,667.00	916.69	02/15/2006	916.69	08/15/2006	1,833.38	18,500.38	10/15/1997	08/15/2007
E.00035	ECC North Steamline Replacement	100,000.00	22,222.00	08/15/2006	11,111.00	611.11	02/15/2006	611.11	08/15/2006	1,222.22	12,333.22	10/15/1997	08/15/2007
E.00036	97 SPRNG STUDENT CTR/FOOD SVC	200,000.00	114,284.00	11/01/2006	14,286.00	2,664.24	05/01/2006	2,664.24	11/01/2006	5,328.48	19,614.48	11/01/1998	11/01/2013
E.00038	97 ELECTRICAL IMPROVEMENTS	125,000.00	71,426.00	11/01/2006	8,929.00	1,665.12	05/01/2006	1,665.12	11/01/2006	3,330.24	12,259.24	11/01/1998	11/01/2013
E.00039	ECC Vehicle Training Center	100,000.00	50,001.00	08/15/2006	7,143.00	1,285.74	02/15/2006	1,285.74	08/15/2006	2,571.48	9,714.48	10/15/1997	08/15/2012
E.00039	ECC Vehicle Training Center	748,650.00	399,997.00	08/15/2006	57,143.00	10,285.64	02/15/2006	10,285.64	08/15/2006	20,571.28	77,714.28	10/15/1997	08/15/2012
E.00040	98 ECC ALL-SDWLKS, RDS & LOTS	400,000.00	180,000.00	10/01/2006	44,000.00	4,510.00	04/01/2006	4,510.00	10/01/2006	9,020.00	53,020.00	10/01/1999	10/01/2009
E.00041	98 ECC N-SPRING STUDENT CNTR.	150,000.00	96,500.00	10/01/2006	10,700.00	2,567.06	04/01/2006	2,567.06	10/01/2006	5,134.12	15,834.12	10/01/1999	10/01/2014
E.00042	ECC NORTH/SOUTH/CITY HVAC IMP	300,000.00	33,336.00	02/01/2006	33,336.00	1,000.08	02/01/2006	0.00		1,000.08	34,336.08	05/01/1996	02/01/2006
GRAND TOTAL		450,835,628.22	343,414,214.06		29,769,288.26	8,510,334.57		8,178,051.69		16,688,386.26	46,457,674.52		

**COUNTY OF ERIE DEBT SERVICE
ERIE COUNTY LIBRARY 2006**

PROJECT NUMBER	PROJECT TITLE	ORIGINAL BORROWING	PRINCIPAL OUTSTANDING	DUE DATE	PRINCIPAL DUE	INTEREST DUE	DUE DATE	INTEREST DUE	DUE DATE	TOTAL INT DUE	TOTAL DEBT SERVICE	DATE ISSUED	MATURITY DATE
F.00001	99 CENTRAL LIBRARY ROOF-PH II	1,000,000.00	643,000.00	10/01/2006	71,400.00	17,102.88	04/01/2006	17,102.88	10/01/2006	34,205.76	105,605.76	10/01/1999	10/01/2014
F.00002	99 CENTRAL LIBRARY EQUIP.	1,000,000.00	556,000.00	07/01/2006	111,000.00	15,568.75	01/01/2006	15,568.75	07/01/2006	31,137.50	142,137.50	07/01/2000	07/01/2010
F.00003	02 CNTRL LIB MECH EQ&BLDG IMP	893,827.30	855,311.46	03/15/2006	40,097.14	21,127.45	03/15/2006	20,325.51	09/15/2006	41,452.96	81,550.10	06/15/2003	03/15/2020
F.00004	02 CENTRAL LIBRARY ENERGY SVNG	916,172.98	876,694.24	03/15/2006	41,099.57	21,655.64	03/15/2006	20,833.64	09/15/2006	42,489.28	83,588.85	06/15/2003	03/15/2020
F.00005	03 LIBRARY BOOKS &MEDIA EQUIP	1,239,000.00	1,239,000.00	01/15/2006	104,000.00	25,337.50	01/15/2006	23,777.50	07/15/2006	49,115.00	153,115.00	01/15/2004	01/15/2015
F.00006	03 CNTRL LIB INT RENOV-PHASE1	536,686.50	536,686.50	04/01/2006	29,914.89	13,776.81	04/01/2006	13,028.94	10/01/2006	26,805.75	56,720.64	08/19/2004	04/01/2018
F.00007	03 CNTRL LIB ASB & ENV REMED	925,321.56	925,321.56	04/01/2006	51,577.40	23,753.12	04/01/2006	22,463.68	10/01/2006	46,216.80	97,794.20	08/19/2004	04/01/2018
F.00009	CENTRAL LIBRARY MECH IMP III	400,000.00	44,448.00	02/01/2006	44,448.00	1,333.44	02/01/2006	0.00		1,333.44	45,781.44	05/01/1996	02/01/2006
F.00010	ONLINE PUBLIC ACCESS CAR - PH 3	733,713.00	366,857.00	08/15/2006	52,408.00	9,433.47	02/15/2006	9,433.47	08/15/2006	18,866.94	71,274.94	10/15/1997	08/15/2012
F.00011	LIBRARY ASB ABATE-PHASE IV	443,587.00	221,792.00	08/15/2006	31,685.00	5,703.23	02/15/2006	5,703.23	08/15/2006	11,406.46	43,091.46	10/15/1997	08/15/2012
F.00012	LIB - MAIN BR MECH EQUIP & IMPROVE	350,000.00	175,000.00	08/15/2006	25,000.00	4,500.00	02/15/2006	4,500.00	08/15/2006	9,000.00	34,000.00	10/15/1997	08/15/2012
F.00013	ON LINE PUBLIC ACCESS CATALOG	1,000,000.00	581,973.00	11/01/2006	72,746.00	13,567.25	05/01/2006	13,567.25	11/01/2006	27,134.50	99,880.50	11/01/1998	11/01/2013
F.00014	97 BUILDING MECHANICALS	250,000.00	83,332.00	11/01/2006	27,778.00	1,979.13	05/01/2006	1,979.13	11/01/2006	3,958.26	31,736.26	11/01/1998	11/01/2008
F.00015	98 LIBRARY-ROOF & EXT. REHAB.	1,000,000.00	643,000.00	10/01/2006	71,400.00	17,102.88	04/01/2006	17,102.88	10/01/2006	34,205.76	105,605.76	10/01/1999	10/01/2014
F.00018	04 LIBRARY BOOKS & MEDIA EQUIPMENT-REV	4,163,947.01	4,163,947.01	04/01/2006	232,098.29	106,889.04	04/01/2006	101,086.58	10/01/2006	207,975.62	440,073.91	08/19/2004	04/01/2018
GRAND TOTAL		14,852,255.35	11,912,362.77		1,006,652.29	298,830.59		286,473.44		585,304.03	1,591,956.32		

COUNTY OF ERIE DEBT SERVICE
ERIE COUNTY MEDICAL CENTER 2006

PROJECT NUMBER	PROJECT TITLE	ORIGINAL BORROWING	PRINCIPAL OUTSTANDING	DUE DATE	PRINCIPAL DUE	INTEREST DUE	DUE DATE	INTEREST DUE	DUE DATE	TOTAL INT DUE	TOTAL DEBT SERVICE	DATE ISSUED	MATURITY DATE
G.00015	03 PATIENT RENOVATIONS	606,187.50	606,187.50	04/01/2006	143,241.07	12,538.36	04/01/2006	9,852.59	10/01/2006	22,390.95	165,632.02	08/19/2004	04/01/2009
G.00017	03 EQUIPMENT PURCHASE&REPLACE	2,821,703.44	2,821,703.44	04/01/2006	666,763.71	58,364.01	04/01/2006	45,862.19	10/01/2006	104,226.20	770,989.91	08/19/2004	04/01/2009
GRAND TOTAL		3,427,890.94	3,427,890.94		810,004.78	70,902.37		55,714.78		126,617.15	936,621.93		

COUNTY OF ERIE DEBT SERVICE
ERIE COUNTY HOME 2006

PROJECT NUMBER	PROJECT TITLE	ORIGINAL BORROWING	PRINCIPAL OUTSTANDING	DUE DATE	PRINCIPAL DUE	INTEREST DUE	DUE DATE	INTEREST DUE	DUE DATE	TOTAL INT DUE	TOTAL DEBT SERVICE	DATE ISSUED	MATURITY DATE
H.00008	03 RESIDENT EQUIP&FURN REPLAC	149,609.06	149,609.06	04/01/2006	35,352.37	3,094.51	04/01/2006	2,431.65	10/01/2006	5,526.16	40,878.53	08/19/2004	04/01/2009
GRAND TOTAL		149,609.06	149,609.06		35,352.37	3,094.51		2,431.65		5,526.16	40,878.53		

**COUNTY OF ERIE DEBT SERVICE
ERIE COUNTY SEWER 2006**

PROJECT NUMBER	PROJECT TITLE	ORIGINAL BORROWING	PRINCIPAL OUTSTANDING	DUE DATE	PRINCIPAL DUE	INTEREST DUE	DUE DATE	INTEREST DUE	DUE DATE	TOTAL INT DUE	TOTAL DEBT SERVICE	DATE ISSUED	MATURITY DATE
C.00016	ECSD #4 Closed 2002	16,340.16	828.94	03/15/2006	828.94	24.87	03/15/2006	0.00		24.87	853.81	01/01/1992	03/15/2006
C.00017	E.C.S.D. #5 - INCREASED FACILITIES	81,872.72	4,316.72	03/15/2006	4,316.72	129.50	03/15/2006	0.00		129.50	4,446.22	01/01/1992	03/15/2006
C.00019	E.C.S.D. #3 BOSTON VALLEY EXT.	2,534,107.62	157,929.98	03/15/2006	157,929.98	4,737.90	03/15/2006	0.00		4,737.90	162,667.88	01/01/1992	03/15/2006
C.00022	E.C.S.D. #1 INC. & IMP. OF FAC	1,786,438.70	115,106.99	03/15/2006	115,106.99	3,453.21	03/15/2006	0.00		3,453.21	118,560.20	01/01/1992	03/15/2006
C.00024	ECSD #2 1980 Inc. in Facilities C/02	2,408,683.70	151,804.22	03/15/2006	151,804.22	4,554.13	03/15/2006	0.00		4,554.13	156,358.35	01/01/1992	03/15/2006
C.00025	ECSD #6 Lackawanna	1,679,441.82	105,055.11	03/15/2006	105,055.11	3,151.65	03/15/2006	0.00		3,151.65	108,206.76	01/01/1992	03/15/2006
C.00053	ECSD #4 1983 Inc. & Imp. C/02	52,103.03	3,242.75	03/15/2006	3,242.75	97.28	03/15/2006	0.00		97.28	3,340.03	01/01/1992	03/15/2006
C.00016	ECSD #4 Closed 2002	309,314.14	101,877.00	08/15/2006	26,423.87	2,475.87	02/15/2006	2,475.87	08/15/2006	4,951.74	31,375.61	10/15/1997	08/15/2009
C.00017	E.C.S.D. #5 - INCREASED FACILITIES	62,898.95	19,413.84	08/15/2006	5,081.51	471.68	02/15/2006	471.68	08/15/2006	943.36	6,024.87	10/15/1997	08/15/2009
C.00018	E.C.S.D. #3 INCREASE & IMPROVE	453,488.44	148,077.11	08/15/2006	38,619.50	3,598.08	02/15/2006	3,598.08	08/15/2006	7,196.16	45,815.66	10/15/1997	08/15/2009
C.00021	ECSD Interconnect ARM/McKin &	129,011.49	26,889.56	08/15/2006	9,639.98	647.02	02/15/2006	647.02	08/15/2006	1,294.04	10,934.02	10/15/1997	08/15/2008
C.00025	ECSD #6 Lackawanna	258,624.73	56,592.32	08/15/2006	21,297.62	1,360.50	02/15/2006	1,360.50	08/15/2006	2,721.00	24,018.62	10/15/1997	08/15/2008
C.00026	E.C.S.D. #5 - '87 INC	212,760.60	69,889.84	08/15/2006	18,293.45	1,698.05	02/15/2006	1,698.05	08/15/2006	3,396.10	21,689.55	10/15/1997	08/15/2009
C.00026	E.C.S.D. #5 - '87 INC	551,056.88	131,014.65	08/15/2006	44,025.31	3,156.09	02/15/2006	3,156.09	08/15/2006	6,312.18	50,337.49	10/15/1997	08/15/2008
C.00016	ECSD #4 Closed 2002	125,420.00	71,672.00	11/01/2006	8,958.00	1,670.86	05/01/2006	1,670.86	11/01/2006	3,341.72	12,299.72	11/01/1998	11/01/2013
C.00017	E.C.S.D. #5 - INCREASED FACILITIES	58,256.00	33,290.00	11/01/2006	4,161.00	776.07	05/01/2006	776.07	11/01/2006	1,552.14	5,713.14	11/01/1998	11/01/2013
C.00018	E.C.S.D. #3 INCREASE & IMPROVE	166,062.00	94,896.00	11/01/2006	11,861.00	2,212.27	05/01/2006	2,212.27	11/01/2006	4,424.54	16,285.54	11/01/1998	11/01/2013
C.00020	ECSD #3 Armour-McKinley C/02	10,368.00	5,928.00	11/01/2006	740.00	138.20	05/01/2006	138.20	11/01/2006	276.40	1,016.40	11/01/1998	11/01/2013
C.00021	ECSD Interconnect ARM/McKin &	420,000.00	228,805.00	11/01/2006	31,510.00	5,328.06	05/01/2006	5,328.06	11/01/2006	10,656.12	42,166.12	11/01/1998	11/01/2013
C.00022	E.C.S.D. #1 INC. & IMP. OF FAC	6,882.00	3,936.00	11/01/2006	491.00	91.76	05/01/2006	91.76	11/01/2006	183.52	674.52	11/01/1998	11/01/2013
C.00024	ECSD #2 1980 Inc. in Facilities C/02	89,413.00	51,097.00	11/01/2006	6,386.00	1,191.20	05/01/2006	1,191.20	11/01/2006	2,382.40	8,768.40	11/01/1998	11/01/2013
C.00025	ECSD #6 Lackawanna	1,000,000.00	571,432.00	11/01/2006	71,428.00	13,321.51	05/01/2006	13,321.51	11/01/2006	26,643.02	98,071.02	11/01/1998	11/01/2013
C.00032	E.C.S.D. #1 INC & IMP - '94	250,000.00	142,858.00	11/01/2006	17,857.00	3,330.38	05/01/2006	3,330.38	11/01/2006	6,660.76	24,517.76	11/01/1998	11/01/2013
C.00016	ECSD #4 Closed 2002	786,673.00	626,878.00	10/01/2006	30,729.00	17,039.61	04/01/2006	17,039.61	10/01/2006	34,079.22	64,808.22	10/01/1999	10/01/2019
C.00017	E.C.S.D. #5 - INCREASED FACILITIES	13,509.00	10,765.00	10/01/2006	528.00	292.61	04/01/2006	292.61	10/01/2006	585.22	1,113.22	10/01/1999	10/01/2019
C.00018	E.C.S.D. #3 INCREASE & IMPROVE	73,707.00	58,737.00	10/01/2006	2,879.00	1,596.57	04/01/2006	1,596.57	10/01/2006	3,193.14	6,072.14	10/01/1999	10/01/2019
C.00025	ECSD #6 Lackawanna	699,705.00	557,577.00	10/01/2006	27,332.00	15,155.88	04/01/2006	15,155.88	10/01/2006	30,311.76	57,643.76	10/01/1999	10/01/2019
C.00028	E.C.S.D. #2 INCREASE & IMPROVE	321,817.00	256,449.00	10/01/2006	12,571.00	6,970.72	04/01/2006	6,970.72	10/01/2006	13,941.44	26,512.44	10/01/1999	10/01/2019
C.00031	E.C.S.D. #4 INC & IMP - '94	170,081.00	135,533.00	10/01/2006	6,644.00	3,684.01	04/01/2006	3,684.01	10/01/2006	7,368.02	14,012.02	10/01/1999	10/01/2019
C.00035	E.C.S.D. #5 INC & IMP \$2.8-'97	240,000.00	191,250.00	10/01/2006	9,375.00	5,198.49	04/01/2006	5,198.49	10/01/2006	10,396.98	19,771.98	10/01/1999	10/01/2019
C.00037	E.C.S.D. #6 INC & IMP - '96	254,508.00	202,811.00	10/01/2006	9,942.00	5,512.74	04/01/2006	5,512.74	10/01/2006	11,025.48	20,967.48	10/01/1999	10/01/2019
C.00028	E.C.S.D. #2 INCREASE & IMPROVE	24,368.00	19,200.00	07/01/2006	1,300.00	529.65	07/01/2006	529.65	07/01/2006	1,059.30	2,359.30	07/01/2000	07/01/2020
C.00030	E.C.S.D. #4 INC & IMP	24,235.00	19,110.00	07/01/2006	1,300.00	527.09	01/01/2006	527.09	07/01/2006	1,054.18	2,354.18	07/01/2000	07/01/2020
C.00031	E.C.S.D. #4 INC & IMP - '94	394,447.00	314,740.00	07/01/2006	19,900.00	8,695.14	01/01/2006	8,695.14	07/01/2006	17,390.28	37,290.28	07/01/2000	07/01/2020
C.00036	E.C.S.D. #2 INC & IMP - '96	226,950.00	176,950.00	07/01/2006	12,500.00	4,880.63	01/01/2006	4,880.63	07/01/2006	9,761.26	22,261.26	07/01/2000	07/01/2020
C.00001	E.C.S.D.#6-'98 INC & IMP - \$8M	350,000.00	294,500.00	10/01/2006	18,500.00	6,587.81	04/01/2006	6,587.81	10/01/2006	13,175.62	31,675.62	10/01/2001	10/01/2021
C.00018	E.C.S.D. #3 INCREASE & IMPROVE	304,000.00	251,800.00	10/01/2006	17,400.00	5,580.75	04/01/2006	5,580.75	10/01/2006	11,161.50	28,561.50	10/01/2001	10/01/2021
C.00020	ECSD #3 Armour-McKinley C/02	24,000.00	20,100.00	10/01/2006	1,300.00	448.06	04/01/2006	448.06	10/01/2006	896.12	2,196.12	10/01/2001	10/01/2021
C.00023	ECSD #3 Holland Extension C/02	49,000.00	41,200.00	10/01/2006	2,600.00	921.13	04/01/2006	921.13	10/01/2006	1,842.26	4,442.26	10/01/2001	10/01/2021
C.00027	ECSD #6 Inc. & Imp.	165,000.00	138,900.00	10/01/2006	8,700.00	3,108.19	04/01/2006	3,108.19	10/01/2006	6,216.38	14,916.38	10/01/2001	10/01/2021
C.00038	S.TOWN C.I.P. '98 INC&IMP- \$10M	28,000.00	23,500.00	10/01/2006	1,500.00	524.69	04/01/2006	524.69	10/01/2006	1,049.38	2,549.38	10/01/2001	10/01/2021
C.00002	E.C.S.D.#2-'98 INC & IMPROVE.	173,000.00	160,024.00	09/01/2006	6,488.00	3,717.67	03/01/2006	3,717.67	09/01/2006	7,435.34	13,923.34	09/01/2002	09/01/2022
C.00017	E.C.S.D. #5 - INCREASED FACILITIES	14,610.00	13,514.00	09/01/2006	548.00	313.95	03/01/2006	313.95	09/01/2006	627.90	1,175.90	09/01/2002	09/01/2022
C.00028	E.C.S.D. #2 INCREASE & IMPROVE	341,543.00	315,927.00	09/01/2006	12,808.00	7,339.61	03/01/2006	7,339.61	09/01/2006	14,679.22	27,487.22	09/01/2002	09/01/2022
C.00029	E.C.S.D. #5 - MEADOW LAKES EXT	1,248.00	1,154.00	09/01/2006	47.00	26.81	03/01/2006	26.81	09/01/2006	53.62	100.62	09/01/2002	09/01/2022
C.00031	E.C.S.D. #4 INC & IMP - '94	91,255.00	84,411.00	09/01/2006	3,422.00	1,961.04	03/01/2006	1,961.04	09/01/2006	3,922.08	7,344.08	09/01/2002	09/01/2022
C.00032	E.C.S.D. #1 INC & IMP - '94	122,448.00	113,264.00	09/01/2006	4,592.00	2,631.35	03/01/2006	2,631.35	09/01/2006	5,262.70	9,854.70	09/01/2002	09/01/2022
C.00037	E.C.S.D. #6 INC & IMP - '96	370,896.00	343,082.00	09/01/2006	13,907.00	7,970.49	03/01/2006	7,970.49	09/01/2006	15,940.98	29,847.98	09/01/2002	09/01/2022
C.00038	S.TOWN C.I.P. '98 INC&IMP- \$10M	85,000.00	78,624.00	09/01/2006	3,188.00	1,826.58	03/01/2006	1,826.58	09/01/2006	3,653.16	6,841.16	09/01/2002	09/01/2022
C.00001	E.C.S.D.#6-'98 INC & IMP - \$8M	77,000.00	73,958.42	03/15/2006	3,041.58	1,281.47	03/15/2006	1,251.05	09/15/2006	2,532.52	5,574.10	06/15/2003	03/15/2023
C.00011	02 E.C.S.D.#2-SWEETLAND RD.	212,000.00	203,625.78	03/15/2006	8,374.22	3,528.19	03/15/2006	3,444.45	09/15/2006	6,972.64	15,346.86	06/15/2003	03/15/2023
C.00028	E.C.S.D. #2 INCREASE & IMPROVE	107,000.00	102,773.39	03/15/2006	4,226.61	1,780.74	03/15/2006	1,738.47	09/15/2006	3,519.21	7,745.82	06/15/2003	03/15/2023
C.00031	E.C.S.D. #4 INC & IMP - '94	133,000.00	127,746.36	03/15/2006	5,253.64	2,213.44	03/15/2006	2,160.90	09/15/2006	4,374.34	9,627.98	06/15/2003	03/15/2023
C.00032	E.C.S.D. #1 INC & IMP - '94	831,000.00	798,174.64	03/15/2006	32,825.36	13,829.84	03/15/2006	13,501.59	09/15/2006	27,331.43	60,156.79	06/15/2003	03/15/2023
C.00037	E.C.S.D. #6 INC & IMP - '96	58,000.00	55,708.94	03/15/2006	2,291.06	965.26	03/15/2006	942.35	09/15/2006	1,907.61	4,198.67	06/15/2003	03/15/2023
C.00038	S.TOWN C.I.P. '98 INC&IMP- \$10M	987,000.00	948,012.47	03/15/2006	38,987.53	16,426.06	03/15/2006	16,036.19	09/15/2006	32,462.25	71,449.78	06/15/2003	03/15/2023
C.00032	E.C.S.D. #1 INC & IMP - '94	980,000.00	980,000.00	04/01/2006	53,551.91	19,935.03	04/01/2006	19,064.82	10/01/2006	38,999.85	92,551.76	08/19/2004	04/01/2024
C.00003	E.C.S.D.#3-'00 ELIM. - PUMP STA	30,000.00	30,000.00	04/01/2006	1,639.34	610.26	04/01/2006	583.62	10/01/2006	1,193.88	2,833.22	08/19/2004	04/01/2024
C.00014	SD#3 EXT&RECON BLASDELL .5M'03	385,000.00	385,000.00	04/01/2006	21,038.25	7,831.62	04/01/2006	7,489.75	10/01/2006	15,321.37	36,359.62	08/19/2004	04/01/2024
C.00037	E.C.S.D. #6 INC & IMP - '96	435,000.00	435,000.00	04/01/2006	23,770.49	8,848.71	04/01/2006	8,462.44	10/01/2006	17,311.15	41,081.64	08/19/2004	04/01/2024
C.00058	PENSION BONDS - SEWER #1 2000 EARLY	16,6											

**COUNTY OF ERIE DEBT SERVICE
ERIE COUNTY SEWER 2006**

PROJECT NUMBER	PROJECT TITLE	ORIGINAL BORROWING	PRINCIPAL OUTSTANDING	DUE DATE	PRINCIPAL DUE	INTEREST DUE	DUE DATE	INTEREST DUE	DUE DATE	TOTAL INT DUE	TOTAL DEBT SERVICE	DATE ISSUED	MATURITY DATE
C.00060	PENSION BONDS - SEWER #3 2002 EARLY	44,469.00	33,486.00	12/15/2006	11,162.00	586.01	06/15/2006	586.01	12/15/2006	1,172.02	12,334.02	12/30/2003	12/15/2008
C.00061	PENSION BONDS - SEWER #6 2002 EARLY	64,571.00	48,428.00	12/15/2006	16,143.00	847.49	06/15/2006	847.49	12/15/2006	1,694.98	17,837.98	12/30/2003	12/15/2008
	PENSION BONDS - SEWER DESIGN 2000 EARLY	15,687.00	11,765.00	12/15/2006	3,922.00	205.89	06/15/2006	205.89	12/15/2006	411.78	4,333.78	12/30/2003	12/15/2008
	PENSION BONDS - SEWER DESIGN 2000 EARLY	16,786.00	11,190.00	12/15/2006	5,595.00	181.84	06/15/2006	181.84	12/15/2006	363.68	5,958.68	12/30/2003	12/15/2007
C.00027	ECSD #6 Inc. & Imp.	942,304.00	520,747.00	09/09/2006	47,611.00	0.00		0.00		0.00	47,611.00	08/15/1996	09/09/2015
C.00025	ECSD #6 Lackawanna	364,876.00	201,643.00	09/09/2006	18,436.00	0.00		0.00		0.00	18,436.00	08/15/1996	09/09/2015
C.00022	E.C.S.D. #1 INC. & IMP. OF FAC	492,825.00	320,000.00	06/01/2006	25,000.00	8,170.00	06/01/2006	7,588.75	12/01/2006	15,758.75	40,758.75	07/01/1997	06/15/2017
C.00032	E.C.S.D. #1 INC & IMP - '94	201,275.00	120,000.00	06/01/2006	10,000.00	3,055.00	06/01/2006	2,822.50	12/01/2006	5,877.50	15,877.50	07/01/1997	06/15/2017
C.00031	E.C.S.D. #4 INC & IMP - '94	426,400.00	285,000.00	08/01/2006	20,000.00	6,913.13	02/01/2006	6,913.13	08/01/2006	13,826.26	33,826.26	07/30/1998	06/15/2017
C.00032	E.C.S.D. #1 INC & IMP - '94	211,700.00	140,000.00	08/01/2006	10,000.00	3,403.13	02/01/2006	3,403.13	08/01/2006	6,806.26	16,806.26	07/30/1998	06/15/2017
C.00036	E.C.S.D. #2 INC & IMP - '96	228,298.00	170,000.00	04/01/2006	10,000.00	4,390.50	04/01/2006	4,158.50	10/01/2006	8,549.00	18,549.00	07/29/1999	04/15/2008
C.00025	ECSD #6 Lackawanna	122,649.00	79,400.00	12/01/2006	6,200.00	0.00		0.00		0.00	6,200.00	09/23/1999	12/01/2018
C.00032	E.C.S.D. #1 INC & IMP - '94	221,673.00	165,000.00	06/01/2006	10,000.00	4,591.25	06/01/2006	4,337.75	12/01/2006	8,929.00	18,929.00	03/09/2000	06/15/2018
C.00028	E.C.S.D. #2 INCREASE & IMPROVE	2,066,615.00	1,870,000.00	05/01/2006	50,000.00	46,355.15	05/01/2006	45,439.15	11/01/2006	91,794.30	141,794.30	07/26/2001	05/15/2031
C.00001	E.C.S.D.#6-'98 INC & IMP - \$8M	4,878,646.00	4,344,796.00	07/01/2006	139,070.00	0.00		0.00		0.00	139,070.00	08/23/2001	07/01/2031
C.00017	E.C.S.D. #5 - INCREASED FACILITIES	85,636.52	75,900.00	10/01/2006	2,700.00	1,748.81	04/01/2006	1,748.81	10/01/2006	3,497.62	6,197.62	03/14/2002	10/15/2031
C.00029	E.C.S.D. #5-MEADOW LAKES EXT	1,207,887.88	1,071,202.00	10/01/2006	38,106.00	24,681.60	04/01/2006	24,681.60	10/01/2006	49,363.20	87,469.20	03/14/2002	10/15/2031
C.00035	E.C.S.D. #5 INC & IMP \$2.8-'97	132,757.60	117,898.00	10/01/2006	4,194.00	2,716.49	04/01/2006	2,716.49	10/01/2006	5,432.98	9,626.98	03/14/2002	10/15/2031
C.00016	ECSD #4 Closed 2002	195,000.00	161,080.00	11/01/2006	8,480.00	4,395.39	05/01/2006	4,395.39	11/01/2006	8,790.78	17,270.78	06/20/2002	11/15/2024
C.00028	E.C.S.D. #2 INCREASE & IMPROVE	5,145,000.00	4,338,920.00	11/01/2006	171,520.00	120,683.37	05/01/2006	120,683.37	11/01/2006	241,366.74	412,886.74	06/20/2002	11/15/2024
C.00002	E.C.S.D.#2-'98 INC & IMPROVE.	1,061,797.00	935,000.00	10/01/2006	25,000.00	22,295.03	04/01/2006	22,295.03	10/01/2006	44,590.06	69,590.06	07/25/2002	10/15/2031
C.00036	E.C.S.D. #2 INC & IMP - '96	1,352,775.00	1,235,000.00	04/01/2006	35,000.00	26,474.68	04/01/2006	26,171.75	10/01/2006	52,646.43	87,646.43	03/13/2003	04/15/2032
C.00028	E.C.S.D. #2 INCREASE & IMPROVE	1,110,000.00	1,000,000.00	07/01/2006	40,000.00	26,821.25	01/01/2006	26,821.25	07/01/2006	53,642.50	93,642.50	03/20/2003	07/15/2025
C.00021	ECSD Interconnect ARM/Mckin &	2,700,000.00	2,460,000.00	06/01/2006	70,000.00	68,316.95	06/01/2006	67,246.30	12/01/2006	135,563.25	205,563.25	03/20/2003	06/15/2029
C.00022	E.C.S.D. #1 INC. & IMP. OF FAC	125,000.00	111,310.58	12/01/2006	4,263.91	2,970.42	06/01/2006	2,970.42	12/01/2006	5,940.84	10,204.75	03/20/2003	12/15/2025
C.00030	E.C.S.D. #4 INC & IMP	3,410,000.00	3,045,000.00	07/01/2006	115,000.00	81,849.85	01/01/2006	81,849.85	07/01/2006	163,699.70	278,699.70	03/20/2003	07/15/2025
C.00032	E.C.S.D. #1 INC & IMP - '94	750,000.00	667,863.57	12/01/2006	25,583.48	17,822.51	06/01/2006	17,822.51	12/01/2006	35,645.02	61,228.50	03/20/2003	12/15/2025
C.00032	E.C.S.D. #1 INC & IMP - '94	800,000.00	725,000.00	07/01/2006	25,000.00	19,628.25	01/01/2006	19,628.25	07/01/2006	39,256.50	64,256.50	03/20/2003	07/15/2025
C.00032	E.C.S.D. #1 INC. & IMP. OF FAC	7,480,000.00	6,660,825.85	12/01/2006	255,152.61	177,749.87	06/01/2006	177,749.87	12/01/2006	355,499.74	610,652.35	03/20/2003	12/15/2025
C.00037	E.C.S.D. #6 INC & IMP - '96	494,935.00	445,441.00	08/15/2006	16,498.00	0.00		0.00		0.00	16,498.00	05/15/2003	08/15/2032
C.00035	E.C.S.D. #5 INC & IMP \$2.8-'97	561,524.00	531,524.00	07/01/2006	11,524.00	10,358.31	01/01/2006	10,358.31	07/01/2006	20,716.62	32,240.62	07/24/2003	07/15/2032
C.00036	E.C.S.D. #2 INC & IMP - '96	672,027.00	632,027.00	07/01/2006	17,027.00	12,199.83	01/01/2006	12,199.83	07/01/2006	24,399.66	41,426.66	07/24/2003	07/15/2032
C.00036	E.C.S.D. #2 INC & IMP - '96	442,468.00	417,468.00	05/01/2006	10,000.00	8,352.05	05/01/2006	8,283.80	11/01/2006	16,635.85	26,635.85	03/04/2004	05/15/2033
C.00011	02 E.C.S.D.#2-SWEETLAND RD.	669,791.00	629,791.00	11/01/2006	15,000.00	12,501.60	05/01/2006	12,501.60	11/01/2006	25,003.20	40,003.20	03/04/2004	05/15/2033
C.00038	S.TOWN C.I.P.'98 INC&IMP- \$10M	3,435,784.00	3,315,784.00	05/01/2006	85,000.00	65,946.13	05/01/2006	65,056.18	11/01/2006	131,002.31	216,002.31	03/03/2005	05/15/2034
C.00032	ECSD #1 INN. & IMP	2,660,483.00	2,510,483.00	10/01/2006	70,000.00	46,352.87	04/01/2006	46,352.87	10/01/2006	92,705.74	162,705.74	07/14/2005	10/01/2033
	ECSD #1 INC & IMP	189,517.00	189,517.00	12/01/2006	20,000.00	6,898.00	06/01/2006	6,898.00	12/01/2006	13,796.00	33,796.00		
	ECSD #1 INC & IMP	600,000.00	600,000.00	12/01/2006	20,000.00	22,000.00	06/01/2006	22,000.00	12/01/2006	44,000.00	64,000.00		
	ECSD #4 INC & IMP	550,000.00	550,000.00	09/15/2006	18,500.00	11,250.00	03/15/2006	11,250.00	09/15/2006	22,500.00	41,000.00		
	ECSD #5 INC & IMP	100,000.00	100,000.00	09/15/2006	3,500.00	2,000.00	03/15/2006	2,000.00	09/15/2006	4,000.00	7,500.00		
	ECSD #5 INC & IMP	50,000.00	50,000.00	09/15/2006	1,800.00	1,000.00	03/15/2006	1,000.00	09/15/2006	2,000.00	3,800.00		
	ECSD #2 INC & IMP	30,296.00	30,296.00	09/15/2006	1,200.00	550.00	03/15/2006	550.00	09/15/2006	1,100.00	2,300.00		
	ECSD #2 INC & IMP	400,000.00	400,000.00	09/15/2006	16,000.00	6,750.00	03/15/2006	6,750.00	09/15/2006	13,500.00	29,500.00		
	ECSD #2 INC & IMP	30,000.00	30,000.00	09/15/2006	1,200.00	550.00	03/15/2006	550.00	09/15/2006	1,100.00	2,300.00		
	ECSD #2 INC & IMP	115,000.00	115,000.00	09/15/2006	4,600.00	1,900.00	03/15/2006	1,900.00	09/15/2006	3,800.00	8,400.00		
	ECSD #2 INC & IMP	1,450,000.00	1,450,000.00	09/15/2006	58,000.00	23,750.00	03/15/2006	23,750.00	09/15/2006	47,500.00	105,500.00		
	ECSD #6 INC & IMP	600,000.00	600,000.00	12/15/2006	20,000.00	11,850.00	06/15/2006	11,850.00	12/15/2006	23,700.00	43,700.00		
	ECSD #3 INC & IMP	3,100,000.00	3,100,000.00	10/01/2006	104,000.00	60,650.00	04/01/2006	60,650.00	10/01/2006	121,300.00	225,300.00		
	ECSD #3 INC & IMP	4,000,000.00	4,000,000.00	10/01/2006	135,000.00	78,000.00	04/01/2006	78,000.00	10/01/2006	156,000.00	291,000.00		
	ECSD #3 INC & IMP	600,000.00	600,000.00	10/01/2006	20,000.00	11,850.00	04/01/2006	11,850.00	10/01/2006	23,700.00	43,700.00		
	ECSD #3 INC & IMP	145,000.00	145,000.00	10/01/2006	5,000.00	2,800.00	04/01/2006	2,800.00	10/01/2006	5,600.00	10,600.00		
	ECSD #3 INC & IMP	100,000.00	100,000.00	10/01/2006	3,500.00	1,950.00	04/01/2006	1,950.00	10/01/2006	3,900.00	7,400.00		
	ECSD #3 INC & IMP	200,000.00	200,000.00	10/01/2006	6,800.00	3,900.00	04/01/2006	3,900.00	10/01/2006	7,800.00	14,600.00		
	ECSD #4 BANS	100,000.00	0.00	07/15/2006	100,000.00	0.00		0.00		0.00	100,000.00		
	ECSD #5 BANS	50,000.00	0.00	07/15/2006	50,000.00	0.00		0.00		0.00	50,000.00		
	ECSD #2 BANS	200,000.00	0.00	07/15/2006	200,000.00	0.00		0.00		0.00	200,000.00		
	ECSD #3 BANS	250,000.00	0.00	07/15/2006	250,000.00	0.00		0.00		0.00	250,000.00		
	ECSD #3 BANS	50,000.00	0.00	07/15/2006	50,000.00	0.00		0.00		0.00	50,000.00		
	ECSD #6 BANS	92,500.00	0.00	07/15/2006	92,500.00	0.00		0.00		0.00	92,500.00		
0.00													
GRAND TOTAL		80,135,844.98	62,621,908.03		3,916,934.94	1,329,260.90		1,305,990.34		2,635,251.24	6,552,186.18		

RECAP OF 2006 BONDED DEBT SERVICE GENERAL, LIBRARY, ERIE COUNTY MEDICAL CENTER, ERIE COUNTY HOME AND SEWER FUNDS

DUE DATE	GENERAL FUND		LIBRARY FUND		ECMC		ERIE COUNTY HOME		SEWER FUND		TOTAL		
	PRINCIPAL	INTEREST	PRINCIPAL	INTEREST	PRINCIPAL	INTEREST	PRINCIPAL	INTEREST	PRINCIPAL	INTEREST	PRINCIPAL	INTEREST	DEBT SERVICE
01/01/06		655,216.25		15,568.75					165,490.00		-	836,275.00	836,275.00
01/15/06	3,071,978.03	557,231.05	104,000.00	25,337.50							3,175,978.03	582,568.55	3,758,546.58
02/01/06	947,385.00	239,374.31	44,448.00	1,333.44						10,316.26	991,833.00	251,024.01	1,242,857.01
02/15/06	366,000.00	183,911.57		19,636.70						13,407.29	366,000.00	216,955.56	582,955.56
03/01/06		1,270,006.25								25,787.50	-	1,295,793.75	1,295,793.75
03/15/06	3,753,774.64	1,826,008.97	81,196.71	42,783.09					633,284.71	103,923.54	4,468,256.06	1,972,715.60	6,440,971.66
04/01/06	4,186,052.31	2,716,434.03	313,590.58	178,624.73	810,004.78	70,902.37	35,352.37	3,094.51	144,999.99	397,656.86	5,490,000.03	3,366,712.50	8,856,712.53
04/15/06		21,600.00									-	21,600.00	21,600.00
05/01/06		113,499.21		15,546.38					145,000.00	286,294.00	145,000.00	415,339.59	560,339.59
05/15/06	555,000.00	62,576.25									555,000.00	62,576.25	617,576.25
06/01/06	515,000.00	94,510.00							115,000.00	311,574.00	630,000.00	406,084.00	1,036,084.00
06/15/06	585,000.00	769,966.68								14,811.45	585,000.00	784,778.13	1,369,778.13
07/01/06	1,203,000.00	655,216.25	111,000.00	15,568.75					382,621.00	165,490.00	1,696,621.00	836,275.00	2,532,896.00
07/15/06		485,871.20		23,777.50					742,500.00		742,500.00	509,648.70	1,252,148.70
08/01/06	1,050,323.78	213,372.70							30,000.00	10,316.26	1,080,323.78	223,688.96	1,304,012.74
08/15/06	1,119,793.50	172,199.57	109,093.00	19,636.70					179,879.24	13,407.29	1,408,765.74	205,243.56	1,614,009.30
09/01/06	3,390,000.00	1,270,006.25							45,000.00	25,787.50	3,435,000.00	1,295,793.75	4,730,793.75
09/09/06									66,047.00		66,047.00	-	66,047.00
09/15/06		1,748,266.85		41,159.15					104,800.00	86,825.00	104,800.00	1,876,251.00	1,981,051.00
10/01/06	3,586,000.00	2,614,717.99	142,800.00	170,784.96		55,714.78		2,431.65	564,300.00	395,496.94	4,293,100.00	3,239,146.32	7,532,246.32
10/15/06	150,000.00	21,600.00									150,000.00	21,600.00	171,600.00
11/01/06	628,892.00	113,499.21	100,524.00	15,546.38					348,392.00	284,419.80	1,077,808.00	413,465.39	1,491,273.39
11/15/06		47,313.75									-	47,313.75	47,313.75
12/01/06		81,377.50							331,200.00	309,436.10	331,200.00	390,813.60	722,013.60
12/15/06	4,661,089.00	754,610.42							83,911.00	14,811.45	4,745,000.00	769,421.87	5,514,421.87
TOTAL	29,769,288.26	16,688,386.26	1,006,652.29	585,304.03	810,004.78	126,617.15	35,352.37	5,526.16	3,916,934.94	2,635,251.24	35,538,232.64	20,041,084.84	55,579,317.48

CALCULATION OF TOTAL NET INDEBTEDNESS

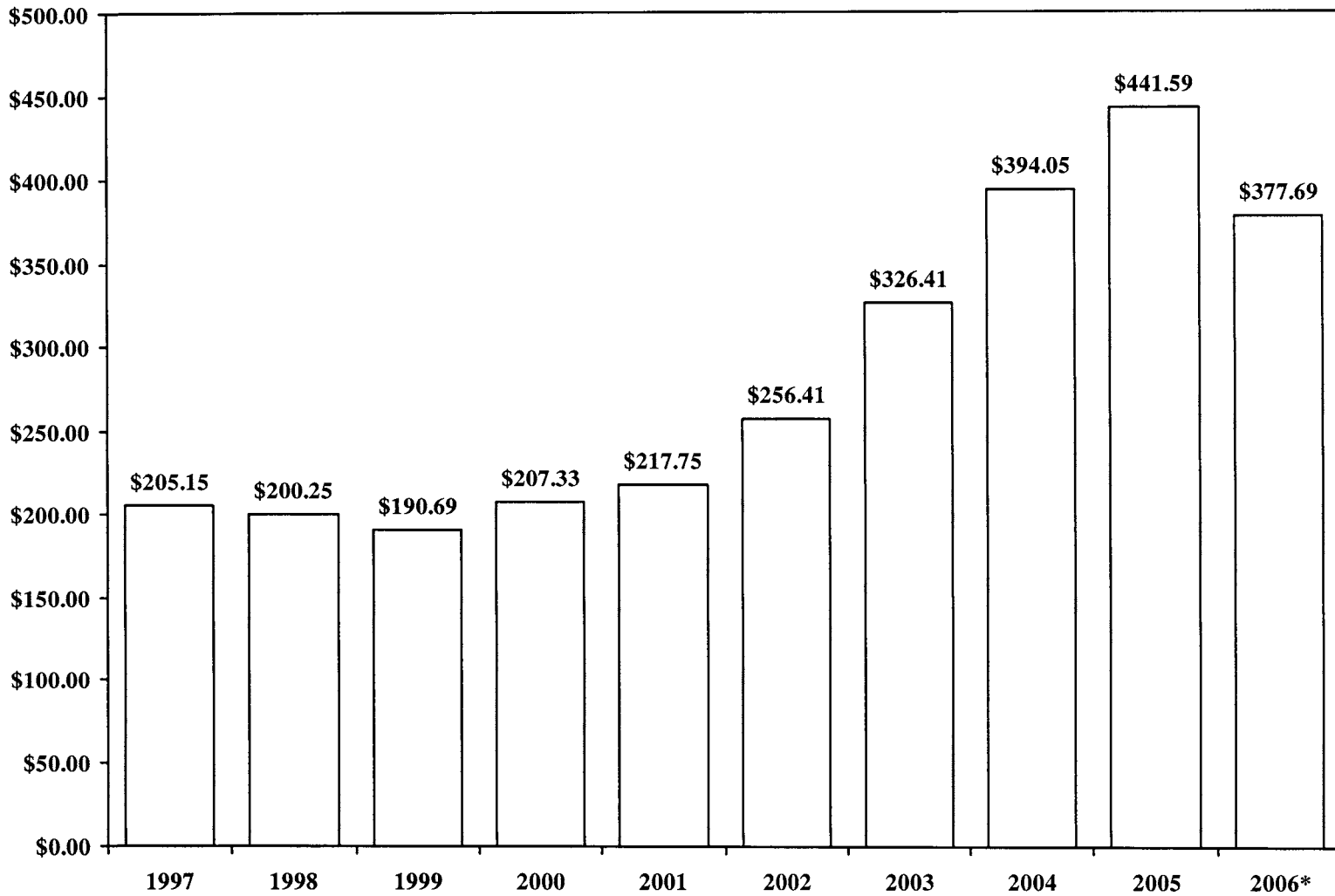
(As of December 31, 2005)

Five-year average full valuation		<u>\$32,778,196,613</u>
Debt Limit- 7% of average full valuation		\$2,294,473,763
Outstanding Indebtedness:		
Bonds - General & Enterprise	\$358,904,076	
Bonds - Sewer	50,362,095	
Bond Anticipation Notes - Sewer	<u>6,096,267</u>	
Total Indebtedness	\$415,362,438	
Less Exclusions:		
Sewer Exclusion	<u>\$56,458,362</u>	
Total Exclusions	\$56,458,362	
Total Net Indebtedness		\$358,904,076 *
Net Debt Contracting Margin		<u>\$1,935,569,687</u>
Percentage of Debt Contracting Power Exhausted		15.64%

* estimated

Net Bonded Debt Per Capita

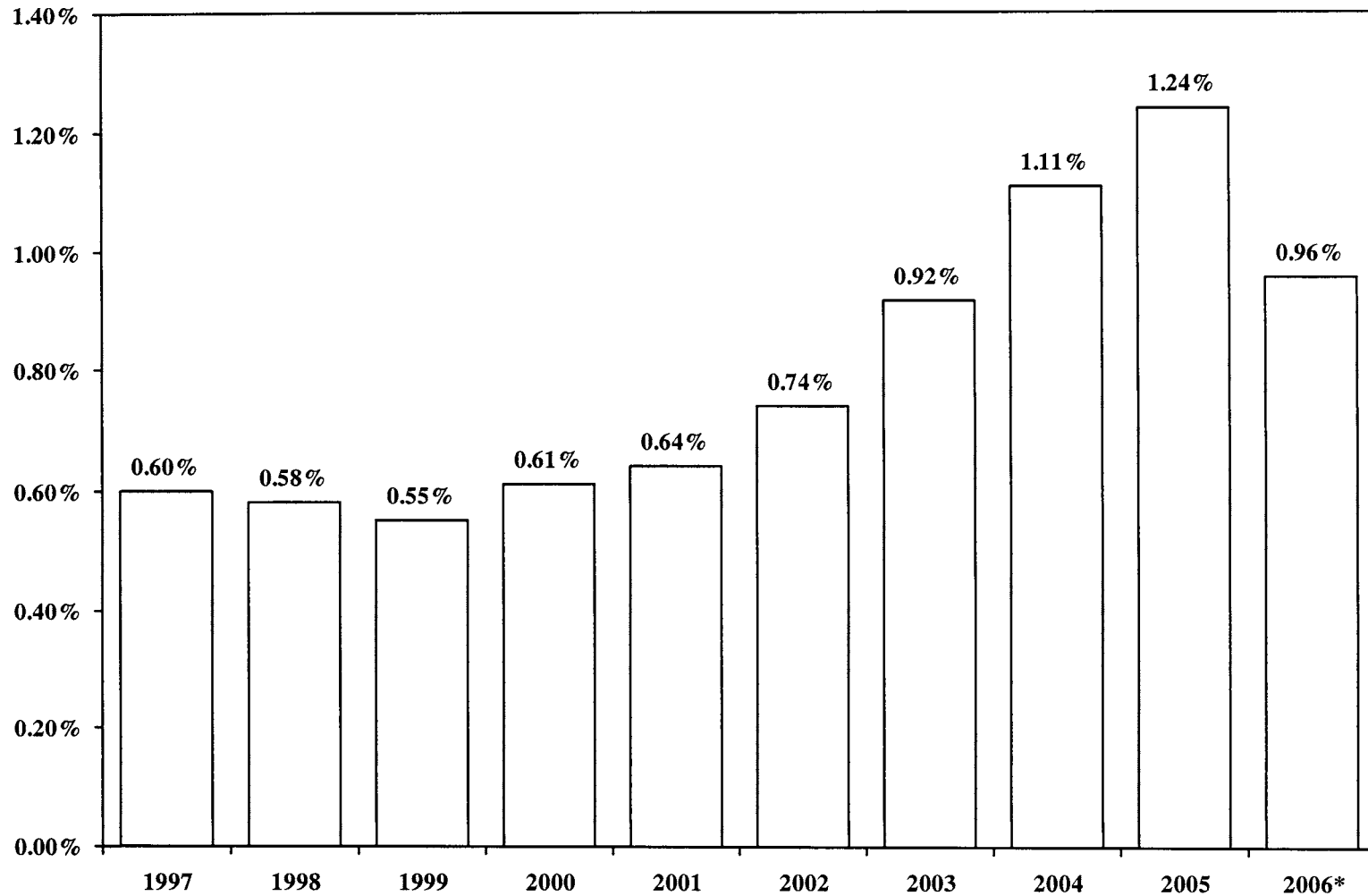
1997-2006



*Estimated

Source: Erie County Comprehensive Annual Financial Report and Official Statements

Net Bonded Debt Per Equalized Full Valuation 1997-2006




* Estimated

Source: Erie County Comprehensive Annual Financial Report and Official Statements

Index

	<u>Page</u>		<u>Page</u>
Bonded Debt Service, Recap	294	Library Grants	186
Budget Resolutions (2006)	R-1	Mental Health Grants	73
Calculation of Total Net	295	Net Bonded Debt Per Capita	296
Indebtedness		Net Bonded Debt Per Equalized	297
Capital Budget and Capital	245	Full Valuation	
Improvement Program		Probation Grants	39
Central Police Services Grants	7	Recap of 2006 Bonded Debt Service	294
Children with Special Needs Grants	116	Senior Services Grants	77
County Executive - Community	183	Sewer Districts – Descriptions	201
Development Fund Grants		Sewer District #1, 4, & 5	203
Debt Management	271	Sewer District #2	210
Debt Service Fund	272	Sewer District #6	225
District Attorney Grants	18	Sewer Fund Debt Service	292
Environment and Planning - Community	179	Sewerage Management, Division of	230
Development Fund Grants		Sheriff – Jail Management Division Grants	61
Erie County Home	242	Social Services Grants	63
Erie County Home Debt Service	291	Southtowns Sewage Treatment	216
Erie County Medical Center	237	Agency – Sewer District #3	
Erie County Medical Center	291	Summary of Grant Fund - Appropriations	1
Debt Service		and Revenues	
Erie County Medical Center	236	Youth Bureau Grants	112
Healthcare Network			
General Fund Debt Service	284		
Health Grants	121		
Indebtedness, Calculation of Total Net	295		
Law Grants	5		
Library Fund Debt Service	290		



BUDGET RESOLUTIONS

2006 Budget Resolutions

RESOLVED, that the following are specifically made a part of the official budget and capital program for 2006:

1. County officials and employees shall be reimbursed for the use of privately owned automobiles in the performance of county business, including travel by members of the County Legislature to and from the Legislature and committee meetings. The rate per mile for those employees covered by collective bargaining agreements shall be adjusted pursuant to provisions of these agreements and will be extended to all county employees upon notification of the Comptroller by the County Executive.
2. The 2006 Budget is hereby amended to include appropriate legislative actions completed since September 1, 2005.
3. When it is impossible to recruit personnel through the regular channels for certain positions, the County Executive is hereby authorized to fill such positions temporarily at a per diem or other rate not in excess of the salary provided in the budget.

The Commissioner of Personnel, with the approval of the County Executive, is hereby authorized to recruit at a higher increment level within the position salary range in cases where there are difficulties in recruitment.

In accordance with Section 22 of the New York State Civil Service Law, before any new position is created, including all grant positions, a B-100 (position authorization or change request) must be submitted to the Commissioner of Personnel for the purpose of titling said position and assignment of salary grade or hourly rate.

In accordance with Section 22 of the New York State Civil Service Law, all requests for upgrading, reclassification, or reallocation of positions, will be referred to the Commissioner of Personnel for his review and recommendations; no upgrading, reclassification or reallocation will be made except in conformance with said recommendations.

RESOLVED, that in accordance with Section 22 of the New York State Civil Service Law, the Erie County Legislature will not consider resolutions that do not include properly executed B-100s, and be it further

RESOLVED, that a certified copy of this budget resolution be sent to the Comptroller, Sheriff, District Attorney, County Clerk and all Erie County Department Heads.

4. Job groups and salary and wage rates as established for individual titles in the General Fund and other operating funds shall govern the rates of compensation for positions in the Grant Fund and Sewer Districts.

5. Specific authorization exists to spend amounts in grant programs, which are included in the budget subject to the availability of Federal, State, County and other local source funding.

The County Executive is authorized to accept and administer all grants and awards made to the county by an outside agency including the state and federal governments.

The County Executive is hereby authorized, subject to the approval of the County Legislature, to enter into contracts with grantor agencies for the purpose of receiving grants awarded or budgeted for fiscal year 2006.

Approval is also authorized to apply any unused balance from one grant program to the same grant program of a subsequent year, with the approval of the grantor, the Director of Budget, Management and Finance and the Erie County Legislature. These transfers do not apply to revenues which would normally accrue to the county for which specific approval of the Legislature will continue to be required. Approval for the creation of any new position will also continue to require the approval of the Legislature.

Except where otherwise prohibited by law or contract, in the event that the federal or state share or reimbursement for any grant is reduced, the County of Erie's share shall be reduced proportionately. Except where otherwise prohibited by law or contract, if any grant is not refunded by the grantor, the County Executive is hereby authorized to adjust, reduce or terminate any item of appropriation in any such grant or project.

6. The Director of Budget, Management and Finance is hereby authorized and empowered to pay school districts the required amount of unpaid school taxes and to levy and collect such previously uncollected school taxes as authorized by the Real Property Tax Law.

7. The Director of Budget, Management and Finance is hereby authorized and empowered to pay villages the required amount of unpaid village taxes and to levy and collect such previously uncollected village taxes as authorized by the Real Property Tax Law.
8. Pursuant to Section 114 of New York State Highway Law, the Director of Budget, Management and Finance is authorized to deposit and the County Comptroller is authorized to invest monies of the Highway Division - County Road Fund.
9. RESOLVED, that the powers and duties of the County Attorney, with the assistance of the County Executive or his designee, to operate the unified program of risk management for general liability, automobile, medical malpractice, contract, and commercial claims, brought by or against the County of Erie, to recommend, administer, investigate, defend, compromise, settle and pay such claims and to incur and pay necessary expenses in connection therewith such as loss prevention, investigation and adjustment, actuarial and risk management services, and technical and professional services are hereby continued, authorized and established for claims which now exist or may hereafter arise subject to state statute requirements.
10. RESOLVED, that the County Executive is hereby authorized to execute contracts between the towns and villages of the county and the County of Erie for the purpose of ice control and snow removal on county roads provided such towns and villages shall be reimbursed at a rate of \$2,393 per lane mile for the 2005-2006 contract year.
11. RESOLVED, that the County Executive be and is hereby authorized on behalf of the County of Erie to enact contracts for the calendar year 2006 with purchase of service providers specifically designated in this budget on such terms and conditions as the County Attorney may recommend, and such contracts shall provide for payment up to the sum designated in the 2006 Budget for the services agreed upon.
12. RESOLVED, that the County Executive be and hereby is authorized on behalf of the County of Erie to execute contracts for the calendar year 2006 with cultural, public benefit and service organizations specifically designated in this budget on such terms and conditions as the County Attorney may recommend, and such contracts shall provide for the payment of the sum designated in the 2006 budget for the services agreed upon, and shall contain the provisions herein set forth, and be it further

RESOLVED, that contracts shall provide for full payment in advance to each organization, upon execution of the contract, in those instances where the total sum payable to such organizations hereunder is twenty-five thousand dollars (\$25,000) or less, and be it further

RESOLVED, that except as provided in the preceding "RESOLVED" where the total sum payable hereunder to such organization is more than twenty-five thousand dollars (\$25,000), payment shall be twenty-five percent (25%) upon execution of the contract, twenty-five percent (25%) on the first day of April 2006, twenty-five percent (25%) on the first day of July 2006 and the balance on the first day of October 2006, and be it further

RESOLVED, that the contracts shall contain a provision detailing and limiting the use of county funds to such expenses as salaries, fringe benefits, rents, utilities, office supplies and equipment, and cultural, community or educational programs and services. An audit trail shall be maintained indicating that the county funds are being spent only on these types of items, and be it further

RESOLVED, that notwithstanding any contrary provision in this resolution, or in said contracts, the county with the approval of the County Legislature may decrease the amount of funds provided in any said contract upon ten (10) days notice to the organization, and be it further

RESOLVED, that no funds shall be distributed to any cultural agency unless it has first submitted to the Director of Budget, Management and Finance an audit report, or such other financial statement, for the agency's most recently completed fiscal year, and be it further

13. RESOLVED, that the County Executive is authorized to enter into contracts for the use of hotel bed tax revenues deposited into the General Fund and allocated to tourism, visitors and convention promotion, marketing and development services in the 2006 Budget as adopted, and to designate a Tourist Promotion Agency for Erie County.

14. WHEREAS, funding is included within the 2006 Erie County Budget for Rabies Clinic Services, and

WHEREAS, similarly, funding is included within the 2006 Erie County Budget for Household Hazardous Waste Drop-Off Days,

NOW, THEREFORE, BE IT

RESOLVED, that the Commissioner of Health is hereby required to receive authorization from the Legislature for the scheduling of Rabies Clinics sponsored by or held in association with the County of Erie and/or the Erie County Health Department, as such scheduling pertains to dates, times and locations of said Rabies Clinics during the year 2006, and be it further

RESOLVED, that the Commissioner of the Department of Environment and Planning is hereby required to receive authorization from the Legislature for the scheduling of Household Hazardous Waste Drop-Off Days sponsored by or held in association with the County of Erie and /or the Erie County Department of Environment and Planning, as such scheduling pertains to dates, times and locations of said Household Hazardous Waste Drop-Off Days during the year 2006, and be it further

RESOLVED, that certified copies of this resolution be sent to the Commissioner of Health, the Commissioner of Environment and Planning, and the County Attorney.

15. RESOLVED, that the Minimum and Maximum amounts paid to parents to transport their children to facility-based Preschool and Early Intervention Programs for the 2005-2006 and 2006-2007 Preschool Program Years and the 2006 Early Intervention Program Year shall be as follows:

<u>Category</u>	<u>Minimum Amount</u>	<u>Maximum Amount</u>
One-way trip	\$ 5.00 per day	\$10.00 per day
Two-way trip	\$10.00 per day	\$20.00 per day

RESOLVED, that the mileage rate to determine the minimum and maximum amounts paid to parents shall be forty cents ((\$0.40) per mile.

16. WHEREAS, the Erie County Legislature has, in the 2006 Budget, made the following appropriations:

<u>Division</u>	<u>Account</u>	<u>Appropriation For</u>	<u>Amount Appropriated</u>
Health	516020	Professional Service Contracts & Fees	\$1,444,616
Emergency Medical Services	516020	Professional Service Contracts & Fees	\$ 255,000
PH Lab, Epidemiology & Environmental Health	516020	Professional Service Contracts & Fees	\$ 181,425
Medical Examiner	516020	Professional Service Contracts & Fees	\$ 100,000

NOW, THEREFORE, BE IT

RESOLVED, that the Erie County Legislature hereby approves the acquisition by the Erie County Department of Health, of such necessary professional, technical and consultant services for the fiscal year 2006 from qualified professionals within the bounds of the appropriation stated above for those categories and providers as are listed in Exhibits A , B, C and D attached to this resolution and incorporated herein, and be it further

RESOLVED, that the County Executive is hereby authorized to execute any and all contracts necessary to effect this resolution for the fiscal year 2006, and be it further

RESOLVED, that inasmuch as it is impractical to follow the request for proposal (RFP) in the case of doctors, dentists and other professionals, the Erie County Legislature hereby waives this procedure for these categories of services as provided for in Section 19.08 of the Erie County Administrative Code.

EXHIBIT A
 Erie County Health Department
 Contractual Service Rates for Fee-For-Service Personnel
 Annual Compensation Will be Less Than \$10,000

	<u>Rates for 2006</u>
Audiometer Technician	\$8.00/hour
Court Stenographer	
Original Transcript and 1 copy	2.25/page
2 nd and all other copies	1.25/page
Minimum Appearance	50.00/hearing
Data Management Intern	10.00/hour
Dental Assistant	10.00/hour
Dental Hygienist	20.00/hour
Dental Office Auxiliary	13.00/hour
Engineering Intern	10.00/hour
Environmental Education Intern	10.00/hour
Field Investigator	15.00/hour
Geographic Information Systems Consultant	21.00/hour
Hearing Officer	40.00/hour
Laboratory Technician	9.74/hour
Licensed Practical Nurse	7.33/hour
Breast Feeding Peer Counselor	10.00/hour
Breast Feeding Peer Counselor Coordinator	11.00/hour
Nurse Practitioner	12.74/hour
Nutritionist	15.66/hour
Office Assistant	10.00/hour
Occupational Therapist	14.95/hour
Pharmacy Consultant	25.00/hour
Public Health Education Specialist	15.00/hour
Public Health Nurse	11.23/hour

Public Health Social Worker	\$ 12.79/hour
Record Retention Summer Intern	6.00/hour
Registered Nurse	1 0.80/hour
Refugee Health Assessment Language Interpreter	40.00/ assessment
Social & Preventive Medicine Intern	13.00/hour
Vector & Pest Control Intern	13.00/hour
Veterinarian Services	
Dog Handler-Rabies Clinic	5.76/hour
Syringe Filler-Rabies Clinic	5.76/hour
Veterinary Services-Rabies Clinic	40.00/hour
Confinement (Daily)	5.00/day
Examination	12.05/exam
Specimen Preparation for Rabies Lab	50.00/specimen

EXHIBIT B
Erie County Health Department
Contractual Service Rates for Fee-For-Service Personnel
Annual Compensation May be \$10,000 or More

	<u>Rates for 2006</u>
Dentist	\$50.00/hour
Dentist (Forensic)	150.00/hour
Data Management Systems Consultant	30.00/hour
Physician	60.00/hour
Clinical Consultant	40.00/hour
Physician Assistant	43.00/hour
Podiatrist	50.00/hour
Refugee Health Assessment by Physician	100.00/ assessment

EXHIBIT C
Erie County Health Department
Emergency Medical Services Division
Contractual Service Rates For Fee-For-Service Personnel
Annual Compensation Will be Less Than \$10,000

Rates Effective
January 1, 2006

Fast, Inc	\$52.00/3 hours
Fire Rescue Service	52.00/3 hours
Legal Instructor-EMS	40.00/hour (Limit 2 hours)
Lab Instructor	10.72/hour
Rescue Instructor	17.02/hour
Physician	60.00/hour
Certified Lab Instructor	12.00/hour

EXHIBIT D
Erie County Health Department
Emergency Medical Services Division
Contractual Service Rates For Fee-For-Service Personnel
Annual Compensation May be \$10,000 or More

Rates Effective
January 1, 2006

Certified Instructor Coordinator	\$28.11/hour
Practical Work Instructor	10.00/hour

and be it further

RESOLVED, that the Erie County Executive is hereby authorized to enter into contracts and amendments to these contracts, with the following organizations to provide Public Health Services in order to assure continuation of vital services:

Erie County Medical Center Corp.
Nurse Midwifery Associates of WNY, LLP
Academic Medicine Service, Inc.
University Gynecology & Obstetricians, Inc.
University at Buffalo Pathologist, Inc.
M/Mgmt Systems
Justice Trax
Cornell Cooperative Extension
UB School of Public Health and Health Professions
University Emergency Medical Services
Unisys Corp.
Mitchell & McCormick, Inc.
Calspan-UB Research Center
Western New York Public Health Alliance, Inc.
Buffalo Computer Graphics

and be it further

RESOLVED, that the necessary funds to cover the cost of these contracts have been appropriated in the 2006 Erie County Budget, and be it further

RESOLVED, that in as much as it is impractical to follow the request for proposal (RFP) procedures, the Erie County Legislature hereby waives this procedure in the case of these services which must be provided immediately and on an uninterrupted basis as provided for in Section 19.08 of the Erie County Administrative Code.

17. WHEREAS, the Erie County Department of Health contracts for Public Health Services with New York State and other grantors after projections for the County budget are established, and

WHEREAS, actual negotiated contract amounts and project totals as approved by the grantor may differ from the specific amounts projected for accounts and sub-accounts and for project totals,

NOW, THEREFORE BE IT

RESOLVED, that the County Executive is hereby authorized to enter into contracts with the grantors for the:

BREAST AND CERVICAL CANCER	127BREASTCERV0607
CDC WORKSITE BUSINESS	127WORKBUS0607
CHILDHOOD LEAD POISONING	127CHILDLEAD2006
DEA TOXIC STUDY	127DEATIXIC0607
DRINKING WATER ASSMT EXPANDED SYRINGE ACCESS/DISP PROG	127DRINKWATER0607 127ESAP0607
EAT WELL PLAY HARD	127EATWELL0607
FACILITATED ENROLLMENT	127FACENROLL2006
HEALTHY HOMES INITIATIVE	127HEALTHYHOME0607
HIV PART NOTIFICATION HEALTHY HEART WORKSITE WELLNESS	127PNAP0607 127HEALTHY0607
HEALTHY NEIGHBORHOODS	127HLTHYNEIGH0607
IMMUNIZATION ACTION PLAN	127IAP0607
LEAD HAZARD	127LEADHAZARD0607
LEAD OUTREACH	127LEADOUTREACH0607
LEAP	127LEAP0607
MED EXAM TOX LAB	127METOXLAB0607
NATIONAL FORENSIC SCIENCES	127NAFR0607

PARTNERS FOR PREVENTION	127PARTPRE0607
PUBLIC HEALTH CAMPAIGN - STD	127PHCSTD0607
PUBLIC HEALTH CAMPAIGN - TB	127PHCTB0607
SYSTEM APPROACH RED ASTHMA	127SYSAPPAST0607
WNY COAL FOR DIAB PREV	127WNYCOALDIAB0607
WOMEN'S HEALTH	127WOMENHLTH2006
WESTERN REGIONAL TRAIN	127WSTREGTRAIN0607
YOUTH TOBACCO	127YTOB0607
BIOTERRORISM	HS127BT0607
LAB RESPONSE NETWORK	HSLRN0607
MEDICAL RESERVE CORPS	HSMRC0607

RESOLVED, that authorization is hereby granted to transfer appropriations between accounts and sub-account contract amounts within the respective projects to reflect the outcome of negotiations with the grantors and with sub-contract agencies, and be it further

RESOLVED, that authorization is hereby granted for further revisions, including changes to the approved project total amounts, in accordance with State, federal and other grantor approval.

18. RESOLVED, that the County Executive is hereby authorized to enter into contracts with the New York State Departments of Health and Education for the operation of the Early Intervention, Preschool and Children With Special Needs Programs, and be it further

RESOLVED, that the necessary funds to cover the costs of these contracts have been appropriated in the 2006 budget, and be it further

19. RESOLVED, that the County Executive is hereby authorized to enter into contracts and amendments to these contracts, with the following organizations approved by New York State to provide Early Intervention and Preschool Education:

Aspire, Inc. (aka Cerebal Palsy Association of Western New York)
Aurora Audiology and Speech Associates, Inc.
Baker Victory Services
Baker-Victory (dba: Family Pointe)
BOCES - Erie 1
BOCES – Erie 2- Chautauqua-Cattaraugus
BOCES – Niagara-Orleans
Bornhava, Specialized Early Childhood Center of WNY
Buffalo Hearing and Speech Center, Inc.
Cantalician Center for Learning
CHC Learning Center
Child Care Coalition of the Niagara Frontier, Inc.
Child Pro (aka: South Shore Comprehensive Therapies, LLC)
CitiCare Solutions, Inc.
Diversified Children's Services, Inc.
Elizabeth Pierce Olmstead, M.D., Center for the Visually Impaired
Erie County Medical Center Corporation
Ganrormic, Inc. (dba: Wee Can Preschool)
Gateway-Longview Therapeutic Preschool
Health Community Alliance
Hearing and Speech Center of WNY
Heritage Education Program (ARC)Interactive Therapy Group
InterActive Therapy Group
Intergrated Therapy Services
Kaleida Health/Women and Children's Hospital of Buffalo
-Department of Behavioral Science Therapeutic Pre-school
-Early Childhood Program

League for the Handicapped
People Inc.
Personal Care Therapeutics
Silver Creek Montessori
Speech, Language and Communication Associates
Stepping Stone Physical Therapy, P.C.
Summit Educational Services
Tender Loving Care Health Care Services, Inc.
Therapeutic LINK for Children
Two OT's Inc. (dba: Foundations Development Readiness Center Children's Occupational Therapy Resources, PC)
United Cerebral Palsy Association of Western New York
Wee Can Preschool (Ganrormic, Inc)

and be it further

RESOLVED, that the necessary funds to cover the cost of these contracts have been appropriated in the 2006 Erie County Budget, and be it further

RESOLVED, that the Erie County Legislature hereby makes a finding that it is impracticable to follow the RFP procedure in the case of these State-approved agencies and hereby waives the procedures outlined in Section 19.08 of the Erie County Administrative Code.

20. WHEREAS, the Department of Health - Division of Services to Children With Special Needs requires continued technical support to maintain and enhance its computerized system for Preschool Program enrollment data, vendor payment and State Aid claiming,

NOW, THEREFORE, BE IT

RESOLVED, that the County Executive is hereby authorized to renew a \$25,000 contract in 2006 with James McGuinness and Associates, Inc., to modify, support, and upgrade the customized, proprietary computer software for the Preschool Program, and be it further

RESOLVED, that the Erie County Legislature hereby makes a finding that it is impracticable to follow the RFP procedures for an annual contract renewal in connection with maintenance and enhancement of proprietary computer software which has been developed under a currently authorized contract, and hereby waives the procedures outlined in Section 19.08 of the Erie County Administrative Code, and be it further

RESOLVED, that the necessary funds to cover the cost of this contract have been appropriated in the 2006 Erie County Budget.

21. WHEREAS, the Erie County Department of Health requires health and education professionals on a fee for service basis to represent the County's interest at the meetings of the local school districts to determine the eligibility and service plans for the Preschool Program.

NOW, THEREFORE, BE IT

RESOLVED, that the County Executive is hereby authorized to enter into fee for service contracts with health and education professionals at the following rate schedule:

<u>Type of Service</u>	<u>School District Attendance</u>	<u>Phone Conference</u>
Initial Placement	\$35.00 per case	\$15.00 per case
Amendment to the Initial Service Plan	\$15.00 per case	\$10.00 per case
Annual Review of Current Service Plan	\$40.00 per case	\$20.00 per case

and be it further

RESOLVED, that the necessary funds to cover the cost of these contracts have been appropriated in the 2006 Erie County Budget, and be it further

RESOLVED, that the Erie County Legislature hereby makes a finding that it is impracticable to follow the RFP procedure in the case of these health and education professionals, and hereby waives the procedures outlined in Section 19.08 of the Erie County Administrative Code.

22. WHEREAS, Chapter 231 of the New York State Laws of 1993 now allows the county to bill third-party insurance for various services provided to infants and toddlers with developmental delays and their families,

NOW THEREFORE BE IT

RESOLVED, that the County Executive is hereby authorized to enter into a contract in 2006 with James McGuinness and Associates, Inc., in the amount of \$12,000 to maintain a computerized management system for the billing and collecting of third-party insurance revenues by the County, and be it further

RESOLVED, that the Erie County Legislature hereby makes a finding that is impracticable to follow the RFP procedure in the case of this company who has developed a unique software program (which a number of other counties are successfully using), and hereby waives the procedures outlined in Section 19.08 of the Erie County Administrative Code, and be it further

RESOLVED, that the necessary funds to cover the cost of this contract have been appropriated in the 2006 Budget.

23. RESOLVED, that the Erie County Legislature hereby finds that the services of physicians, dentists, dental assistants and pharmacists at the Erie County Holding Center and the Erie County Correctional Facility must be provided immediately on an uninterrupted basis and also hereby determines that the RFP procedure for selecting the providers of such services under Section 19.08 of the Erie County Administrative Code is impracticable and is therefore waived in the selection of physicians, dentists, dental assistants, and pharmacists to provide services at the Erie County Holding Center and Erie County Correctional Facility, and be it further

RESOLVED, that subject to the departmental appropriations heretofore or hereafter made therefor, the Erie County Legislature hereby approves contracts between the County of Erie and licensed medical professionals selected by the Sheriff to provide physician, dentist, dental assistant and pharmacist services at the Erie County Holding Center and Erie County Correctional Facility on a fee for services basis at hourly rates established by the Commissioner of Personnel.

24. RESOLVED, that the County Executive is hereby authorized to enter into agreements for fiscal year 2006 with municipalities and non-profit corporations within Erie County to provide services under the S.T.O.P.- DWI and Office of Traffic Safety Programs in relation to law enforcement, traffic safety, rehabilitation, education, adjudication, and evaluation activities.

25. WHEREAS, it is desirable that the District Attorney of Erie County have the authority to continue to appoint attorneys from the United States Attorney's Office and other prosecutors' offices as Assistant District Attorneys in Erie County so that crimes may be prosecuted more efficiently and effectively, and

WHEREAS, the authority of the District Attorney to appoint Assistant District Attorneys is limited by the number of Assistant District Attorney positions authorized by the Erie County Legislature, and

WHEREAS, the attorneys appointed as Assistant District Attorneys as part of the cross-designation program receive no compensation from Erie County for their services.

NOW, THEREFORE, BE IT

RESOLVED, that effective January 1, 2006, five additional Assistant District Attorneys are authorized to serve without compensation from Erie County and at the pleasure of the Erie County District Attorney.

26. RESOLVED, that upon the recommendation of the Sheriff with respect to the Erie County Holding Center (EHC) and the Erie County Correctional Facility (ECCF), the County Executive is hereby authorized to enter into and/or renew agreements with other counties of this state for the housing at the EHC or the ECCF of prisoners of such counties at a per diem per capita cost rate for each institution, and be it further

RESOLVED, that the County Executive is hereby authorized to negotiate a rate increase applicable to the agreement for housing federal prisoners of the U.S. Marshals Service and the Immigration and Naturalization Services.

27. RESOLVED, that authorization is hereby granted to underfill Assistant District Attorney positions in J.G. 11, 13, 14 and 15 as deemed necessary by the District Attorney and approved by the Commissioner of Personnel, in order to retain a full complement of staff.

28. WHEREAS, it is necessary for the Department of Social Services to enter into various professional, technical and consultant service and other contracts in order to fulfill its statutory responsibilities, and

WHEREAS, some of these contracts might be subject to the provisions of Section 19.08 of the Erie County Administrative Code, and

WHEREAS, the Erie County Legislature hereby determines that in regard to those services regulated by part 405 of Title 18 of the New York State Codes, Rules and Regulations, as well as those agreements with various doctors, dentists and ministers, the procedures of Section 19.08 of the Administrative Code are neither efficient nor practical.

NOW, THEREFORE, BE IT

RESOLVED, that the provisions of Section 19.08 of the Erie County Administrative Code are waived for those contracts between the Department of Social Services and the providers of services regulated by part 405 of Title 18 of the New York State Codes, Rules and Regulations, as well as any and all contracts with doctors, dentists and ministers, and be it further

RESOLVED, that the Commissioner of Social Services is hereby authorized to execute any such contracts, which he deems to be in the best interest of the residents and taxpayers of the County of Erie.

29. WHEREAS, the Department of Social Services contracts with community agencies for traditional preventive services, intensive home-based preventive services, respite services and PINS diversion services, and

WHEREAS, a number of community agencies provide services in multiple service categories, under a single contract with two or more program components, and

WHEREAS, the 2006 budget contains separate sub-account appropriations for each program component of these agencies due to accounting and claiming requirements, and

WHEREAS, the actual referral of cases during the course of the year in each program component may not match the estimated appropriation allocation.

NOW THEREFORE, BE IT

RESOLVED, that the Department of Social Services is hereby authorized to transfer appropriations between the separate sub-accounts budgeted in 2006 as necessary to match actual case referrals and service delivered for the following multi-program agencies:

Joan A. Male Family Support Center
Catholic Charities
Salvation Army
Native American Community Services
Gateway Longview
Buffalo Urban League
Care Management Corporation
Child and Adolescent Treatment Services

and be it further

RESOLVED, that the total amount paid to each of these multi-program agencies shall not exceed the continued total amounts appropriated to each agency in its individual component appropriations.

30. RESOLVED, that the Department of Social Services is hereby authorized to apply any unused balances, and the associated local share, from prior year grant funds to the 2006 fiscal year grant funds as appropriate.

31. RESOLVED, that the institutional rates to be paid from the Social Services programs shall be those as filed by the Commissioner of Social Services.

32. RESOLVED, that the monthly rates of reimbursement to foster parents for the care of children and families in the 2006 fiscal year shall be as follows:

<u>Age of Child</u>	<u>Normal Rate</u>	<u>Special Rate</u>	<u>Exceptional Rate</u>
0-5	\$365.56	\$548.38	\$ 731.16
6-11	\$438.45	\$657.63	\$ 876.84
12+	\$507.09	\$760.63	\$1,018.36

33. RESOLVED, that the yearly clothing allowance to foster parents for the care of children in families shall be \$292.00 for each child age 5 and under, \$409.00 for each child age 6 through 11, \$634.00 for each child age 12-15, and \$775.00 for each child age 16 and over.

34. WHEREAS, the Erie County Department of Mental Health contracts for mental disability services, substance abuse services and children's services enhancement programs after projections for the County budget are established, and

WHEREAS, actual negotiated contract amounts and project totals as approved by the grantor may differ from the specific amounts projected for sub-accounts and for project totals,

NOW, THEREFORE, BE IT

RESOLVED, that the County Executive is hereby authorized to enter into contracts with the grantors, New York State and the United States Department of Health and Human Services, and sub-contract agencies for the SAMHSA Family Voices grant and the SPOA: Children's Intensive Community Services grant, Projects 124Fam_Voices2006 and 124SPOA2006, which are included in the 2006 County Budget, and be it further

RESOLVED, that authorization is hereby granted to transfer appropriations between sub-account amounts within the respective projects to reflect the outcome of negotiations with the grantors and with sub-contract agencies, and be it further

RESOLVED, that authorization is hereby granted for further revisions, including changes to the approved project total amounts, in accordance with state or federal government grantor approval.

35. WHEREAS, the Erie County Department of Mental Health requires professional, technical and consultant services to be provided on a fee-for-service basis for the budget year 2006, and

WHEREAS, some of these services might be subject to the provisions of Section 19.08 of the Erie County Administrative Code.

NOW, THEREFORE, BE IT

RESOLVED, that inasmuch as it is impractical to follow the request for proposal (RFP) procedure in the case of certain professional services provided for the Department of Mental Health, the Erie County Legislature hereby waives this procedure for these categories of service as provided for in Section 19.08 of the Erie County Administrative Code, and adopts the following fee schedules:

EXHIBIT A
Erie County Department of Mental Health
Contractual Service Rates for Fee-For-Service Personnel
Annual Compensation Will Be Less Than \$10,000

Rate for 2006

Language Interpreter	\$40.00/standard hour, \$80 minimum
Language Interpreter	\$80.00/non-standard hour, \$160 minimum

EXHIBIT B
Erie County Department of Mental Health
Contractual Service Rates for Fee-For-Service Personnel
Annual Compensation May Be \$10,000 or More

Rate for 2006

Psychiatrist	\$90.00/hour
Psychiatric Nurse Practitioner	\$50.00/hour

and be it further

RESOLVED, that subject to departmental appropriations made therefore, the Erie County Legislature hereby approves contracts between the County of Erie and medical professionals and language interpreters on a fee-for-service basis for services provided to the Department of Mental Health

36. RESOLVED, that the County Executive is hereby authorized, subject to prior Legislative approval, to execute a contract for 2006 with the State of New York Division for Youth for the operation and maintenance of a secure detention program at the Erie County Youth Services Detention Center, and be it further

RESOLVED, that the necessary funds to cover the cost of this contract have been appropriated in the 2006 Erie County Budget, and be it further

RESOLVED, that said authorization be on the condition that the State of New York provide revenues based on a reimbursement schedule of 50% for a local youth and 100% for out-of-county or out-of-state youth receiving secure detention services.

37. WHEREAS, the Erie County Division of Detention desires to provide community-based housing for non-secure youth remanded to their custody, and

WHEREAS, the Division of Detention conducted a thorough RFP process to identify the most qualified and cost effective agencies to provide this service,

NOW, THEREFORE, BE IT

RESOLVED, that the County Executive is hereby authorized, to enter into contracts and amendments to these contracts with the following organizations to provide non-secure detention services for the Erie County – Detention Division:

Refuge Temple Educational and Cultural Center, Inc.
Hopevale, Inc.

and be it further

RESOLVED, that the necessary funds to cover the cost of these contracts have been appropriated in the 2006 Erie County Budget, and be it further

RESOLVED, that the Erie County Legislature hereby makes a finding that it is impracticable to follow the RFP procedures and hereby waives the procedures outlined in Section 19.08 of the Erie County Administrative Code, and be it further

RESOLVED, that said authorization be on the condition that the State of New York provide revenues based on a reimbursement schedule of 50% for a local youth and 100% for out-of-country or out-of-state youth receiving secure detention services.

38. WHEREAS, the Erie County Division of Youth Services and the Youth Services' Board have completed the program application and review process by sponsoring application workshops, soliciting proposals for the 2006 Erie County Youth Development Delinquency Prevention Project, the Special Delinquency Prevention Program Project, The Runaway Assistance Project, the Homeless Youth Project, the Operation Prime Time Initiative, and has conducted hearings on all proposals and the Youth Services Board is making final recommendations as is its responsibility.

NOW, THEREFORE, BE IT

RESOLVED, that the County Executive is hereby authorized to enter into and execute any application, contracts including amendments with the State of New York and the service providers, and be it further

RESOLVED, that the necessary funds to cover the cost of these contracts have been appropriated in the 2006 Erie County Budget, and be it further

RESOLVED, that the Erie County Legislature hereby makes a finding that it is impracticable to follow the RFP procedures and hereby waives the procedures outlined in Section 19.08 of the Erie County Administrative Code.

39. RESOLVED, that the total 2006 appropriations, estimated revenues and tax levies for Sewer District Nos. 1, 4 and 5; Sewer District No. 2; Southtowns Sewage Treatment Agency/Sewer District No. 3; and Sewer District No. 6 are as follows:

2006
SEWER DISTRICT NOS. 1, 4 AND 5

SEWER DISTRICT NO. 1

Appropriations	\$4,639,655	
Estimated Revenues	<u>(87,560)</u>	
Tax Levy		\$4,552,095

SEWER DISTRICT NO. 4

Appropriations	\$7,263,664	
Estimated Revenues	<u>(3,203,409)</u>	
Tax Levy		\$4,060,255*

* Lancaster (Town) \$2,061,835	Lancaster (Village) \$893,178	Depew (Village) \$1,105,242
--------------------------------	-------------------------------	-----------------------------

SEWER DISTRICT NO. 5

Appropriations	\$1,599,337	
Estimated Revenues	<u>(464,630)</u>	
Tax Levy		\$ 1,134,707

SEWER DISTRICT NO. 2

SEWER DISTRICT NO. 2

Appropriations	\$6,388,284	
Estimated Revenues	<u>(1,502,547)</u>	
Tax Levy		\$4,885,737

SOUTHTOWNS SEWAGE TREATMENT AGENCY/SEWER DISTRICT NO. 3

SEWER DISTRICT NO. 3

Appropriations	\$ 9,539,827	
Estimated Revenues	(<u>2,875,127</u>)	
Tax Levy		\$6,664,700

SOUTHTOWNS SEWAGE TREATMENT AGENCY

Appropriations	\$3,614,461	
Estimated Revenues	(<u>3,614,461</u>)	
Tax Levy		\$ -0-

SEWER DISTRICT NO. 6

Appropriations	\$4,360,193	
Estimated Revenues	(<u>1,983,422</u>)	
Tax Levy		\$2,376,771

40. RESOLVED, that the County Executive be, and hereby is, authorized to enter into contracts on behalf of the County of Erie with the following agencies for the continuation of grants administered by the New York State Office for the Aging listed below:

- Area Agency on Aging Grant, Title III-B for the period January 1, 2006 through December 31, 2006;
- Elder Abuse Prevention Grant for the period January 1, 2006 through December 31, 2006;
- Senior Community Services Employment Grant for the period July 1, 2006 through June 30, 2007;

- Community Services for the Elderly Grant for the period April 1, 2006 through March 31, 2007,
- Expanded In-Home Services for the Elderly Grant for the period April 1, 2006 through March 31, 2007;
- Disease Prevention and Health Promotion Grant, Title III-D for the period January 1, 2006 through December 31, 2006;
- Health Insurance Information, Counseling and Assistance Program for the period April 1, 2006 through March 31, 2007;
- Weatherization Referral and Packaging Program Grant for the period October 1, 2006 through September 30, 2007;
- State Nutrition Assistance Program Grant for the period April 1, 2006 through March 31, 2007;
- Congregate Dining Nutrition Program Grant, Title III-C-1 and the Home-Delivered Nutrition Program Grant, Title III-C-2 for the period January 1, 2006 through December 31, 2006;
- Cash-In-Lieu of Commodities Grant for the period October 1, 2006 through September 30, 2007;
- Retired Senior Volunteer Program Grant for the period April 1, 2006 through March 31, 2007;
- Congregate Services Initiative Grant for the period April 1, 2006 through March 31, 2007;
- Long Term Care Ombudsman Program Grant for the period April 1, 2006 through March 31, 2007;
- Elder Caregiver Support Program Grant, Title III-E for the period January 1, 2006 through December 31, 2006;

and be it further

RESOLVED, that the County Executive is authorized to enter into contracts on behalf of the County of Erie with the following agencies for the purposes stated below:

- Erie County Department of Social Services for the continuation of Protective Services for the Elderly Program and the Housing Improvement for Older Adults Program, both for the period January 1, 2006 through December 31, 2006; the Weatherization Referral and Packaging - DSS Program for the period October 1, 2006 through September 30, 2007; and the Home Energy Assistance Program for the period October 1, 2006 through September 30, 2007;
- Erie County Department of Mental Health for the continuation of the Community Service Coordinator Program for the period January 1, 2006 through December 31, 2006;
- Senior Service America, Inc., for the continuation of the Senior Aides Grant for the period July 1, 2006 through June 30, 2007;
- Corporation for National and Community Service for the Retired Senior Volunteer Program Grant for the period July 1, 2006 through June 30, 2007;
- The Erie County PHA Consortium for the continuation of the HOPE for Elderly Independence Program Grant for the period January 1, 2006 through December 31, 2006

and be it further

41. RESOLVED, that the County Executive be, and hereby is, authorized to enter into contracts between the County of Erie and community organizations and agencies to provide and operate congregate dining facilities to serve meals at appropriate group dining sites and to provide clean-up and transportation services as stipulated in the 2006 Areawide Nutrition and Community Services plans for which the community organizations and agencies will be reimbursed for the aforementioned clean-up and transportation services based on the number of meals served and/or trips provided at each site, total not to exceed the amounts appropriated in this budget under the Congregate Nutrition Dining Program grant: Buffalo Area Services of the Salvation Army, Inc.

Los Tainos Senior Citizen Center
Clarence Senior Citizens, Inc.
Hispanics United of Buffalo, Inc.
Town of Amherst - Senior Center
Jewish Center of Greater Buffalo, Inc.
Advisory Board For Lovejoy Elderly & Youth, Inc.
Village of Kenmore
Seneca Babcock Community Assn., Inc.
Community Action Organization of Erie County, Inc.
Town of Tonawanda
City of Buffalo
Buffalo Urban League, Inc.
Town of Cheektowaga
Village of Sloan
The Salvation Army Tonawanda Corps
City of Lackawanna
Northwest Buffalo Community Development Corp., Inc.
North Buffalo Community Development Corp.
Town of Hamburg
Town of West Seneca
Town of Alden

APL Property Group
Town of Lancaster
University Heights Community Development Assn., Inc.
Bailey-Delavan Community Services, Inc.
Buffalo Federation of Neighborhood Centers
Town of Concord
YMCA William-Emslie Branch
1490 Enterprises, Inc.
Town of Evans
Town of Newstead
Town of Boston
Town of Orchard Park
United Church Manor
Maryvale East Management Corporation
Erie Regional Housing Development Corporation
Town of Aurora
272-280 Linwood Avenue, Inc.

and be it further

42. RESOLVED, that the County Executive be, and hereby is, authorized to enter into a contract between the County of Erie and Meals on Wheels of Buffalo and Erie County, Inc., for the period January 1, 2006 through December 31, 2006, to obtain, distribute and serve home-delivered meals to approved clients, and to provide administrative and supportive services necessary to perform said home delivered meal services, as stipulated in the 2006 Areawide Nutrition and Community Services Plans. Meals on Wheels of Buffalo and Erie County, Inc., is to be reimbursed according to a line item budget for all expenditures (less retained income) incurred for providing said services, a total not to exceed the amount appropriated in this budget, and be it further

RESOLVED, that the County Executive be, and is hereby, authorized to enter into a contract between the County of Erie and Southtowns Meals on Wheels, Inc., for the period January 1, 2006 through December 31, 2006 under the Title III-C-2 grant, to prepare and deliver meals to approved homebound clients in the stipulated towns in southern Erie County, a total not to exceed the amount appropriated in this budget, and be it further

43. RESOLVED, that since no County funding is required, the County Executive be, and hereby is, authorized to initiate and/or renew the contracts with the following townships and community agencies for the operation of the Transportation for the Elderly Program vans for the period January 1, 2006 through December 31, 2006:

ORGANIZATIONS

Town of Aurora
St. Augustine Community Center
Town of Cheektowaga
Town of Clarence
Town of Concord
Town of Lancaster
City of Lackawanna
Town of Orchard Park
City of Tonawanda
Town of Tonawanda
Town of West Seneca

and be it further

44. RESOLVED, that subject to the availability of Federal, State, County and other local source funding, the County Executive be, and hereby is, authorized to enter into contracts and amendments to these contracts, with the following organizations in aggregate amounts not to exceed the amount appropriated in this budget under the Title III-E Grant to provide Adult Day Care/Respite for the period January 1, 2006 through December 31, 2006:

Aurora Adult Day Care Center, Inc.
Catholic Charities Manpower Services, Inc.
Episcopal Church Home/Central Adult Day Services
Kaleida Health - Amherst Adult Day Services
Kaleida Health - DeGraff Adult Day Care
Lord of Life Adult & Child Services, Inc.

Lakeshore Family Center
Menorah Campus, Inc. Social Adult Day Care (d/b/a The Harry and Jeanette Weinberg Campus)
People, Inc.
Town of Hamburg Adult Day Care
McGuire Care Center

and be it further

45. RESOLVED, that subject to the availability of Federal, State, County and other local source funding, the County Executive be, and hereby is, authorized to enter into contracts with Supportive Services Corporation, Inc., in the amount appropriated in this budget to administer the Senior Community Services Employment Program and the Senior Aides Program, both for the period July 1, 2006 and through June 30, 2007, and be it further

46. RESOLVED, that the County Executive be, and hereby is, authorized to execute a contract between the County of Erie and Lisa Gebauer Smith, R.D. for services for the period of January 1, 2006 through December 31, 2006 under the Congregate Dining Nutrition Program Grant to provide nutrition education, nutrition counseling, and congregate dining monitoring services at the Congregate Dining sites in Erie County, in an amount not to exceed the amount appropriated in this budget, and be it further

RESOLVED, that inasmuch as it is impracticable to follow the request for proposal (RFP) procedure in this case, the Erie County Legislature waives this procedure for this service as provided for in Section 19.08 of the Erie County Administrative Code, and be it further

47. RESOLVED, that subject to the availability of Federal, State, County and other local source funding, that the County Executive be, and hereby is, authorized to enter into contracts for the County of Erie with the following subcontractor agencies for the provision of various aging services for the period January 1, 2006 through December 31, 2006, in the amounts appropriated in this budget under the Title III-B and/or the Housing Improvement for Older Adults Program:

Elizabeth Pierce Olmsted, M.D., Center for the Visually Impaired
Child & Family Services
Legal Services for Elderly, Disabled or Disadvantaged of WNY, Inc.
Coordinated Care

Town of Tonawanda
Catholic Charities Manpower Services, Inc.

and be it further

48. RESOLVED, that subject to the availability of County funding, the County Executive be, and hereby is, authorized to enter into contracts on behalf of the County of Erie with the following subcontractor agencies in amounts not to exceed the amounts appropriated in this budget for the provision of various aging services for the period January 1, 2006 through December 31, 2006, in the Department of Senior Services, Administrative Division:

Supportive Services Corporation, Inc.
Legal Services for Elderly, Disabled or Disadvantaged of WNY, Inc.

and be it further

49. RESOLVED, that subject to the availability of Federal, State, County and other local source funding, that the County Executive be, and hereby is, authorized to enter into contracts on behalf of the County of Erie with the following subcontractor agencies for the provision of various aging services for the period April 1, 2006 through March 31, 2007, in amounts not to exceed those appropriated in this budget under the Community Services for the Elderly, Congregate Services Initiative, and/or Expanded In-Home Services for the Elderly grants:

Bailey-Delavan Community Services, Inc.
Buffalo Federation of Neighborhood Centers
Catholic Charities Manpower Division, Inc.
Community Concern - Evans & Brant NY, Inc.
Concerned Ecumenical Ministry
Hispanics United of Buffalo, Inc.
North Buffalo Community Development Corporation
Northwest Buffalo Community Center, Inc.
Lt. Col. Matt Urban Human Services Center of WNY
St. Augustine Community Center
South Buffalo Community Development Corporation

Los Tainos Senior Citizen Center
Town of Amherst –Senior Center

and be it further

50. RESOLVED, that subject to the availability of Federal, State, County and other local source funding, the County Executive be, and hereby is, authorized to enter into contracts and amendments to these contracts, with the following organizations to provide home care services in an aggregate amount not to exceed the amount appropriated in this budget for the period January 1, 2006 through December 31, 2006 in the Title III-E Grant and the period April 1, 2006 through March 31, 2007 in the Expanded In-Home Services for Elderly Program Grant:

Aftercare Nursing Services, Inc.
Allcare Family Services, Inc.
Allstate Home Care of Buffalo, Inc.
Caring Enterprises d/b/a Health Force
Catholic Charities of Buffalo, Homecare Services, Inc.
All Metro Aids, Inc. & Affiliates, d/b/a All Metro Health Care
Homemakers of Western New York, Inc., d/b/a Caregivers
H.C. Watson Corp. d/b/a Interim Healthcare
Mercy Home Care of Western New York
St. Augustine's Community Center
Tender Loving Care Health Care Services, Inc.
Willcare, Inc.

and be it further

51. RESOLVED, that subject to the availability of state, county and other local source funding, the County Executive be, and hereby is, authorized to enter into a contract with Jamie Lynn Bond, RD, in the amount not to exceed the amount appropriated in this budget under the Title III-C-2 Grant for the period January 1, 2006 through December 31, 2006 to provide nutrition assessment, education and counseling services to homebound nutrition participants, primarily in the Southtowns area, and be it further

RESOLVED, that inasmuch as it is impracticable to follow the request for the proposal (RFP) procedure in this case, the Erie County Legislature waives this procedure for this service as provided for in Section 19.08 of the Erie County Administrative Code, and be it further

52. RESOLVED, that subject to the availability of federal, state, county and other local source funding, that the County Executive be, and hereby is, authorized to enter into a contract for the County of Erie with the American Red Cross Greater Buffalo Chapter in the amounts not to exceed that appropriated in this budget for the provision of various aging services for the period January 1, 2006 through December 31, 2006 for the Elder Abuse Prevention Grant and for the period April 1, 2006 through March 31, 2007 for the Long Term Care Ombudsman Program Grant, and be it further

53. RESOLVED, that the County Executive be, and hereby is, authorized to accept donations from the public for Senior Services programs, and that the funds for in-home services be accepted in the Expanded In-Home Services for the Elderly Program grant; for home delivered meals, in the Home Delivered Meals Grant; for retired senior volunteer programming, in the Retired Senior Volunteer Program Grant; and for all other services, in the Area Agency on Aging Grant.

54. RESOLVED, that the Department of Public Works is hereby authorized, subject to the prior approval of the Erie County Legislature, to submit design work for any and all Highway and Bridge Projects contained in the 2006 Budget Book B, Section II, Highway and Bridge Projects - Highway Division Road Fund, A. Highway Projects and B. Bridge Projects.

55. RESOLVED, that the Budget Director is hereby authorized to make budget revisions, appropriate additional unanticipated revenues, and transfer funds consistent with grant requirements and at the request of the Commissioner of Environment and Planning as may be necessary within the following:

1. Fund 290, Project J.00505 - Community Development 31st Year
2. Fund 290, Project J.00405 - HOME Rehabilitation Program
3. Fund 290, Project J.00605 – Emergency Shelter

56. RESOLVED, that the Budget Director is hereby authorized to appropriate unanticipated sales tax revenue to Cost Center 1331020, Account #520030, NFTA-Share of Sales Tax, as may be needed to fulfill the County's contractual obligation to the Niagara Frontier Transportations Authority.

57. WHEREAS, the Erie County Road Repair Reserve Fund has been established pursuant to Tax Law Section 1432, and

WHEREAS, the 2006 Erie County Tentative Budget includes \$9,000,000 in the Erie County Road Repair Reserve Fund, and

WHEREAS, appropriations from the Erie County Road Repair Reserve Fund may be used only for capital repairs of roads, bridges and equipment which repairs are of a type not recurring annually or at shorter intervals, pursuant to General Municipal Law section 6-d, and

WHEREAS, appropriations may be made only following public hearing, and

WHEREAS, a hearing will be scheduled by the Legislature on such appropriation.

NOW, THEREFORE, BE IT

RESOLVED, that the sum of \$9,000,000 is hereby appropriated from the Erie County Road Repair Reserve Fund to Interdepartment Highway Services Account 912300 for capital repairs of roads, bridges and equipment which repairs are of a type not recurring annually or at shorter intervals during the year 2006.

58. WHEREAS, on July 15, 1999, this Honorable Body passed Communication 14E-14, which resolution approved, and authorized the then-County Executive to execute, an Agreement between the County of Erie and Local 815, CSEA, and Local 1000, AFSCME, AFL-CIO, covering working conditions, including wages and fringe benefits for white collar workers and managerial/confidential employees for the period January 1, 2000 through December 31, 2003 (the "Collective Bargaining Agreement"), and

WHEREAS, on March 2, 2000, this Honorable Body passed Communication 5E-11, which resolution set forth certain provisions of the Collective Bargaining Agreement that would not apply to or be applied differently to certain

appointees of County Executive Joel A. Giambra, whose titles were set forth in said resolution (the "Giambra Appointees"), and

WHEREAS, the aforementioned Communication 5E-11 left some uncertainty as to certain aspects of the benefits to be earned by Giambra Appointees, and

WHEREAS, it is necessary to clarify such uncertainty.

NOW, THEREFORE, BE IT

RESOLVED, that hereforward, Giambra Appointees may carry over into every new year their remaining balances of vacation credits from prior year(s), and be it further

RESOLVED, that in 2006 Giambra Appointees will accrue one hundred sixty (160) hours (four weeks) of vacation credits on January 1, 2006, and be it further

RESOLVED, that this Resolution does not amend, alter, diminish or change any other portions or provisions of Communication 14E-14 of July 15, 1999, or any other portions or provisions of Communication 5E-11 of March 2, 2000.

59. WHEREAS, the County Legislature is required, by State statute and by the County Administrative Code, to fix the sum of surety bonds to be given to the County by certain elected and appointed officials, conditioned for the faithful performance of their duties, and

WHEREAS, the surety bond may take the form of an insurance policy that provides for public employee dishonesty coverage in an amount deemed appropriate.

NOW, THEREFORE, BE IT

RESOLVED, that this Honorable Body does hereby fix the sum of said public employee dishonesty coverage at \$500,000 per occurrence for each of the elected and appointed officials required to give a surety bond to the County, and be it further

RESOLVED, that said insurance policy be approved as to form by the individuals required to do so by law, approved as to sufficiency of surety by the County Executive and filed in the Office of the County Clerk.

60. RESOLVED, that the Department of Public Works is authorized to set a policy that limits the overhead paid to consultant firms to be no more than 2.5 that are paid on a Time and Materials basis unless they can prove it to be higher by results of an audit by State or Federal agencies.

61. RESOLVED, that the Commissioner of Personnel, with the approval of the Director of Budget and Management, is hereby authorized, at the request of a Department, to downgrade the pay and/or title of any existing vacant position during the budget year so long as it is not inconsistent with any collective bargaining agreement.

62. RESOLVED, that the Budget Director is hereby directed to incorporate all the above year 2006 Budget Resolutions and sequentially number all 2006 Adopted Budget Resolutions.