



Erie County
Department of
Health



Public Health
Prevent. Promote. Protect.

COVID-19 Data Update

Through January 2023

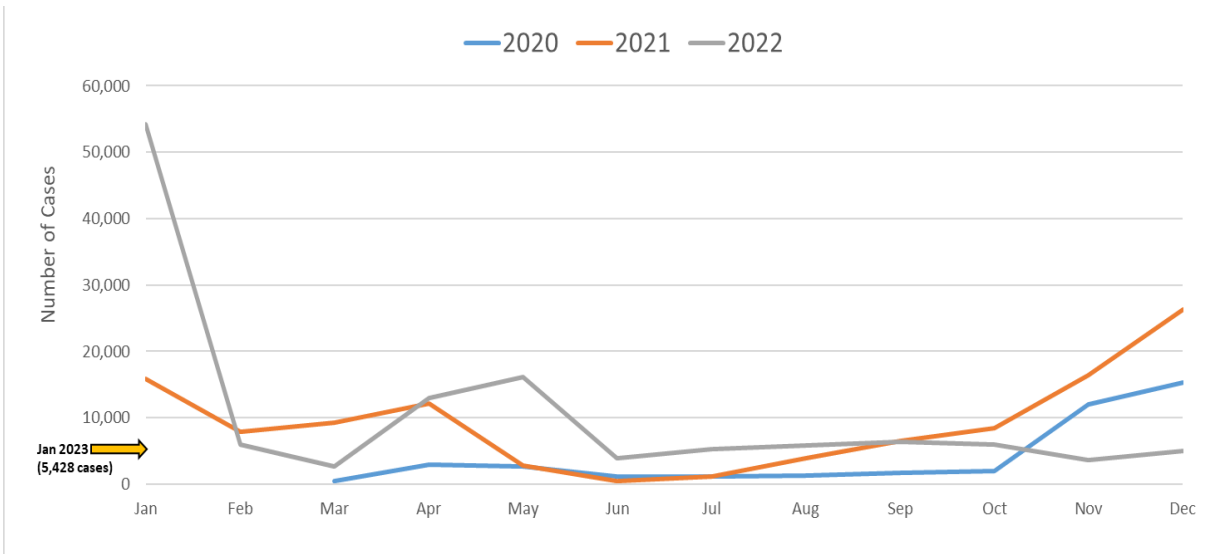
All data are provisional.

The Erie County Department of Health (ECDOH) has moved to a monthly reporting schedule for COVID-19 data. Summaries of confirmed cases and trends, confirmed cases by residence, hospitalizations and mortality data are included in this report. Previous weekly reports are available on the ECDOH web site (www.erie.gov/health). State and federal COVID-19 data sources are listed on the last page of this report.

- ECDOH confirmed **5,428 COVID-19 cases** in January 2023, a 9% increase from 4,996 cases in December 2022. These data do not include at-home tests.
- Adjustments were made to **COVID-19 Cases by Residence** to better match cases to their municipality.
- **COVID-19-related hospitalizations** in Western New York showed a downward trend for January 2023.

COVID-19 Case Summary

COVID-19 Cases Reported to Erie County (March 2020-Jan. 2023)



COVID-19 Cases Reported to Erie County by Year and Age Group (March 2020-Jan. 2023)

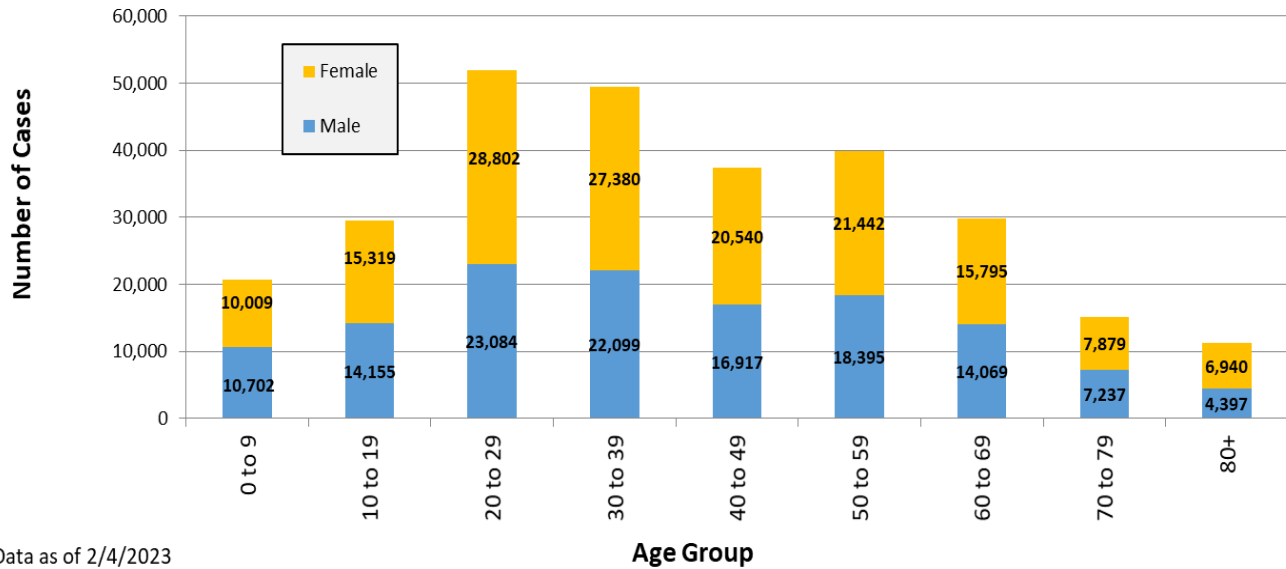
Age Group	2020		2021		2022		Jan. 2023*	
	Cases	Percent	Cases	Percent	Cases	Percent	Cases	Percent
0 to 9	1,261	3.1%	9,608	8.6%	9,601	7.5%	241	4.4%
10 to 19	3,815	9.4%	14,640	13.2%	10,797	8.4%	222	4.1%
20 to 29	8,134	20.0%	21,135	19.0%	21,769	17.0%	848	15.6%
30 to 39	6,178	15.2%	19,111	17.2%	23,131	18.1%	1,059	19.5%
40 to 49	5,023	12.3%	14,241	12.8%	17,352	13.6%	841	15.5%
50 to 59	6,094	15.0%	14,542	13.1%	18,378	14.4%	823	15.2%
60 to 69	4,714	11.6%	10,371	9.3%	14,116	11.0%	663	12.2%
70 to 79	2,712	6.7%	4,657	4.2%	7,369	5.8%	378	7.0%
80+	2,827	6.9%	2,860	2.6%	5,297	4.1%	353	6.5%
Total	40,758	100%	111,165	100%	127,810	100%	5,428	100%

Data as of 2/4/2023

February 2023 data will be included in next month's report.

All data are provisional.

COVID-19 Cases by Age Group and Gender (March 2020-Jan. 2023)



*Data as of 2/4/2023

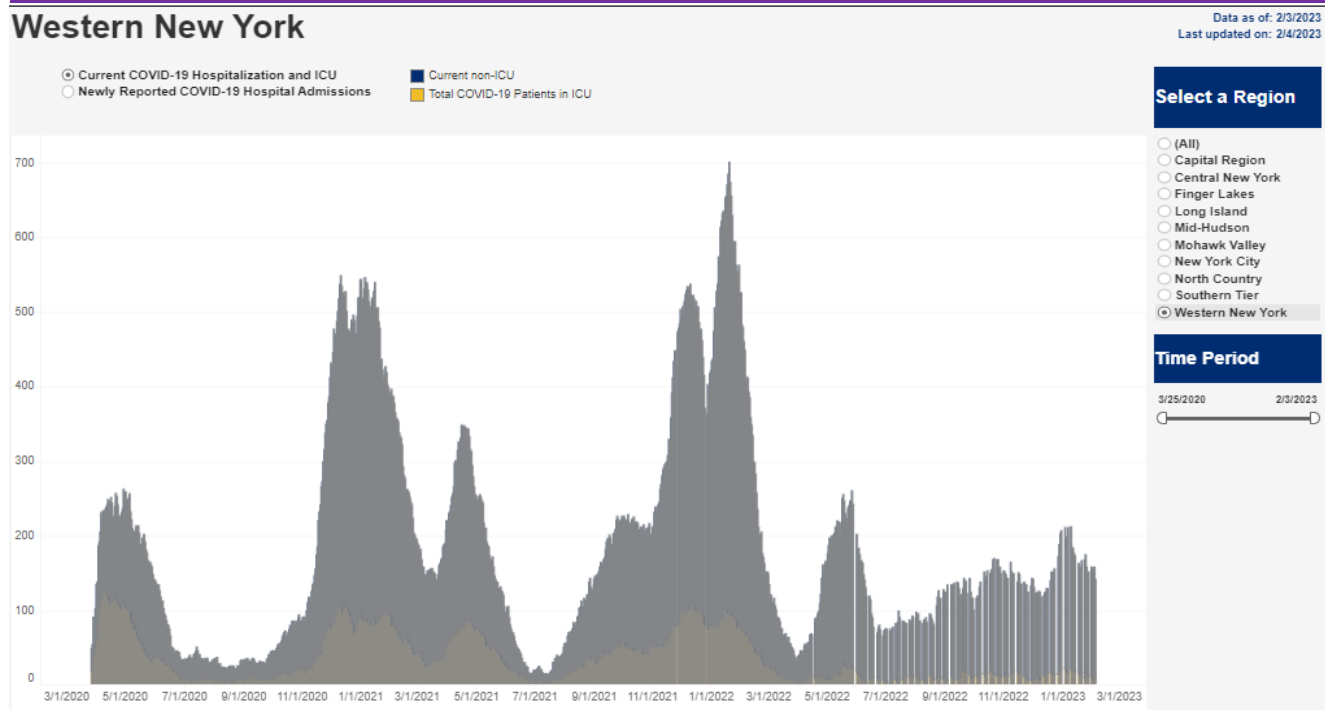
COVID-19 Cases by Residence (March 2020-Jan. 2023)

Residence	Cases	% of Cases	% of Population*
Buffalo	86,615	30.4%	29.2%
Erie County Excl. Buffalo	198,546	69.6%	70.8%
All Erie County	285,161	100%	100%

*Population Source: Prepared by 2020 Census Bureau in collaboration with NCHS

- Adjustments were made to **COVID-19 Cases by Residence** to better match cases to their municipality.

COVID-19 Hospitalizations, Western New York (March 2020-Jan. 2023)



All data are provisional and represent data available at the time of the report.

COVID-19 Mortality Data Summary

Erie County COVID-19 Deaths by Age Group (March 2020-through Jan. 26, 2023)

Age Group	2020		2021		2022		2023	
	#	%	#	%	#	%	#	%
<40	13	1%	25	2%	13	2%	0	0%
40 to 49	17	1%	31	3%	14	2%	0	0%
50 to 59	64	5%	91	8%	40	6%	3	8%
60 to 69	152	12%	196	18%	108	17%	1	3%
70 to 79	285	22%	281	25%	157	25%	11	30%
80+	745	58%	496	44%	302	48%	22	59%
Totals	1,276	100.0%	1,120	100.0%	634	100.0%	37	100.0%

COVID-19 Data Sources

Erie County

[Erie County COVID-19 Wastewater Surveillance](#)

[Erie Co. COVID-19 Data \(Dec. 2020-Nov. 2022\)](#)

[Erie Co. COVID-19 Data \(Nov. 2022-Present\)](#)

New York State Department of Health (NYSDOH)

[COVID-19 Hospitalization and ICU Data by Region](#)

[By Age Group](#)

[By Race/Ethnicity](#)

[COVID-19 Vaccination Data by County and Age](#)

[COVID-19 Mortality Data](#)

[COVID-19 Variant Data](#)

Centers for Disease Control and Prevention (CDC)

[COVID-19 Data Tracker](#)

[COVID-19 Community Level & Community Transmission](#)