



**Erie County
Department of
Health**



Public Health
Prevent. Promote. Protect.

COVID-19 Data Update

Through December 2022

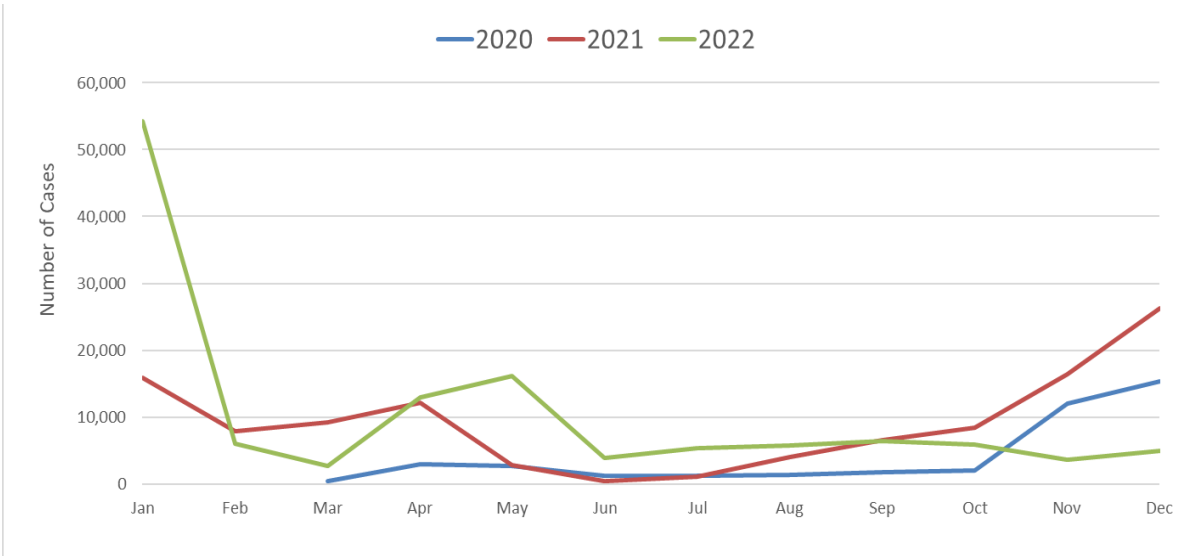
All data are provisional.

The Erie County Department of Health (ECDOH) has moved to a monthly reporting schedule for COVID-19 data. Summaries of confirmed cases and trends, confirmed cases by residence, hospitalizations and mortality data are included in this report. Previous weekly reports are available on the ECDOH web site (www.erie.gov/health). State and federal COVID-19 data sources are listed on the last page of this report.

- ECDOH confirmed **4,996 COVID-19 cases** in December 2022, a 38% increase from 3,610 cases in November 2022. These data do not include at-home tests. Severe weather conditions and holidays in December may have impacted testing.
- **COVID-19-related hospitalizations** in Western New York began to trend upwards at the end of December 2022.
- **COVID-19-related deaths** in Erie County for 2022 (634 through 12/29/2022) were about half of the totals reported for 2020 (1,276) and 2021 (1,120).

COVID-19 Case Summary

COVID-19 Cases Reported to Erie County (March 2020-Dec. 2022)



COVID-19 Cases Reported to Erie County by Year and Age Group (March 2020-Dec. 2022)

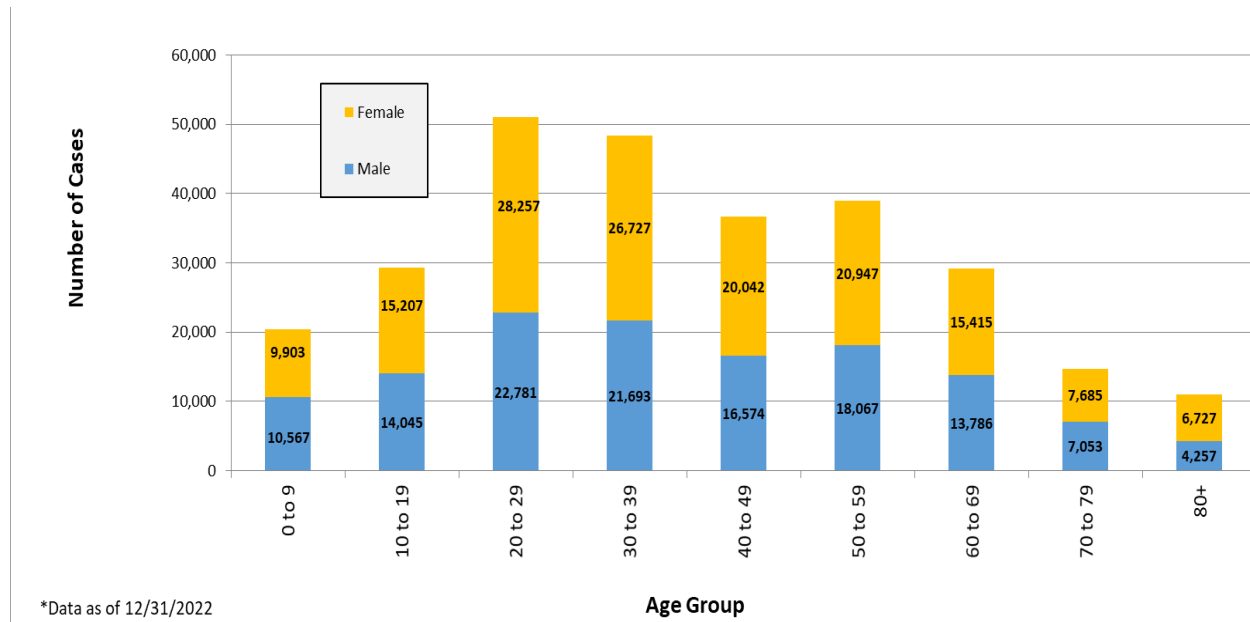
Age Group	2020		2021		2022	
	Cases	Percent	Cases	Percent	Cases	Percent
0 to 9	1,261	3.1%	9,608	8.6%	9,601	7.5%
10 to 19	3,815	9.4%	14,640	13.2%	10,797	8.4%
20 to 29	8,134	20.0%	21,135	19.0%	21,769	17.0%
30 to 39	6,178	15.2%	19,111	17.2%	23,131	18.1%
40 to 49	5,023	12.3%	14,241	12.8%	17,352	13.6%
50 to 59	6,094	15.0%	14,542	13.1%	18,378	14.4%
60 to 69	4,714	11.6%	10,371	9.3%	14,116	11.0%
70 to 79	2,712	6.7%	4,657	4.2%	7,369	5.8%
80+	2,827	6.9%	2,860	2.6%	5,297	4.1%
Total	40,758	100%	111,165	100%	127,810	100%

Data as of 12/31/2022

January 2023 data will be included in next month's report.

All data are provisional.

COVID-19 Cases by Age Group and Gender (March 2020-Dec. 2022)

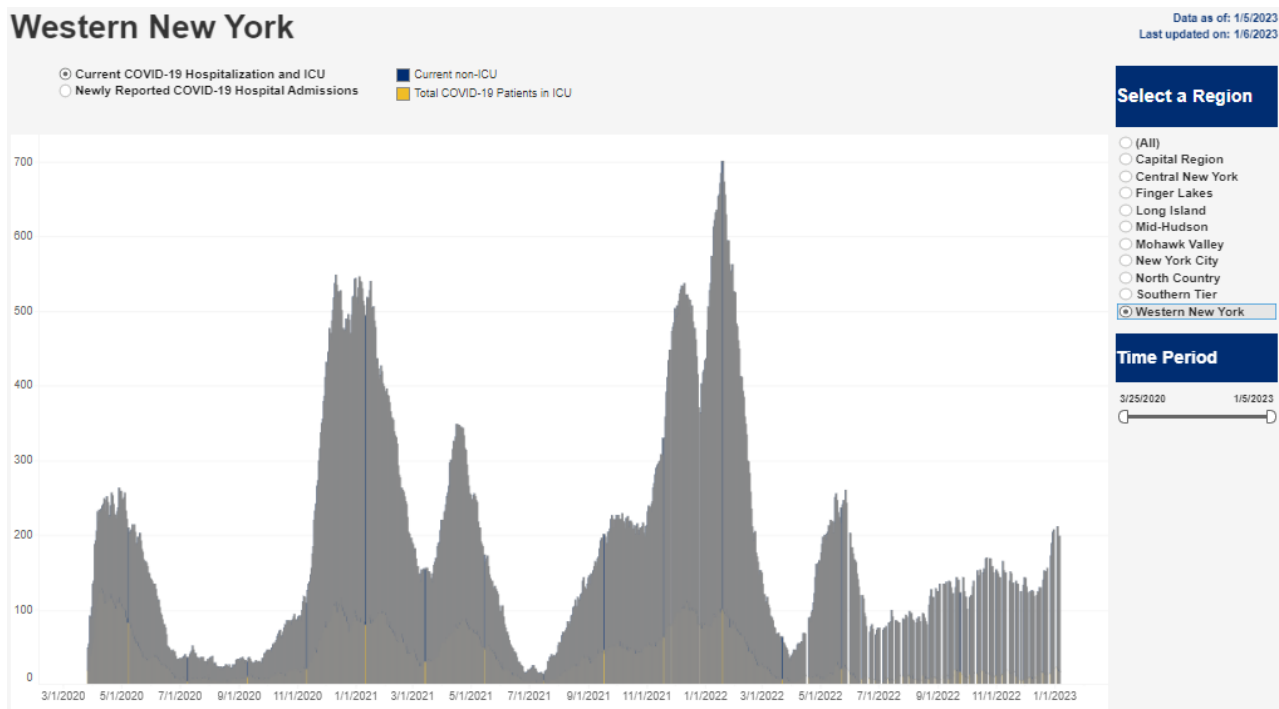


COVID-19 Cases by Residence (March 2020-Dec. 2022)

Residence	Cases	% of Cases	% of Population*
Buffalo	97,252	34.8%	29.2%
Erie County Excl. Buffalo	182,481	65.2%	70.8%
All Erie County	279,733	100%	100%

*Population Source: Prepared by 2020 Census Bureau in collaboration with NCHS

COVID-19 Hospitalizations, Western New York (March 2020-Dec. 2022)



All data are provisional and represent data available at the time of the report.

COVID-19 Mortality Data Summary

Erie County COVID-19 Deaths by Age Group (March 2020-through Dec. 29, 2022)

Age Group	2020		2021		2022	
	#	%	#	%	#	%
<40	13	1.0%	25	2.2%	13	2.1%
40 to 49	17	1.3%	31	2.8%	14	2.2%
50 to 59	64	5.0%	91	8.1%	40	6.3%
60 to 69	152	11.9%	196	17.5%	108	17.0%
70 to 79	285	22.3%	281	25.1%	157	24.8%
80+	745	58.4%	496	44.3%	302	47.6%
Totals	1,276	100.0%	1,120	100.0%	634	100.0%

COVID-19 Data Sources

Erie County

[Erie County COVID-19 Wastewater Surveillance](#)

[Erie Co. COVID-19 Data \(Dec. 2020-Nov. 2022\)](#)

[Erie Co. COVID-19 Data \(Nov. 2022-Present\)](#)

New York State Department of Health (NYSDOH)

[COVID-19 Hospitalization and ICU Data by Region](#)

[By Age Group](#)

[By Race/Ethnicity](#)

[COVID-19 Vaccination Data by County and Age](#)

[COVID-19 Mortality Data](#)

[COVID-19 Variant Data](#)

Centers for Disease Control and Prevention (CDC)

[COVID-19 Data Tracker](#)

[COVID-19 Community Level & Community Transmission](#)