ERIE COUNTY DEPARTMENT OF PUBLIC WORKS
2025-2028 BECPL CAPITAL PROJECTS - EXTERIOR MARBLE RESTORATION
CENTRAL LIBRARY
BID DOCUMENTS

1 LAFAYETTE SQUARE, BUFFALO, NY, 14203

DRAWING LIST

GENERAL

G000	COVER
G001	SCOPE OF WORK PLAN
G002	BASE BID PHASING AND STAGING PLAN
G003	ALTERNATE PHASING AND STAGING PLAN

HAZARDOUS MATERIALS

HM301	WEST BUILDING NORTH AND WEST ELEVATION HAZARDOUS MATERIALS REMOVAL PLAN - BASE BID
HM302	SOUTH ELEVATION HAZARDOUS MATERIALS REMOVAL PLAN - BASE BID
HM303	EAST ELEVATION HAZARDOUS MATERIALS REMOVAL PLAN - ALTERNATE #1
HM304	EAST BUILDING NORTH AND WEST ELEVATION HAZARDOUS MATERIALS REMOVAL PLAN - ALTERNATE #2
HM305	PLANTER AND PLANTER ELEVATION HAZARDOUS MATERIALS REMOVAL PLAN - ALTERNATE #3
HM306	ELLICOTT STREET UNDERPASS ELEVATION HAZARDOUS MATERIALS REMOVAL PLAN - ALTERNATE #4

ARCHITECTURAL

A300	REFERENCE BUILDING ELEVATIONS AND SCHEDULES
A301	ENLARGED BUILDING ELEVATIONS
A302	ENLARGED BUILDING ELEVATIONS
A303	ENLARGED BUILDING ELEVATIONS
A304	ENLARGED PLANTER WALL ELEVATIONS
A305	ELLICOTT STREET UNDERPASS
A801	DETAILS
A802	DETAILS

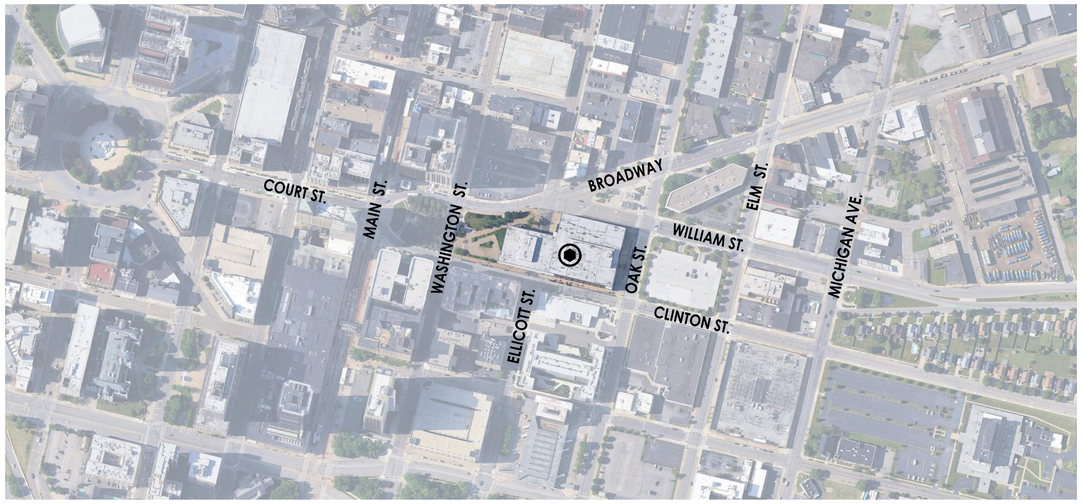

PROJECT ABBREVIATIONS

A		DWP	DIGITIAL WALL PANEL	GYP	GYPSUM	SSM	SOLID SURFACE MATERIAL
AFF	ABOVE FINISHED FLOOR	DIM	DIMENSION	GYP BD	GYPSUM BD	STC	SOUND TRANSMISSION COEFFICIENT
AP	ACCESS PANEL	DISP	DISPENSER	GWB	GYPSUM WALL BOARD	SC	SPECIALTY CEILING
ACOUS	ACOUSTICAL	DSP	DISPOSAL	H		SPEC	SPECIFICATION
ACT	ACOUSTICAL CEILING TILE	DO	DITTO, REPEAT, SAME	HDWR	HARDWARE	SQ	SQUARE
AWP	ACOUSTICAL WALL PANEL	DS	DIVIDER STRIP	HDWD	HARDWOOD	SS	STAINLESS STEEL
ADJ	ADJACENT	DR	DOOR	HVAC	HEATING, VENTILATING & AIR CONDITIONING	SN	STAIR NOSE & RISER
A/C	AIR CONDITIONING	DBL	DOUBLE	HT, HGT	HEIGHT	STD	STANDARD
ALT	ALTERNATE	DN	DOWN	HEX	HEXAGONAL	STL	STEEL
ALUM	ALUMINUM	DS	DOWNSPOUT	HPL	HIGH PRESSURE PLASTIC LAMINATE	SV	STONE VENEER
AB	ANCHOR BOLT	DT	DRAIN TILE	HWY	HIGHWAY	STOR	STORAGE
ANOD	ANODIZED	DWR	DRAWER	HM	HOLLOW METAL	SGFT	STRUCTURAL GLAZED FACING TILE
APPROX	APPROXIMATE	DWG	DRAWING	HORZ	HORIZONTAL	ST STL	STRUCTURAL STEEL
ARCH	ARCHITECT, ARCHITECTURAL	DF	DRINKING FOUNTAIN	HB	HOSE BIBB	STRUCT	STRUCTURE, STRUCTURAL
AD	AREA DRAIN	E		HW	HOT WATER	SUSP	SUSPENDED
AGL	ART GLASS	EA	EACH	HR	HOUR	SAT	SUSPENDED ACOUSTICAL TILE
ACM	ASBESTOS CONTAINING MATERIAL	EF	EACH FACE	I		T	
@	AT	EW	EACH WAY	IN	INCH	TEL	TELEPHONE
AUTO	AUTOMATIC	E	EAST	INCL	INCLUDING	TEMP	TEMPERATURE
B		ELEC	ELECTRICAL	ID	INSIDE DIAMETER	TER	TERRAZZO
BP	BEARING PLATE	ELEV	ELEVATION	INSUL	INSULATION	THK	THICKNESS
BM	BENCH MARK	EL	ELEVATOR	INT	INTERIOR	TB	TILE BASE
BITUM	BITUMINOUS	EMER	EMERGENCY	INTERM	INTERMEDIATE	TF	TILE FLOOR
BLK	BLOCK	ENCL	ENCLOSURE	INV	INVERT	TPD	TOILET PAPER DISPENSER
BLKG	BLOCKING	ENTR	ENTRANCE	J		TOS	TOP OF SLAB/STEEL
BD	BOARD	EPT	EPOXY PAINT	JAN	JANITOR	TOW	TOP OF WALL
BOT	BOTTOM	ERF	EPOXY RESIN FLOOR	JS	JANITOR SINK	TR	TRIM
BRK	BRICK	EQ	EQUAL	JT	JOINT	TYP	TYPICAL
BLDG	BUILDING	EQUIP	EQUIPMENT	K		U	
BN	BULLNOSE	EST	ESTIMATE(D)	KIT	KITCHEN	UNFIN	UNFINISHED
C		EXHST	EXHAUST	L		UNO	UNLESS NOTED OTHERWISE
CAB	CABINET	EXIST	EXISTING	LBL	LABEL	UPH	UPHOLSTERY
CPT	CARPET	ETR	EXISTING TO REMAIN	LAB	LABORATORY	U	URINAL
CI	CAST IRON	EXP	EXPANSION	LAM	LAMINATE(D)	V	
CB	CATCH BASIN OR CHALK BOARD	EJ	EXPANSION JOINT	LAV	LAVATORY	VEN	VENEER
CLG	CEILING	F		LYR	LAYER	VIF	VERIFY IN FIELD
CLG HT	CEILING HEIGHT	FAB	FABRICATE	LDR	LEADER	VEST	VESTIBULE
CL	CENTER LINE	FT	FEET	LH	LEFT HAND	VCT	VINYL COMPOSITION TILE
CER	CERAMIC	FRP	FIBER REINFORCED PANEL	LIB	LIBRARY	VET	VINYL ENHANCED TILE
CHR	CHAIR RAIL	FIG	FIGURE	LT	LIGHT	VQT	VINYL QUARTZ TILE
CIRC	CIRCUMFERENCE	FIN	FINISH	LW	LIGHT WEIGHT	VOL	VOLUME
CO	CLEAN OUT	FF	FINISH FLOOR	LVT	LUXURY VINYL TILE	W	
CLR	CLEAR	FEC	FIRE EXTINGUISHER CABINET	M		WOM	WALK OFF MATT
COL	COLUMN	FH	FIRE HOSE	MACH	MACHINE	WG	WALL GUARD
CONC	CONCRETE	FL FLR	FLOOR	MH	MAN HOLE	WLT	WALL TILE
CMU	CONCRETE MASONRY UNIT	FD	FLOOR DRAIN	MHC	MAN HOLE COVER	WC	WATER CLOSET
CONST	CONSTRUCTION	FTG	FOOTING	MFR	MANUFACTURE	WT	WEIGHT
CJT	CONSTRUCTION JOINT	FND	FOUNDATION	MFRR	MANUFACTURER	WWF	WELDED WIRE FABRIC
CONT	CONTINUOUS	FS	FULL SIZE	MAS	MASONRY	WWM	WELDED WIRE MESH
CONTR	CONTRACTOR	FUT	FUTURE	MO	MASONRY OPENING	WH	WEST
CJ	CONTROL JOINT	G		MAT	MATERIALS	WIND	WINDOW
CR	CORNER GUARD	GALV	GALVANIZED	MAX	MAXIMUM	W/	WITH
CR	CRASH RAIL	G	GAS	MECH	MECHANICAL	RM	ROOM	W/O	WITHOUT
D		GA	GAUGE	MET	METAL	RO	ROUGH OPENING	WD	WOOD
DP	DAMP PROOFING	GEN	GENERAL	MTL	METAL	S		WS	WRITEABLE SURFACE
DEMO	DEMOLISH	GC	GENERAL CONTRACTOR	M	METER	SAN	SANITARY	Y	
DEPT	DEPARTMENT	GL	GLASS, GLAZING	MEZZ	MEZZANINE	SCHED	SCHEDULE	YD	YARD
DET,DTL	DETAIL	GB	GRAB BAR	MIN	MINIMUM	SCON	SEALED CONCRETE		
DIA	DIAMETER	GR	GRADE, GRADING	MISC	MISCELLANEOUS	SEC	SECOND		
DG	DIGITAL GRAPHIC	GSF	GROSS SQUARE FOOT	MR	MOISTURE RESISTANT	SECT	SECTION		
DWC	DIGITIAL WALL COVERING	GRT	GROUT	MTD	MOUNTED	SIM	SIMILAR		

SYMBOLS LEGEND

NOTE: THIS LEGEND MAY CONTAIN SYMBOLS THAT ARE NOT USED IN THIS PROJECT.

- 300-1 — DOOR TAG
- HMA — GLAZING SYSTEM TAG
- 1 / A — NEW COLUMN GRID LINE
- 1 / A — EXISTING COLUMN GRID LINE
- ROOM NAME / H1234.2 / 150 SF — ROOM TAG
- XXX — PARTITION TYPE TAG
- ### / ## — CASEWORK TAG
- 1i — ACCESSORY TAG
- REVISION NO. 1
- 1i — EQUIPMENT SYMBOL (NUMBER)
- 1 / A300 — WALL SECTION MARK
- 1 / A300 — BUILDING SECTION MARK
- 1 / A300
- 2 / A701 — INTERIOR ELEVATION MARK
- 3 / A301 — EXTERIOR ELEVATION MARK
- DENOTES FINISH FLOOR GRADE ELEVATION
- 1 / A4.1 — DETAIL FOR REFERENCE MARK
- 1 / A4.1 — VIEW REFERENCE
- 1/A101 / G401 / 2/A201 — VIEW REFERENCE WITH REFERRING VIEWS

COMMON MATERIAL HATCHES

NOTE: THIS LEGEND MAY CONTAIN HATCHES THAT ARE NOT USED IN THIS PROJECT, AND MAY NOT REPRESENT EVERY HATCH USED IN THIS PROJECT. CONSULT ARCHITECT IF UNSURE OF WHAT A HATCH IS INDICATIVE.

- EARTH
- BRICK
- CONCRETE MASONRY UNIT (CMU)
- WOOD, FINISHED WOODWORK
- GYPSUM BOARD
- STEEL
- EXISTING BUILDING MATERIALS
- PLYWOOD
- AGGREGATE
- ALUMINUM
- RIGID INSULATION
- BATT OR LOOSE INSULATION
- CONCRETE, POURED
- WOOD BLOCKING, CONTINUOUS
- CONCRETE, PRECAST
- WOOD BLOCKING, NON-CONTINUOUS

DIMENSIONING NOTES

1. ***FOR DEMOLITION:*** ALL CONTENT ON DEMOLITION PLANS INDICATE GRAPHIC REPRESENTATION OF APPROXIMATE LOCATIONS OF MATERIALS TO BE REMOVED. IT IS THE CONTRACTORS RESPONSIBILITY TO FIELD VERIFY ALL EXISTING CONDITIONS & DIMENSIONS PRIOR TO COMMENCEMENT OF ALL DEMOLITION WORK. COORDINATE ANY DISCREPANCIES WITH ARCHITECT PRIOR TO COMMENCEMENT OF ALL WORK.
2. ***FOR RENOVATION PROJECTS:*** ALL EXISTING COMPONENTS DEPICTED IN THIS DRAWING SET ARE GRAPHIC REPRESENTATION OF APPROXIMATE LOCATIONS OF THOSE EXISTING MATERIALS. IT IS THE CONTRACTORS RESPONSIBILITY TO FIELD VERIFY ALL EXISTING CONDITIONS & DIMENSIONS PRIOR TO COMMENCEMENT OF ALL WORK. ALL DIMENSIONS TO EXISTING BUILDING COMPONENTS ARE TO FACE OF EXISTING WALL OR PARTITION.
3. ALL PARTITION & WALL DIMENSIONS INDICATED ON FLOOR PLANS AND REFLECTED CEILING PLANS ARE FROM FACE OF PARTITION TYPE TO FACE OF PARTITION TYPE, UNLESS NOTED OTHERWISE. APPLIED FINISHES WILL BE BUILT OUTSIDE OF THESE DIMENSIONS, UNLESS THE DIMENSION IS INDICATED AS MIN, MAX, CLEAR, OR HOLD.
4. ALL CASEWORK DIMENSIONS INDICATED ARE TO EDGE OF COUNTERTOP OR EDGE OF CABINET.
5. ALL DIMENSIONS TO DOOR OPENINGS ARE TO FINISHED JAMB, UNLESS NOTED OTHERWISE.
6. ALL DIMENSIONS TO GLAZING SYSTEMS ARE TO FINISHED JAMB OR CENTERLINE OF MULLION/GASKET, UNLESS NOTED OTHERWISE. THESE OUTSIDE DIMENSIONS ARE ROUGH OPENING SIZES, AND GLAZING SYSTEMS ARE TO BE ADJUSTED ACCORDINGLY TO ACCOUNT FOR SHIMS, SEALANT, ETC., AS REQUIRED.
7. REFER TO TYPICAL FIXTURE AND ACCESSORY LEGENDS SHEET FOR MORE SPECIFIC DIMENSIONING REQUIREMENTS SURROUDNING FIXTURES AND ACCESSORIES.
8. FIELD VERIFY ALL APPLICABLE DIMENSIONS PRIOR TO SHOP DRAWING SUBMITTAL.

GENERAL SET NOTES

1. DO NOT SCALE DRAWINGS. CONSULT ARCHITECT FOR ANY MISSING DIMENSIONS.
2. ANY PERSPECTIVE, 3D, OR AXONOMETRIC VIEWS THAT MAY EXIST WITHIN THIS DRAWING SET ARE PURELY SUPPLEMENTAL AND REPRESENTATIVE IN NATURE AND ILLUSTRATE ONLY THE DESIGN INTENT. THESE VIEWS MAY NOT REFLECT PRESICE/COMPLETE DETAILING. REFER TO TWO-DIMENSIONAL DOCUMENTATION FOR CONSTRUCTION DETAILING.
3. GENERAL NOTES AND LEGENDS WITHIN A SERIES (I.E. PLAN NOTES OR PLAN LEGEND) APPLY TO ALL SHEETS WITHIN THAT SERIES, REGARDLESS OF ON WHICH SHEET THE GENERAL NOTES OR LEGEND APPEARS.

GENERAL DEFINITIONS

LIMIT OF WORK:
THIS TERM SHALL DENOTE THE APPROXIMATE PROJECT BOUNDARY.

HOLD:
THE PRESENCE OF "HOLD" IN A DIMENSION STRING INDICATES THAT THE HEIGHT/LENGTH MUST BE EXACTLY THE DIMENSION SPECIFIED. ANY VARIANCE MUST BE REVIEWED BY THE ARCHITECT PRIOR TO CONSTRUCTION. THESE DIMENSIONS SHALL BE FROM OUTSIDE FACE OF FARTHEST FINISH TO OUTSIDE FACE OF FARTHEST FINISH, INCLUDING APPLIED FINISHES.

CLEAR:
THE PRESENCE OF "CLEAR" IN A DIMENSION STRING INDICATES THAT THE HEIGHT/LENGTH MUST BE AT LEAST THE DIMENSION SPECIFIED. THESE DIMENSIONS ARE FROM FACE OF FARTHEST FINISH TO FACE OF FARTHEST FINISH, INCLUDING APPLIED FINISHES. ANY DISCREPANCY MUST BE REVIEWED BY THE ARCHITECT. WHERE USED IN CONJUNCTION WITH ANOTHER TERM (I.E. "MIN CLEAR"), SLIGHT VARIATIONS IN THIS DIMENSION ARE ACCEPTABLE SO LONG AS THE MINIMUM SIZE IS MAINTAINED. A VARIANCE OVER 1" MUST BE REVIEWED BY THE ARCHITECT PRIOR TO COMMENCEMENT OF ALL WORK.

MINIMUM OR MIN:
THE PRESENCE OF "MIN" OR "MINIMUM" IN A DIMENSION STRING INDICATES A MINIMUM CLEAR HEIGHT/LENGTH OF THE AMOUNT INDICATED. THESE DIMENSIONS ARE FROM FACE OF FARTHEST FINISH TO FACE OF FARTHEST FINISH, INCLUDING APPLIED FINISHES. SLIGHT VARIATIONS IN THIS DIMENSION ARE ACCEPTABLE SO LONG AS THE MINIMUM SIZE IS MAINTAINED.

MAXIMUM OR MAX:
THE PRESENCE OF "MAX" OR "MAXIMUM" IN A DIMENSION STRING INDICATES A MAXIMUM CLEAR HEIGHT/LENGTH OF THE AMOUNT INDICATED. THESE DIMENSIONS ARE FROM FACE OF FARTHEST FINISH TO FACE OF FARTHEST FINISH, INCLUDING APPLIED FINISHES. SLIGHT VARIATIONS IN THIS DIMENSION ARE ACCEPTABLE SO LONG AS THE MAXIMUM SIZE IS NOT REACHED.

FURNISH:
SUPPLY AND DELIVER TO PROJECT SITE, READY FOR UNLOADING, UNPACKING, ASSEMBLY, INSTALLATION, AND SIMILAR OPERATIONS.

INSTALL:
OPERATIONS AT PROJECT SITE INCLUDING UNLOADING, TEMPORARILY STORING, UNPACKING, ASSEMBLING, ERECTING, PLACING, ANCHORING, APPLYING, WORKING TO DIMENSION, FINISHING, CURING, PROTECTING, CLEANING, AND SIMILAR OPERATIONS.

PROVIDE:
FURNISH AND INSTALL, COMPLETE AND READY FOR THE INTENDED USE.

ARCHITECT/ENGINEER

CPL | Architecture Engineering Planning
726 Exchange St
Suite 920
Buffalo, NY 14210
T. 716.852.2100
CPLteam.com

NY ENGINEERING FIRM CERTIFICATE #0021419

OWNER

ERIE COUNTY DEPARTMENT OF PUBLIC WORKS
95 Franklin St
14th Floor
Buffalo, NY 14202
T. 716-858-8300

CPL | Architecture Engineering Planning
726 Exchange St Suite 920
Buffalo, NY 14210
CPLteam.com

NY ENGINEERING FIRM CERTIFICATE #0021419

PROJECT INFORMATION

Project Number
R25.17654.01

Client Name
ERIE COUNTY DEPARTMENT OF PUBLIC WORKS

Project Name
2025-2028 BECPL CAPITAL PROJECTS - EXTERIOR MARBLE RESTORATION

Project Address
1 LAFAYETTE SQUARE, BUFFALO, NY, 14203

PROJECT ISSUE & REVISION SCHEDULE

#	Date	Description

PROFESSIONAL STAMPS

REGISTERED ARCHITECT — PAUL DAVID DUDKOWSKI — 040822 — STATE OF NEW YORK

LICENSE EXPIRATION DATE: 08/31/2029

NEW YORK STATE EDUCATION STATEMENT
IT IS A VIOLATION OF THE NEW YORK STATE EDUCATION LAW AND THE COMMISSIONER'S REGULATIONS FOR ANY PERSON, UNLESS ACTING UNDER THE DIRECTION OF A LICENSED ARCHITECT, ENGINEER OR LAND SURVEYOR, TO ALTER ANY ITEM ON THIS ARCHITECT, ENGINEER OR LAND SURVEYOR DRAWING. THE SEAL OF AN ARCHITECT, ENGINEER OR SURVEYOR IS AFFIXED. THE ALTERING ARCHITECT, ENGINEER OR LAND SURVEYOR SHALL AFFIX TO ANY SUCH ALTERED DRAWING THEIR SIGNATURE AND THE DATE OF SUCH ALTERATION, AND A SPECIFIC DESCRIPTION OF THE ALTERATION.

SHEET INFORMATION

Issued	Scale
10/02/2026	As indicated

Project Status
BID DOCUMENTS

Drawn By	Checked By
JAE	EG/PD

Drawing Title
COVER

Drawing Number
G000

10/6/2026 11:58:21 AM PROJECT FILES ON ACC

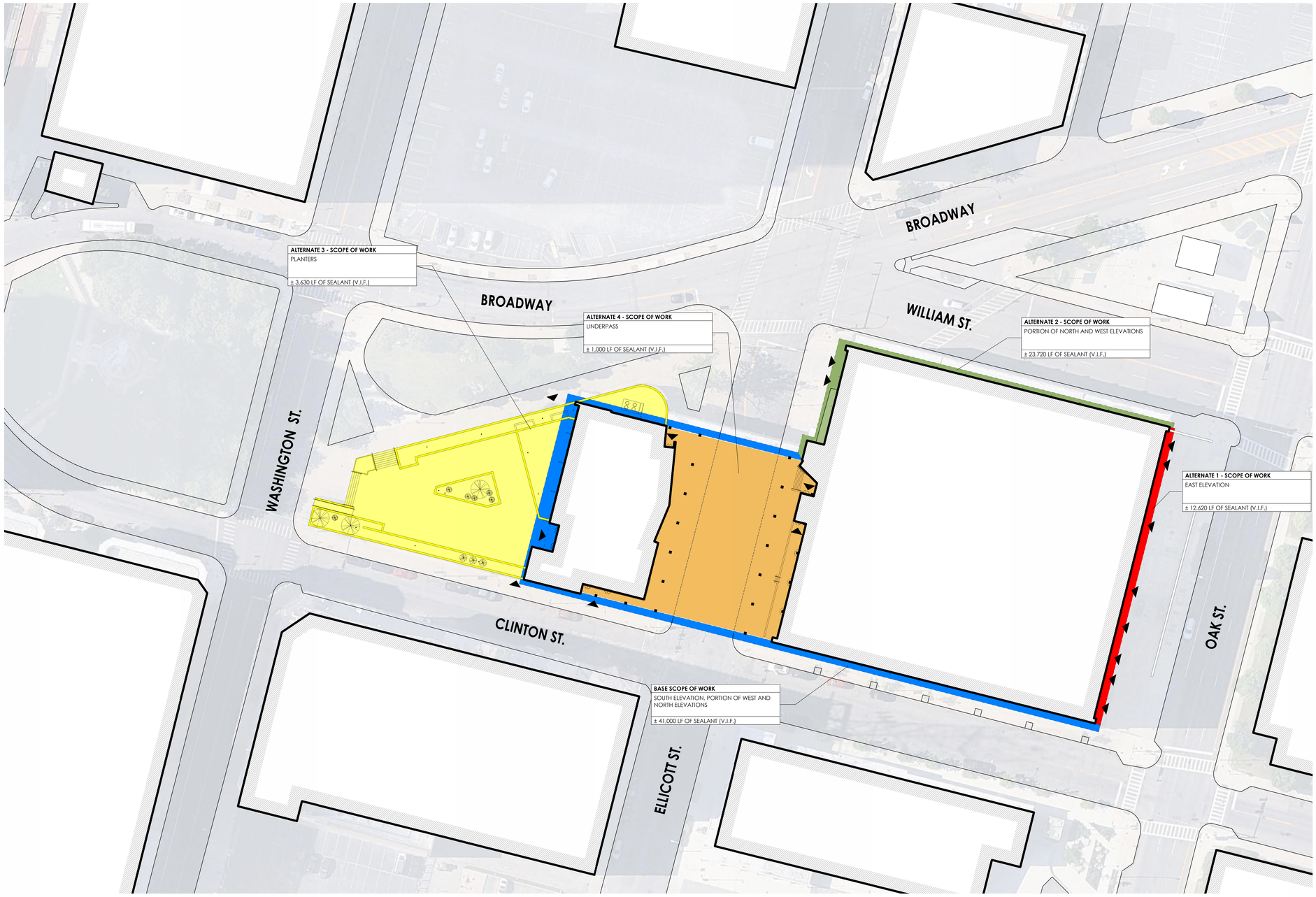

1 G001 TRUE NORTH

SCOPING PLAN

NTS

SCOPE OF WORK LEGEND

BASE SCOPE OF WORK

ALTERNATE 1

ALTERNATE 2

ALTERNATE 3 - PLANTERS

ALTERNATE 4 - UNDERPASS

CPL | Architecture Engineering Planning
726 Exchange St Suite 920
Buffalo, NY 14210
CPLteam.com

NY ENGINEERING FIRM CERTIFICATE #0021419

PROJECT INFORMATION

Project Number
R25.17654.01

Client Name
ERIE COUNTY DEPARTMENT OF PUBLIC WORKS

Project Name
2025-2028 BECPL CAPITAL PROJECTS - EXTERIOR MARBLE RESTORATION

Project Address
1 LAFAYETTE SQUARE, BUFFALO, NY, 14203

PROJECT ISSUE & REVISION SCHEDULE

#	Date	Description

PROFESSIONAL STAMPS

REGISTERED ARCHITECT · PAUL DAVID DUDKOWSKI · 040822 · STATE OF NEW YORK

LICENSE EXPIRATION DATE: 08/31/2029

NEW YORK STATE EDUCATION STATEMENT

THE ARCHITECT'S SEAL AFFIXED HEREON IS AFFIRMED BY EDUCATION LAW AND THE COMMISSIONER'S REGULATIONS FOR ANY PERSON, UNLESS ACTING UNDER THE DIRECTION OF A LICENSED ARCHITECT, ENGINEER OR LAND SURVEYOR, TO ALTER AN ITEM IN ANY WAY. IF AN ITEM BEARING THE SEAL OF AN ARCHITECT, ENGINEER OR LAND SURVEYOR IS ALTERED, THE ALTERING PARTY SHALL AFFIX TO THE ITEM THEIR SEAL AND THE NOTATION "ALTERED BY" FOLLOWED BY THEIR SIGNATURE AND THE DATE OF SUCH ALTERATION, AND A SPECIFIC DESCRIPTION OF THE ALTERATION.

SHEET INFORMATION

Issued	Scale
10/02/2026	As indicated
Project Status	
BID DOCUMENTS	
Drawn By	Checked By
JAE	EG/PD

Drawing Title
SCOPE OF WORK PLAN

Drawing Number
-
G001

10/5/2026 12:00:21 PM PROJECT FILES ON ACC

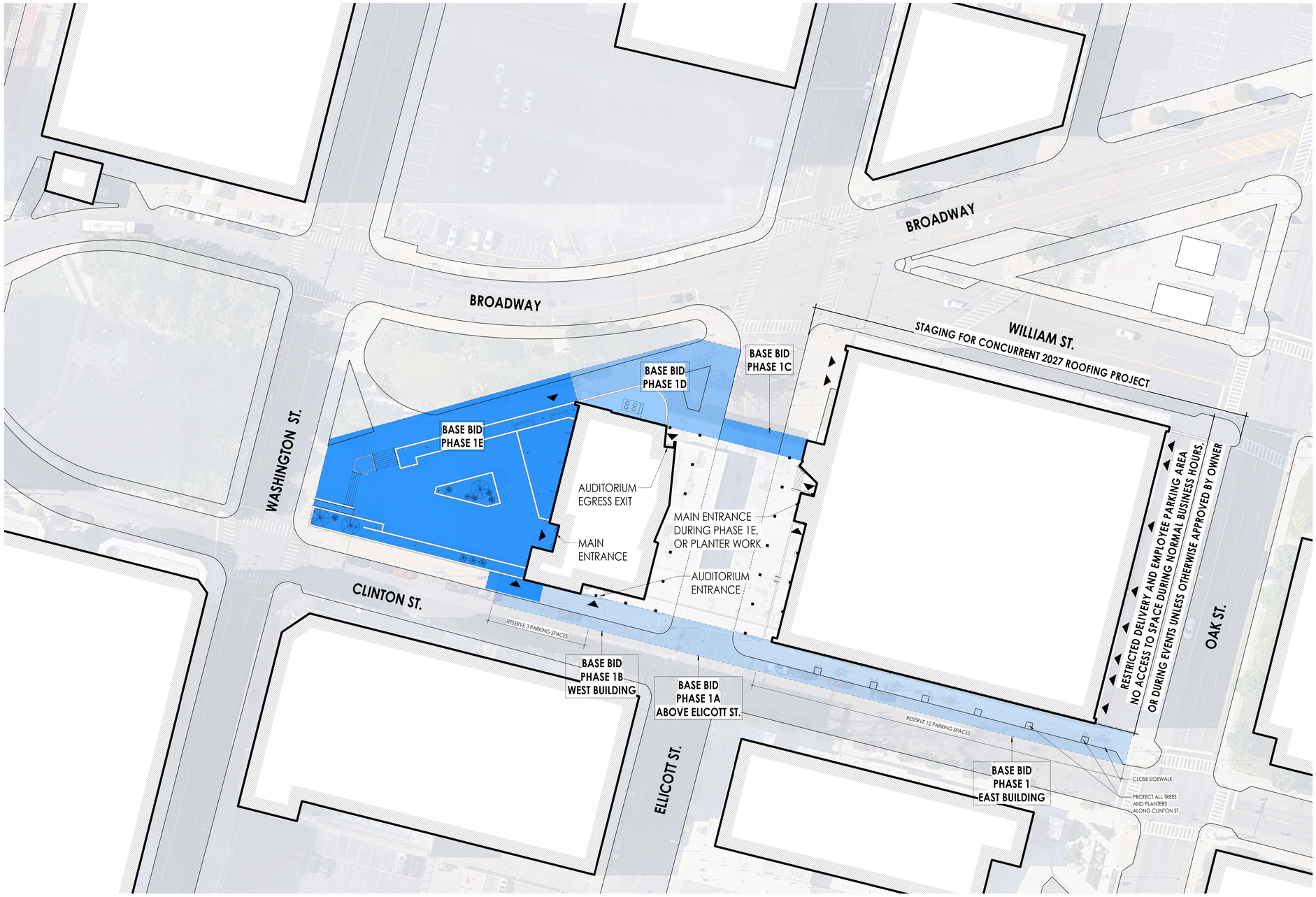

1 G002
TRUE NORTH

PHASING AND STAGING PLAN - BASE SCOPE OF WORK - PHASES 1-1E
NTS

PHASING AND STAGING NOTES

GENERAL

1. CONTRACTOR TO COORDINATE WITH LIBRARY REPRESENTATIVE TO 10-DAYS PRIOR TO SECURITY CAMERA, CONDUIT, LIGHT FIXTURE, AND OTHER TEMPORARY REMOVAL OF DEVICES AND FIXTURES. REMOVAL AND RE-INSTALLATION BY LIBRARY WORKERS UNLESS NOTED OTHERWISE.
2. IDENTIFIED BUILDING EXIT/ENTRANCE THAT MUST HAVE ACCESSIBLE PATHWAYS MAINTAINED AT ALL WORK TIMES. PROTECTION TO BE PROVIDED WHEN WORK IS BEING DONE AT AREA.

BASE SCOPE OF WORK

- SOUTH FACADE (PHASE 1, 1A, 1B)
  1. COORDINATE WITH CITY OF BUFFALO TO RESERVE 15 PARKING SPACES FOR TEMPORARY ENCLOSURE.
  2. COORDINATE WITH DOT TO TEMP SHUT DOWN ELLICOTT ST.
  3. PROVIDE TEMPORARY FENCE BARRIER WITH PRIVACY SCREENS.
  4. PROVIDE SIGNAGE AT EITHER SIDE OF THE FENCED ENCLOSURE ABOUT SIDEWALK CLOSURE AND REDIRECTING PEDESTRIAN TRAFFIC. CONTRACTOR TO MAINTAIN ADA PATHWAY AT ALL TIMES.
  5. PROVIDE SIGNAGE TO TEMPORARILY REDIRECT VEHICULAR TRAFFIC.
  6. PCB REMOVAL TO INCLUDE PLASTIC ON GROUND.
  7. CONTRACTOR TO CONDUCT WORK BY LIFT, SCAFFOLDING, OR OTHER MEANS AS NECESSARY TO COMPLETE WORK.
  8. SIDEWALK TO BE PROTECTED AND REPAIRED AS REQUIRED.
- PHASE 1C
  1. PROVIDE TEMPORARY FENCE BARRIER WITH PRIVACY SCREENS.
  2. PROVIDE SIGNAGE AT EITHER SIDE OF THE FENCED ENCLOSURE ABOUT SIDEWALK CLOSURE AND REDIRECTING PEDESTRIAN TRAFFIC.
  4. PCB REMOVAL TO INCLUDE PLASTIC ON GROUND - ASSUME PCBS FOR NOW
  5. CONTRACTOR TO CONDUCT WORK BY LIFT, SCAFFOLDING, OR OTHER MEANS AS NECESSARY TO COMPLETE WORK.
  6. WORK WITH DOT TO TEMPORARILY CLOSE ELLICOTT ST.
  7. PROVIDE SIGNAGE REDIRECTING VEHICULAR TRAFFIC.
- PHASE 1D
  1. PROVIDE TEMPORARY FENCE BARRIER WITH PRIVACY SCREENS.
  2. PROVIDE SIGNAGE AT EITHER SIDE OF THE FENCED ENCLOSURE ABOUT SIDEWALK CLOSURE AND REDIRECTING PEDESTRIAN TRAFFIC.
  4. PCB REMOVAL TO INCLUDE PLASTIC ON GROUND - ASSUME PCBS FOR NOW
  5. CONTRACTOR TO CONDUCT WORK BY LIFT, SCAFFOLDING, OR OTHER MEANS AS NECESSARY TO COMPLETE WORK.
  6. SIDEWALK TO BE PROTECTED AND REPAIRED AS REQUIRED.
- PHASE 1E
  1. PROVIDE TEMPORARY FENCE BARRIER WITH PRIVACY SCREENS.
  2. PROVIDE SIGNAGE AT EITHER SIDE OF THE FENCED ENCLOSURE ABOUT SIDEWALK CLOSURE AND REDIRECTING PEDESTRIAN TRAFFIC. CONTRACTOR TO MAINTAIN ADA PATHWAY AT ALL TIMES.
  3. PCB REMOVAL TO INCLUDE PLASTIC ON GROUND.
  4. CONTRACTOR TO CONDUCT WORK BY SCAFFOLDING, OR OTHER MEANS AS NECESSARY TO COMPLETE WORK. NO VEHICLES TO BE DRIVEN AT THE PLAZA LEVEL.
  5. PLAZA LEVEL HAS SENSITIVE HEATING SYSTEM WITHIN. CONTRACTOR TO PROTECT PLAZA LEVEL.

ALTERNATES

- ALTERNATE 1 - EAST FACADE
  1. EAST FACADE WORK AFTER 5:00 PM ONLY. PARKING LOT SHALL REMAIN ACCESSIBLE DURING NORMAL BUSINESS HOURS; CLOSURE PERMITTED AFTER 5:00 PM ONLY.
  2. PROVIDE TEMPORARY FENCE BARRIER WITH PRIVACY SCREENS.
  3. PROVIDE SIGNAGE AT EITHER SIDE OF THE FENCED ENCLOSURE ABOUT SIDEWALK CLOSURE AND REDIRECTING PEDESTRIAN TRAFFIC.
  4. PCB REMOVAL TO INCLUDE PLASTIC ON GROUND.
  5. CONTRACTOR TO CONDUCT WORK BY LIFT, SCAFFOLDING, OR OTHER MEANS AS NECESSARY TO COMPLETE WORK.
  6. SIDEWALK TO BE PROTECTED AND REPAIRED AS REQUIRED.
- ALTERNATE 2 - PHASE 1 - EAST BUILDING, NORTH FACADE
  1. COORDINATE WITH CITY OF BUFFALO TO RESERVE 9 PARKING SPACES ALONG WILLIAM STREET.
  2. PROVIDE TEMPORARY FENCE BARRIER WITH PRIVACY SCREENS.
  3. PROVIDE SIGNAGE AT EITHER SIDE OF THE FENCED ENCLOSURE ABOUT SIDEWALK CLOSURE AND REDIRECTING PEDESTRIAN TRAFFIC.
  4. PCB REMOVAL TO INCLUDE PLASTIC ON GROUND.
  5. CONTRACTOR TO CONDUCT WORK BY LIFT, SCAFFOLDING, OR OTHER MEANS AS NECESSARY TO COMPLETE WORK.
  6. SIDEWALK TO BE PROTECTED AND REPAIRED AS REQUIRED.
  7. COORDINATE STAGING WITH ACTIVE ROOFING PROJECT.
- ALTERNATE 2 - PHASE 2 - EAST BUILDING, WEST FACADE
  1. PROVIDE TEMPORARY FENCE BARRIER WITH PRIVACY SCREENS.
  2. PROVIDE SIGNAGE AT EITHER SIDE OF THE FENCED ENCLOSURE ABOUT SIDEWALK CLOSURE AND REDIRECTING PEDESTRIAN TRAFFIC.
  3. PCB REMOVAL TO INCLUDE PLASTIC ON GROUND.
  4. CONTRACTOR TO CONDUCT WORK BY LIFT, SCAFFOLDING, OR OTHER MEANS AS NECESSARY TO COMPLETE WORK.
  5. SIDEWALK TO BE PROTECTED AND REPAIRED AS REQUIRED.
- ALTERNATE 3 - PLANTERS
  1. TEMPORARILY SHUT DOWN PORTION OF SIDEWALK.
  2. COORDINATE ANY PLANT REMOVAL/REINSTALLATION WITH LIBRARY'S GARDENER.
  3. PROVIDE TEMPORARY FENCE BARRIER WITH PRIVACY SCREENS.
  4. PROVIDE SIGNAGE REDIRECTING PEDESTRIAN TRAFFIC TO TEMPORARY MAIN ENTRANCE.
  5. PLAZA LEVEL HAS SENSITIVE HEATING SYSTEM WITHIN. CONTRACTOR TO PROTECT PLAZA LEVEL.
  6. ACM AND PCB REMOVAL TO INCLUDE FULL CONTAINMENT FOR EXTERIOR SEALANT REMOVAL.
  7. SIDEWALK TO BE PROTECTED AND REPAIRED AS REQUIRED.
  8. TEMPORARILY REMOVE SOIL AND PLANTINGS.
  9. ADD SOIL AT PLANTERS AND PROVIDE NEW PLANTINGS FOR THOSE THAT DID NOT SURVIVE AND REPLANT TREES (X3). COORDINATE NEW PLANTING PURCHASES WITH OWNER.
- ALTERNATE 4 - UNDERPASS
  1. COORDINATE WITH DOT TO TEMPORARILY SHUT DOWN ELLICOTT ST.
  2. PROVIDE TEMPORARY FENCE BARRIER WITH PRIVACY SCREENS.
  3. PROVIDE SIGNAGE AT EITHER SIDE OF THE FENCED ENCLOSURE ABOUT SIDEWALK CLOSURE AND REDIRECTING PEDESTRIAN TRAFFIC. CONTRACTOR TO MAINTAIN ADA PATHWAY AT ALL TIMES.
  4. PROVIDE SIGNAGE TO TEMP REDIRECT VEHICULAR TRAFFIC.
  5. PCB REMOVAL TO INCLUDE PLASTIC ON GROUND.
  6. CONTRACTOR TO CONDUCT WORK BY LIFT, SCAFFOLDING, OR OTHER MEANS AS NECESSARY TO COMPLETE WORK.
  7. SIDEWALK TO BE PROTECTED AND REPAIRED AS REQUIRED.

CPL | Architecture Engineering Planning
726 Exchange St Suite 920
Buffalo, NY 14210
CPLteam.com

NY ENGINEERING FIRM CERTIFICATE #0021419

PROJECT INFORMATION

Project Number
R25.17654.01

Client Name
ERIE COUNTY DEPARTMENT OF PUBLIC WORKS

Project Name
2025-2028 BECPL CAPITAL PROJECTS - EXTERIOR MARBLE RESTORATION

Project Address
1 LAFAYETTE SQUARE, BUFFALO, NY, 14203

PROJECT ISSUE & REVISION SCHEDULE

#	Date	Description

PROFESSIONAL STAMPS

REGISTERED ARCHITECT · PAUL DAVID DUDKOWSKI · 040822 · STATE OF NEW YORK

LICENSE EXPIRATION DATE: 08/31/2029

NEW YORK STATE EDUCATION ENTERPRISE

IT IS A VIOLATION OF THE NEW YORK STATE EDUCATION LAW AND THE COMMISSIONER'S REGULATIONS FOR ANY PERSON, UNLESS ACTING UNDER THE DIRECTION OF A LICENSED ARCHITECT, ENGINEER OR LAND SURVEYOR TO ALTER AN ITEM IN ANY WAY. IF AN ITEM BEARING THE STAMP OF A LICENSED ARCHITECT, ENGINEER OR LAND SURVEYOR IS ALTERED, THE ALTERING PARTY SHALL AFFIX TO THE ITEM THEIR SEAL AND THE NOTATION "ALTERED BY" FOLLOWED BY THEIR SIGNATURE AND THE DATE OF SUCH ALTERATION, AND A SPECIFIC DESCRIPTION OF THE ALTERATION.

SHEET INFORMATION

Issued	Scale
10/02/2026	As indicated

Project Status
BID DOCUMENTS

Drawn By	Checked By
JAE	EG/PD

Drawing Title
BASE BID PHASING AND STAGING PLAN

Drawing Number
-
G002

10/2/2026 12:00:24 PM PROJECT FILES ON ACC

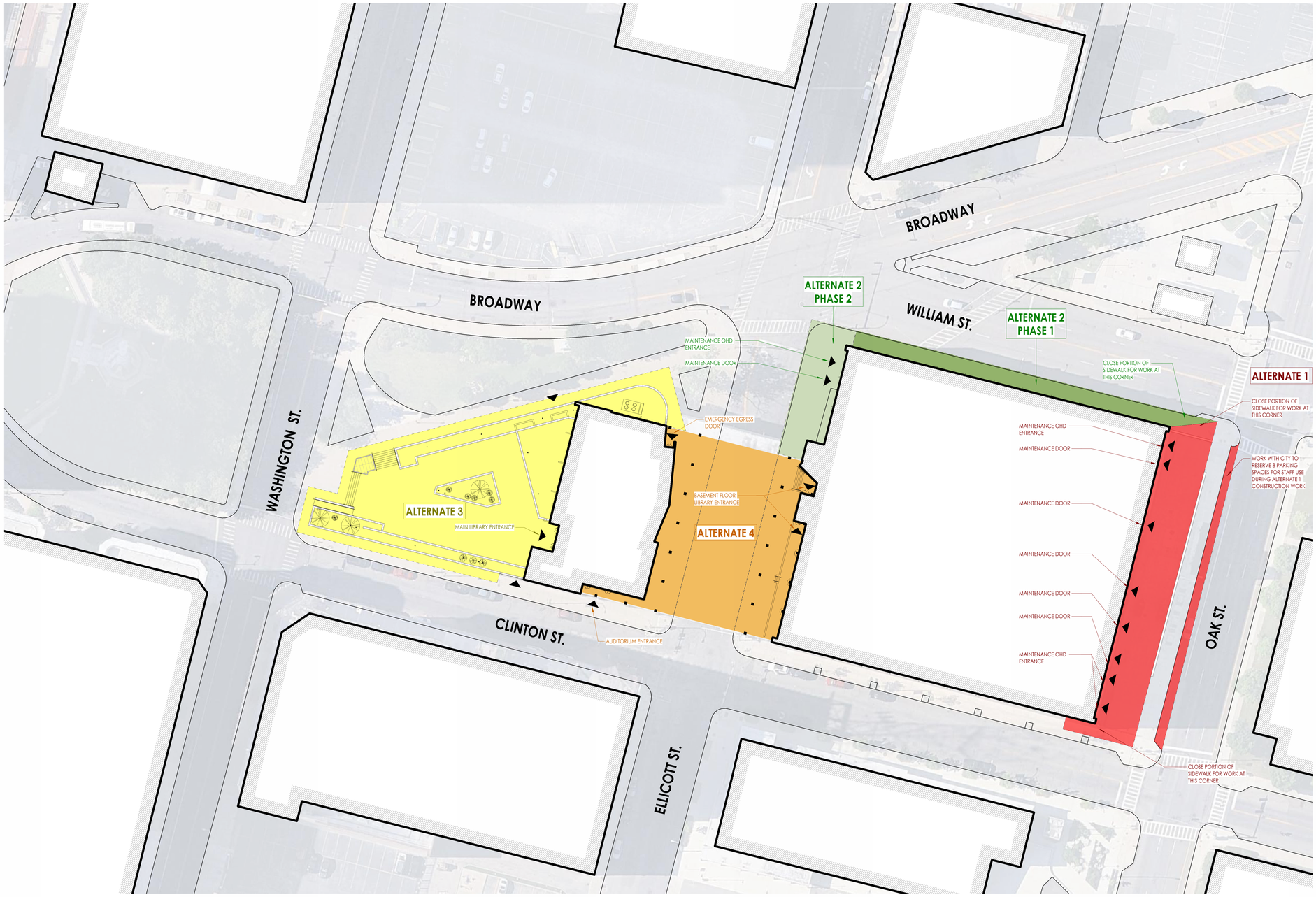

1 G003
TRUE NORTH

PHASING AND STAGING PLAN - ALTERNATES

NTS

PHASING AND STAGING NOTES

GENERAL

1. CONTRACTOR TO COORDINATE WITH LIBRARY REPRESENTATIVE TO 10-DAYS PRIOR TO SECURITY CAMERA, CONDUIT, LIGHT FIXTURE, AND OTHER TEMPORARY REMOVAL OF DEVICES AND FIXTURES. REMOVAL AND RE-INSTALLATION BY LIBRARY WORKERS UNLESS NOTED OTHERWISE.
2. IDENTIFIED BUILDING EXIT/ENTRANCE THAT MUST HAVE ACCESSIBLE PATHWAYS MAINTAINED AT ALL WORK TIMES. PROTECTION TO BE PROVIDED WHEN WORK IS BEING DONE AT AREA.

BASE SCOPE OF WORK

- SOUTH FACADE (PHASE 1, 1A, 1B)
  1. COORDINATE WITH CITY OF BUFFALO TO RESERVE 15 PARKING SPACES FOR TEMPORARY ENCLOSURE.
  2. COORDINATE WITH DOT TO TEMP SHUT DOWN ELLICOTT ST.
  3. PROVIDE TEMPORARY FENCE BARRIER WITH PRIVACY SCREENS.
  4. PROVIDE SIGNAGE AT EITHER SIDE OF THE FENCED ENCLOSURE ABOUT SIDEWALK CLOSURE AND REDIRECTING PEDESTRIAN TRAFFIC. CONTRACTOR TO MAINTAIN ADA PATHWAY AT ALL TIMES.
  5. PROVIDE SIGNAGE TO TEMPORARILY REDIRECT VEHICULAR TRAFFIC.
  6. PCB REMOVAL TO INCLUDE PLASTIC ON GROUND.
  7. CONTRACTOR TO CONDUCT WORK BY LIFT, SCAFFOLDING, OR OTHER MEANS AS NECESSARY TO COMPLETE WORK.
  8. SIDEWALK TO BE PROTECTED AND REPAIRED AS REQUIRED.
- PHASE 1C
  1. PROVIDE TEMPORARY FENCE BARRIER WITH PRIVACY SCREENS.
  2. PROVIDE SIGNAGE AT EITHER SIDE OF THE FENCED ENCLOSURE ABOUT SIDEWALK CLOSURE AND REDIRECTING PEDESTRIAN TRAFFIC.
  4. PCB REMOVAL TO INCLUDE PLASTIC ON GROUND - ASSUME PCBS FOR NOW
  5. CONTRACTOR TO CONDUCT WORK BY LIFT, SCAFFOLDING, OR OTHER MEANS AS NECESSARY TO COMPLETE WORK.
  6. WORK WITH DOT TO TEMPORARILY CLOSE ELLICOTT ST.
  7. PROVIDE SIGNAGE REDIRECTING VEHICULAR TRAFFIC.
- PHASE 1D
  1. PROVIDE TEMPORARY FENCE BARRIER WITH PRIVACY SCREENS.
  2. PROVIDE SIGNAGE AT EITHER SIDE OF THE FENCED ENCLOSURE ABOUT SIDEWALK CLOSURE AND REDIRECTING PEDESTRIAN TRAFFIC.
  4. PCB REMOVAL TO INCLUDE PLASTIC ON GROUND - ASSUME PCBS FOR NOW
  5. CONTRACTOR TO CONDUCT WORK BY LIFT, SCAFFOLDING, OR OTHER MEANS AS NECESSARY TO COMPLETE WORK.
  6. SIDEWALK TO BE PROTECTED AND REPAIRED AS REQUIRED.
- PHASE 1E
  1. PROVIDE TEMPORARY FENCE BARRIER WITH PRIVACY SCREENS.
  2. PROVIDE SIGNAGE AT EITHER SIDE OF THE FENCED ENCLOSURE ABOUT SIDEWALK CLOSURE AND REDIRECTING PEDESTRIAN TRAFFIC. CONTRACTOR TO MAINTAIN ADA PATHWAY AT ALL TIMES.
  3. PCB REMOVAL TO INCLUDE PLASTIC ON GROUND.
  4. CONTRACTOR TO CONDUCT WORK BY SCAFFOLDING, OR OTHER MEANS AS NECESSARY TO COMPLETE WORK. NO VEHICLES TO BE DRIVEN AT THE PLAZA LEVEL.
  5. PLAZA LEVEL HAS SENSITIVE HEATING SYSTEM WITHIN. CONTRACTOR TO PROTECT PLAZA LEVEL.

ALTERNATES

- ALTERNATE 1 - EAST FACADE
  1. EAST FACADE WORK AFTER 5:00 PM ONLY. PARKING LOT SHALL REMAIN ACCESSIBLE DURING NORMAL BUSINESS HOURS; CLOSURE PERMITTED AFTER 5:00 PM ONLY.
  2. PROVIDE TEMPORARY FENCE BARRIER WITH PRIVACY SCREENS.
  3. PROVIDE SIGNAGE AT EITHER SIDE OF THE FENCED ENCLOSURE ABOUT SIDEWALK CLOSURE AND REDIRECTING PEDESTRIAN TRAFFIC.
  4. PCB REMOVAL TO INCLUDE PLASTIC ON GROUND.
  5. CONTRACTOR TO CONDUCT WORK BY LIFT, SCAFFOLDING, OR OTHER MEANS AS NECESSARY TO COMPLETE WORK.
  6. SIDEWALK TO BE PROTECTED AND REPAIRED AS REQUIRED.
- ALTERNATE 2 - PHASE 1 - EAST BUILDING, NORTH FACADE
  1. COORDINATE WITH CITY OF BUFFALO TO RESERVE 9 PARKING SPACES ALONG WILLIAM STREET.
  2. PROVIDE TEMPORARY FENCE BARRIER WITH PRIVACY SCREENS.
  3. PROVIDE SIGNAGE AT EITHER SIDE OF THE FENCED ENCLOSURE ABOUT SIDEWALK CLOSURE AND REDIRECTING PEDESTRIAN TRAFFIC.
  4. PCB REMOVAL TO INCLUDE PLASTIC ON GROUND.
  5. CONTRACTOR TO CONDUCT WORK BY LIFT, SCAFFOLDING, OR OTHER MEANS AS NECESSARY TO COMPLETE WORK.
  6. SIDEWALK TO BE PROTECTED AND REPAIRED AS REQUIRED.
  7. COORDINATE STAGING WITH ACTIVE ROOFING PROJECT.
- ALTERNATE 2 - PHASE 2 - EAST BUILDING, WEST FACADE
  1. PROVIDE TEMPORARY FENCE BARRIER WITH PRIVACY SCREENS.
  2. PROVIDE SIGNAGE AT EITHER SIDE OF THE FENCED ENCLOSURE ABOUT SIDEWALK CLOSURE AND REDIRECTING PEDESTRIAN TRAFFIC.
  3. PCB REMOVAL TO INCLUDE PLASTIC ON GROUND.
  4. CONTRACTOR TO CONDUCT WORK BY LIFT, SCAFFOLDING, OR OTHER MEANS AS NECESSARY TO COMPLETE WORK.
  5. SIDEWALK TO BE PROTECTED AND REPAIRED AS REQUIRED.
- ALTERNATE 3 - PLANTERS
  1. TEMPORARILY SHUT DOWN PORTION OF SIDEWALK.
  2. COORDINATE ANY PLANT REMOVAL/REINSTALLATION WITH LIBRARY'S GARDENER.
  3. PROVIDE TEMPORARY FENCE BARRIER WITH PRIVACY SCREENS.
  4. PROVIDE SIGNAGE REDIRECTING PEDESTRIAN TRAFFIC TO TEMPORARY MAIN ENTRANCE.
  5. PLAZA LEVEL HAS SENSITIVE HEATING SYSTEM WITHIN. CONTRACTOR TO PROTECT PLAZA LEVEL.
  6. ACM AND PCB REMOVAL TO INCLUDE FULL CONTAINMENT FOR EXTERIOR SEALANT REMOVAL.
  7. SIDEWALK TO BE PROTECTED AND REPAIRED AS REQUIRED.
  8. TEMPORARILY REMOVE SOIL AND PLANTINGS.
  9. ADD SOIL AT PLANTERS AND PROVIDE NEW PLANTINGS FOR THOSE THAT DID NOT SURVIVE AND REPLANT TREES (X3). COORDINATE NEW PLANTING PURCHASES WITH OWNER.
- ALTERNATE 4 - UNDERPASS
  1. COORDINATE WITH DOT TO TEMPORARILY SHUT DOWN ELLICOTT ST.
  2. PROVIDE TEMPORARY FENCE BARRIER WITH PRIVACY SCREENS.
  3. PROVIDE SIGNAGE AT EITHER SIDE OF THE FENCED ENCLOSURE ABOUT SIDEWALK CLOSURE AND REDIRECTING PEDESTRIAN TRAFFIC. CONTRACTOR TO MAINTAIN ADA PATHWAY AT ALL TIMES.
  4. PROVIDE SIGNAGE TO TEMP REDIRECT VEHICULAR TRAFFIC.
  5. PCB REMOVAL TO INCLUDE PLASTIC ON GROUND.
  6. CONTRACTOR TO CONDUCT WORK BY LIFT, SCAFFOLDING, OR OTHER MEANS AS NECESSARY TO COMPLETE WORK.
  7. SIDEWALK TO BE PROTECTED AND REPAIRED AS REQUIRED.

CPL | Architecture Engineering Planning
726 Exchange St Suite 920
Buffalo, NY 14210
CPLteam.com

NY ENGINEERING FIRM CERTIFICATE #0021419

PROJECT INFORMATION

Project Number
R25.17654.01

Client Name
ERIE COUNTY DEPARTMENT OF PUBLIC WORKS

Project Name
2025-2028 BECPL CAPITAL PROJECTS - EXTERIOR MARBLE RESTORATION

Project Address
1 LAFAYETTE SQUARE, BUFFALO, NY, 14203

PROJECT ISSUE & REVISION SCHEDULE

#	Date	Description

PROFESSIONAL STAMPS

REGISTERED ARCHITECT · PAUL DAVID DUDKOWSKI · 040822 · STATE OF NEW YORK

LICENSE EXPIRATION DATE: 08/31/2029

NEW YORK STATE EDUCATION ENTERPRISE

IT IS A VIOLATION OF THE NEW YORK STATE EDUCATION LAW AND THE COMMISSIONER'S REGULATIONS FOR ANY PERSON, UNLESS ACTING UNDER THE DIRECTION OF A LICENSED ARCHITECT, ENGINEER OR LAND SURVEYOR, TO ALTER AN ITEM IN ANY WAY. IF ANY ITEM BEARING THE SEAL OF AN ARCHITECT, ENGINEER OR SURVEYOR IS ALTERED, THE ALTERING PARTY SHALL AFFIX TO THE ITEM THEIR SEAL AND THE NOTATION 'ALTERED BY' FOLLOWED BY THEIR SIGNATURE AND THE DATE OF SUCH ALTERATION, AND A SPECIFIC DESCRIPTION OF THE ALTERATION.

SHEET INFORMATION

Issued	Scale
10/02/2026	As indicated

Project Status
BID DOCUMENTS

Drawn By	Checked By
JAE	EG/PD

Drawing Title
ALTERNATE PHASING AND STAGING PLAN

Drawing Number
-
G003

10/5/2026, 12:00:26 PM PROJECT FILES ON ACC

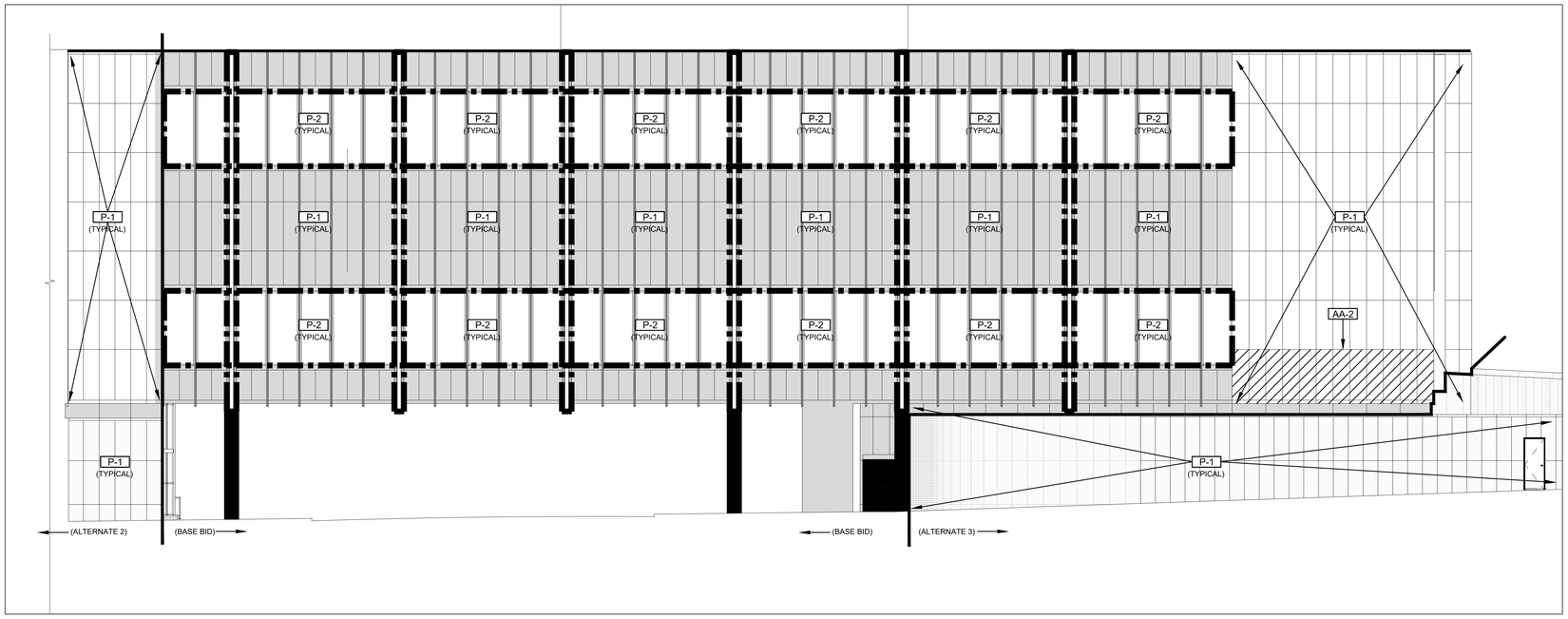

1 HM-301 **NORTH ELEVATION WEST BUILDING HAZARDOUS MATERIALS REMOVAL PLAN - BASE BID, ALTERNATE 2, AND ALTERNATE 3**

1/8" = 1'-0"

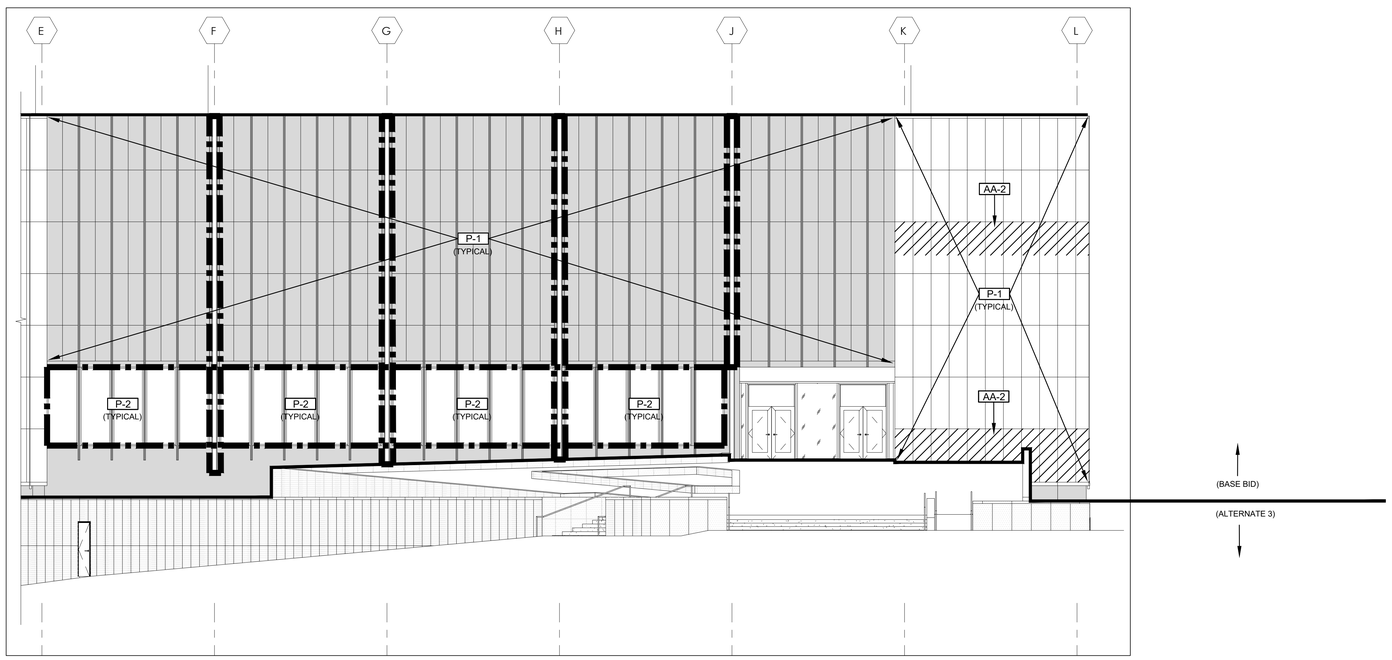

2 HM-302 **WEST ELEVATION WEST BUILDING HAZARDOUS MATERIALS REMOVAL PLAN - BASE BID AND ALTERNATE 3**

1/8" = 1'-0"

ASBESTOS AWARENESS NOTE

1. WATTS A&E HAS PERFORMED A PRE-RENOVATION SURVEY FOR ASBESTOS. A COPY OF THE REPORT IS INCLUDED IN THE CONTRACT DOCUMENTS. ADDITIONAL COPIES CAN BE OBTAINED FROM THE DASNY PROJECT MANAGER.
2. ASPHALTIC FLASHING / TAR COATED COPPER THROUGH WALL FLASHING BEHIND FAÇADE PANELS IS ASBESTOS-CONTAINING. ANY DISTURBANCE TO THESE MATERIALS MUST BE PERFORMED BY A LICENSED ASBESTOS ABATEMENT CONTRACTOR.

ASBESTOS ABATEMENT NOTES

AA-1 NOT USED.

AA-2 PROPERLY REMOVE AND DISPOSE OF ASPHALTIC FLASHING AND/OR TAR COATED COPPER THROUGH WALL FLASHING AS NECESSARY TO FACILITATE WORK. FLASHING IS LOCATED BEHIND FAÇADE PANELS AND ASSOCIATED MORTAR.

PCB ABATEMENT NOTES

P-1 PROPERLY REMOVE AND DISPOSE OF ALL PCB-CONTAINING SEALANTS AND BACKER RODS FROM ALL FAÇADE PANEL SEAMS. FAÇADE PANEL SEAM SEALANT ACROSS THE ENTIRE BUILDING IS PCB-CONTAINING. SCRAPE ALL LOOSE MORTAR/DEBRIS FROM SEAMS. DISPOSE OF ALL SEALANT AND ASSOCIATED DEBRIS AS PCB BULK PRODUCT WASTE.

P-2 PROPERLY REMOVE AND DISPOSE OF ALL PCB-CONTAINING SEALANTS AND BACKER RODS ASSOCIATED WITH WINDOW SYSTEMS AND VERTICAL WINDOW FRAME MULLIONS. WINDOW SEALANTS ACROSS THE ENTIRE BUILDING ARE PCB-CONTAINING. SCRAPE ALL LOOSE MORTAR/DEBRIS FROM THE OPENINGS. DISPOSE OF ALL SEALANTS AND ASSOCIATED DEBRIS AS PCB BULK PRODUCT WASTE.

P-3 NOT USED.

GENERAL NOTES

A. PCB-CONTAINING CAULK REMOVAL ASSOCIATED WITH FAÇADE PANELS AND WINDOW SYSTEMS SHALL BE DONE USING MANUAL METHODS ONLY. THE CEILING DECK AND STRUCTURAL STEEL BEAMS ARE COVERED WITH A FRIABLE SPRAYED-ON ACOUSTICAL/FIREPROOFING (SOF) FINISH. THIS MATERIAL IS EXTREMELY VULNERABLE TO DELAMINATION FROM THE EFFECTS OF VIBRATION.

B. PERFORM ALL WORK IN STRICT ACCORDANCE WITH ALL APPLICABLE LOCAL, STATE, AND FEDERAL RULES, REGULATIONS, GUIDELINES, AND THE CONTRACT DOCUMENTS.

C. ALL MATERIAL MEASUREMENTS AND/OR QUANTITIES AND LOCATIONS ARE APPROXIMATE AND FOR GENERAL ORIENTATION ONLY.

D. SECURE ALL TOOLS, EQUIPMENT, AND SUPPLIES. THE OWNER OR THEIR REPRESENTATIVE WILL NOT BE RESPONSIBLE FOR LOST, DAMAGED, OR STOLEN ITEMS.

E. KEEP THE WORK AREA IN A CLEAN AND SAFE CONDITION, PROVIDING TEMPORARY PROTECTION, PROTECTING BUILDING MATERIALS SCHEDULED TO REMAIN, AND TO PREVENT UNAUTHORIZED ACCESS DURING THE DURATION OF THE PROJECT. REPAIR OF DAMAGE CAUSED AS A RESULT OF INADEQUATE TEMPORARY PROTECTION OR CONTRACTOR ACTIVITIES WILL BE THE RESPONSIBILITY OF THE CONTRACTOR.

F. COORDINATE ALL WORK ACTIVITIES WITH THE OWNER/OWNER'S REPRESENTATIVE TO ENSURE ONSITE ACTIVITIES ARE ACCEPTABLE TO THE OWNER, AND THAT REMOVALS ARE SUFFICIENT TO ACCOMMODATE THE PROJECT ACTIVITIES.

G. REFER TO SPECIFICATION SECTIONS 028400 AND THE ENTIRETY CONTRACT DOCUMENTS FOR ADDITIONAL INFORMATION.

H. CONTRACTOR SHALL WEAR ALL PERSONAL PROTECTIVE EQUIPMENT (PPE) AS REQUIRED BY OSHA. A COPY OF THE NEGATIVE EXPOSURE ASSESSMENT SHALL BE MAINTAINED ON SITE IF DIFFERENT PPE IS UTILIZED THAN WHAT IS REQUIRED BY OSHA.

I. THE LOCATION OF ANY SITE STORAGE OF MATERIAL, EQUIPMENT AND WASTE TRAILER/DUMPSTER SHALL BE COORDINATED WITH AND APPROVED BY THE OWNER OR THE OWNER'S REPRESENTATIVE PRIOR TO MOBILIZATION.

LEAD AWARENESS NOTES

1. COMPLY WITH OSHA 29 CFR 1926.62: LEAD EXPOSURE IN CONSTRUCTION; INTERIM FINAL RULE FOR ALL ACTIVITIES DURING WHICH AN EMPLOYEE MAY BE OCCUPATIONALLY EXPOSED TO LEAD.

PCB GENERAL NOTES

1. PCB-CONTAINING CAULK REMOVAL ASSOCIATED WITH FAÇADE PANELS AND WINDOW SYSTEMS SHALL BE DONE USING MANUAL METHODS ONLY. THE CEILING DECK AND STRUCTURAL STEEL BEAMS ARE COVERED WITH A FRIABLE SPRAYED-ON ACOUSTICAL/FIREPROOFING (SOF) FINISH. THIS MATERIAL IS EXTREMELY VULNERABLE TO DELAMINATION FROM THE EFFECTS OF VIBRATION.
2. CONTRACTOR SHALL PROPERLY REMOVE AND DISPOSE OF ALL PCB CONTAINING SEALANTS AS INDICATED AS PCB BULK PRODUCT WASTE. REMOVAL AND DISPOSAL SHALL OCCUR IN ACCORDANCE WITH ALL FEDERAL AND STATE REGULATIONS. MATERIALS MUST BE TRANSPORTED TO A FACILITY THAT ACCEPTS TSCA PCB WASTE.
3. NEW YORK STATE REGULATES PCB BULK PRODUCT WASTE AS A RCRA HAZARDOUS WASTE AND ALL HAZARDOUS WASTE REGULATIONS APPLY. PROOF OF PROPER DISPOSAL MUST BE PROVIDED TO THE OWNER.
4. NO SOLVENTS OR GRINDING EQUIPMENT SHALL BE UTILIZED TO REMOVE CAULK FROM BUILDING CONCRETE/MASONRY.
5. ALL LOOSE OR DISLODGED MASONRY/MORTAR WITHIN 2 INCHES OF PCB CAULK REMOVAL LOCATIONS SHALL BE REMOVED DURING PCB CAULK REMOVAL. REMOVED MASONRY/MORTAR SHALL BE DISPOSED OF AS PCB BULK PRODUCT WASTE.
6. CONTRACTOR SHALL REFER TO SPECIFICATION SECTION 028400 FOR DETAILED HANDLING AND DISPOSAL PROCEDURES.
7. ALL REMOVAL AREAS SHALL BE VISUALLY CLEARED BY THE PROJECT MONITOR/ CONSULTANT PRIOR TO ACCESS BY OTHER TRADES.
8. ALL BUILDING COMPONENTS IN CONTACT WITH PCB SEALANTS SHALL BE HANDLED AND DISPOSED OF AS PCB BULK PRODUCT WASTE.

KEY PLAN

NTS

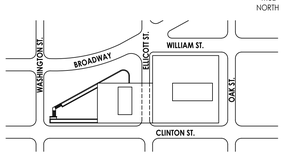

CPL | Architecture Engineering Planning
726 Exchange St Suite 920
Buffalo, NY 14210
CPLteam.com

NY ENGINEERING FIRM CERTIFICATE #0021419

PROJECT INFORMATION

Project Number
R25.17654.01

Client Name
ERIE COUNTY DEPARTMENT OF PUBLIC WORKS

Project Name
2025-2028 BECPL CAPITAL PROJECTS - EXTERIOR MARBLE RESTORATION

Project Address
1 LAFAYETTE SQUARE, BUFFALO, NY, 14203

Watts Architects &Engineers
99 Perry Street, Suite 300
Buffalo, NY 14203

PROJECT ISSUE & REVISION SCHEDULE

#	Date	Description

PROFESSIONAL STAMPS

STATE OF NEW YORK · KEVIN P. JANIS · 082957 · LICENSED PROFESSIONAL ENGINEER

NEW YORK STATE EDUCATION STATEMENT

IT IS A VIOLATION OF THE NEW YORK STATE EDUCATION LAW AND THE COMMISSIONER'S REGULATIONS FOR ANY PERSON, UNLESS ACTING UNDER THE DIRECTION OF A LICENSED ARCHITECT, ENGINEER OR LAND SURVEYOR, TO ALTER IN ANY WAY AN ITEM BEARING THE SEAL OF AN ARCHITECT, ENGINEER OR SURVEYOR IS ALTERED, THE ALTERING PARTY SHALL AFFIX TO THE ITEM THEIR SEAL AND THE NOTATION "ALTERED BY" FOLLOWED BY THEIR SIGNATURE AND THE DATE OF SUCH ALTERATION, AND A SPECIFIC DESCRIPTION OF THE ALTERATION.

SHEET INFORMATION

Issued	Scale
10/02/2026	As indicated
Project Status	
BID DOCUMENTS	
Drawn By	Checked By
NAK	TG

Drawing Title
WEST BUILDING NORTH AND WEST ELEVATION HAZARDOUS MATERIALS REMOVAL PLAN - BASE BID

Drawing Number
HM-301

7/28/2026, 10:47:14 AM PROJECT FILES ON ACC I:\2025\J2500370 BECPL Masonry Restoration Part\1.1B CADD\Arch\J2500370_HM.dwg Sep 30, 2026, 1:08pm

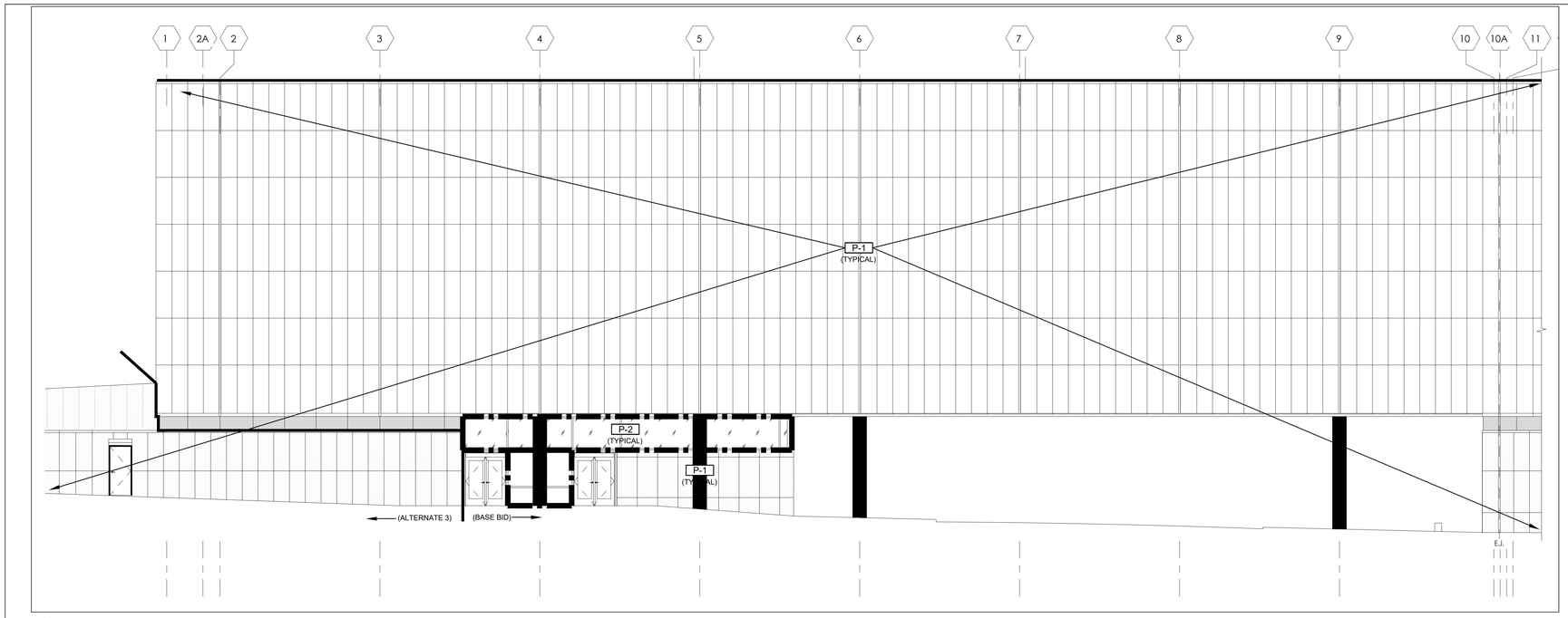

1 HM-304 **SOUTH ELEVATION WEST BUILDING HAZARDOUS MATERIALS REMOVAL PLAN - BASE BID AND ALTERNATE 3**

1/8" = 1'-0"

GENERAL NOTES

A. PCB-CONTAINING CAULK REMOVAL ASSOCIATED WITH FAÇADE PANELS AND WINDOW SYSTEMS SHALL BE DONE USING MANUAL METHODS ONLY. THE CEILING DECK AND STRUCTURAL STEEL BEAMS ARE COVERED WITH A FRIABLE SPRAYED-ON ACOUSTICAL/FIREPROOFING (SOF) FINISH. THIS MATERIAL IS EXTREMELY VULNERABLE TO DELAMINATION FROM THE EFFECTS OF VIBRATION.

B. PERFORM ALL WORK IN STRICT ACCORDANCE WITH ALL APPLICABLE LOCAL, STATE, AND FEDERAL RULES, REGULATIONS, GUIDELINES, AND THE CONTRACT DOCUMENTS.

C. ALL MATERIAL MEASUREMENTS AND/OR QUANTITIES AND LOCATIONS ARE APPROXIMATE AND FOR GENERAL ORIENTATION ONLY.

D. SECURE ALL TOOLS, EQUIPMENT, AND SUPPLIES. THE OWNER OR THEIR REPRESENTATIVE WILL NOT BE RESPONSIBLE FOR LOST, DAMAGED, OR STOLEN ITEMS.

E. KEEP THE WORK AREA IN A CLEAN AND SAFE CONDITION, PROVIDING TEMPORARY PROTECTION, PROTECTING BUILDING MATERIALS SCHEDULED TO REMAIN, AND TO PREVENT UNAUTHORIZED ACCESS DURING THE DURATION OF THE PROJECT. REPAIR OF DAMAGE CAUSED AS A RESULT OF INADEQUATE TEMPORARY PROTECTION OR CONTRACTOR ACTIVITIES WILL BE THE RESPONSIBILITY OF THE CONTRACTOR.

F. COORDINATE ALL WORK ACTIVITIES WITH THE OWNER/OWNER'S REPRESENTATIVE TO ENSURE ONSITE ACTIVITIES ARE ACCEPTABLE TO THE OWNER, AND THAT REMOVALS ARE SUFFICIENT TO ACCOMMODATE THE PROJECT ACTIVITIES.

G. REFER TO SPECIFICATION SECTIONS 028400 AND THE ENTIRETY CONTRACT DOCUMENTS FOR ADDITIONAL INFORMATION.

H. CONTRACTOR SHALL WEAR ALL PERSONAL PROTECTIVE EQUIPMENT (PPE) AS REQUIRED BY OSHA. A COPY OF THE NEGATIVE EXPOSURE ASSESSMENT SHALL BE MAINTAINED ON SITE IF DIFFERENT PPE IS UTILIZED THAN WHAT IS REQUIRED BY OSHA.

I. THE LOCATION OF ANY SITE STORAGE OF MATERIAL, EQUIPMENT AND WASTE TRAILER/DUMPSTER SHALL BE COORDINATED WITH AND APPROVED BY THE OWNER OR THE OWNER'S REPRESENTATIVE PRIOR TO MOBILIZATION.

LEAD AWARENESS NOTES

1. COMPLY WITH OSHA 29 CFR 1926.62: LEAD EXPOSURE IN CONSTRUCTION: INTERIM FINAL RULE FOR ALL ACTIVITIES DURING WHICH AN EMPLOYEE MAY BE OCCUPATIONALLY EXPOSED TO LEAD.

PCB GENERAL NOTES

1. PCB-CONTAINING CAULK REMOVAL ASSOCIATED WITH FAÇADE PANELS AND WINDOW SYSTEMS SHALL BE DONE USING MANUAL METHODS ONLY. THE CEILING DECK AND STRUCTURAL STEEL BEAMS ARE COVERED WITH A FRIABLE SPRAYED-ON ACOUSTICAL/FIREPROOFING (SOF) FINISH. THIS MATERIAL IS EXTREMELY VULNERABLE TO DELAMINATION FROM THE EFFECTS OF VIBRATION.
2. CONTRACTOR SHALL PROPERLY REMOVE AND DISPOSE OF ALL PCB CONTAINING SEALANTS AS INDICATED AS PCB BULK PRODUCT WASTE. REMOVAL AND DISPOSAL SHALL OCCUR IN ACCORDANCE WITH ALL FEDERAL AND STATE REGULATIONS. MATERIALS MUST BE TRANSPORTED TO A FACILITY THAT ACCEPTS TSCA PCB WASTE.
3. NEW YORK STATE REGULATES PCB BULK PRODUCT WASTE AS A RCRA HAZARDOUS WASTE AND ALL HAZARDOUS WASTE REGULATIONS APPLY. PROOF OF PROPER DISPOSAL MUST BE PROVIDED TO THE OWNER.
4. NO SOLVENTS OR GRINDING EQUIPMENT SHALL BE UTILIZED TO REMOVE CAULK FROM BUILDING CONCRETE/MASONRY.
5. ALL LOOSE OR DISLODGED MASONRY/MORTAR WITHIN 2 INCHES OF PCB CAULK REMOVAL LOCATIONS SHALL BE REMOVED DURING PCB CAULK REMOVAL. REMOVED MASONRY/MORTAR SHALL BE DISPOSED OF AS PCB BULK PRODUCT WASTE.
6. CONTRACTOR SHALL REFER TO SPECIFICATION SECTION 028400 FOR DETAILED HANDLING AND DISPOSAL PROCEDURES.
7. ALL REMOVAL AREAS SHALL BE VISUALLY CLEARED BY THE PROJECT MONITOR/ CONSULTANT PRIOR TO ACCESS BY OTHER TRADES.
8. ALL BUILDING COMPONENTS IN CONTACT WITH PCB SEALANTS SHALL BE HANDLED AND DISPOSED OF AS PCB BULK PRODUCT WASTE.

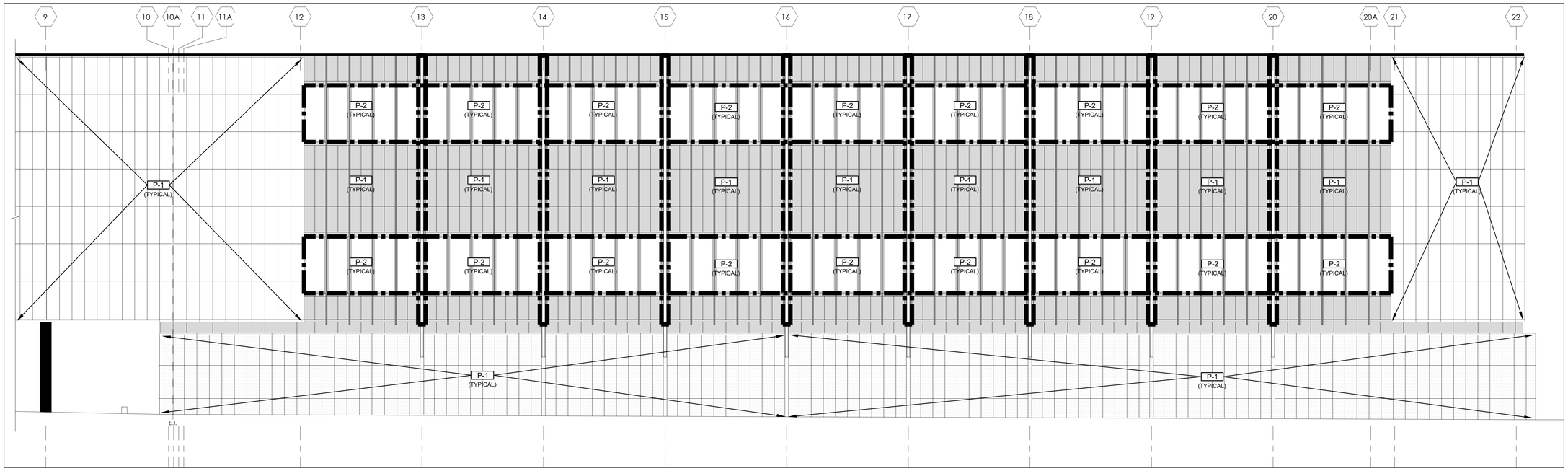

2 HM-304 **SOUTH ELEVATION EAST BUILDING HAZARDOUS MATERIALS REMOVAL PLAN - (BASE BID)**

1/8" = 1'-0"

ASBESTOS AWARENESS NOTE

1. WATTS A&E HAS PERFORMED A PRE-RENOVATION SURVEY FOR ASBESTOS. A COPY OF THE REPORT IS INCLUDED IN THE CONTRACT DOCUMENTS. ADDITIONAL COPIES CAN BE OBTAINED FROM THE DASNY PROJECT MANAGER.
2. ASPHALTIC FLASHING / TAR COATED COPPER THROUGH WALL FLASHING BEHIND FAÇADE PANELS IS ASBESTOS-CONTAINING. ANY DISTURBANCE TO THESE MATERIALS MUST BE PERFORMED BY A LICENSED ASBESTOS ABATEMENT CONTRACTOR.

ASBESTOS ABATEMENT NOTES

AA-1 NOT USED.

AA-2 PROPERLY REMOVE AND DISPOSE OF ASPHALTIC FLASHING AND/OR TAR COATED COPPER THROUGH WALL FLASHING AS NECESSARY TO FACILITATE WORK. FLASHING IS LOCATED BEHIND FAÇADE PANELS AND ASSOCIATED MORTAR.

PCB ABATEMENT NOTES

P-1 PROPERLY REMOVE AND DISPOSE OF ALL PCB-CONTAINING SEALANTS AND BACKER RODS FROM ALL FAÇADE PANEL SEAMS. FAÇADE PANEL SEAM SEALANT ACROSS THE ENTIRE BUILDING IS PCB-CONTAINING. SCRAPE ALL LOOSE MORTAR/DEBRIS FROM SEAMS. DISPOSE OF ALL SEALANT AND ASSOCIATED DEBRIS AS PCB BULK PRODUCT WASTE.

P-2 PROPERLY REMOVE AND DISPOSE OF ALL PCB-CONTAINING SEALANTS AND BACKER RODS ASSOCIATED WITH WINDOW SYSTEMS AND VERTICAL WINDOW FRAME MULLIONS. WINDOW SEALANTS ACROSS THE ENTIRE BUILDING ARE PCB-CONTAINING. SCRAPE ALL LOOSE MORTAR/DEBRIS FROM THE OPENINGS. DISPOSE OF ALL SEALANTS AND ASSOCIATED DEBRIS AS PCB BULK PRODUCT WASTE.

P-3 NOT USED.

KEY PLAN

NTS

TRUE NORTH

CPL | Architecture Engineering Planning
726 Exchange St Suite 920
Buffalo, NY 14210
CPLteam.com

NY ENGINEERING FIRM CERTIFICATE #0021419

PROJECT INFORMATION

Project Number
R25.17654.01

Client Name
ERIE COUNTY DEPARTMENT OF PUBLIC WORKS

Project Name
2025-2028 BECPL CAPITAL PROJECTS - EXTERIOR MARBLE RESTORATION

Project Address
1 LAFAYETTE SQUARE, BUFFALO, NY, 14203

Watts Architects &Engineers
99 Perry Street, Suite 300
Buffalo, NY 14203

PROJECT ISSUE & REVISION SCHEDULE

#	Date	Description

PROFESSIONAL STAMPS

STATE OF NEW YORK · KEVIN P. JANIK · 092957 · LICENSED PROFESSIONAL ENGINEER

NEW YORK STATE EDUCATION STATEMENT
IT IS A VIOLATION OF ARTICLE 145 OF THE EDUCATION LAW AND THE COMMISSIONER'S REGULATIONS FOR ANY PERSON, UNLESS ACTING UNDER THE DIRECTION OF A LICENSED ARCHITECT, ENGINEER OR LAND SURVEYOR, TO ALTER AN ITEM IN ANY WAY. IF AN ITEM BEARING THE SEAL OF AN ARCHITECT, ENGINEER OR LAND SURVEYOR IS ALTERED, THE ALTERING PARTY SHALL AFFIX TO THE ITEM BEING ALTERED THE NOTATION "ALTERED BY" FOLLOWED BY THEIR SIGNATURE AND THE DATE OF SUCH ALTERATION, AND A SPECIFIC DESCRIPTION OF THE ALTERATION.

SHEET INFORMATION

Issued	Scale
10/02/2026	As indicated
Project Status	
BID DOCUMENTS	
Drawn By	Checked By
NAK	TG

Drawing Title
SOUTH ELEVATION HAZARDOUS MATERIALS REMOVAL PLAN - BASE BID

Drawing Number
HM-302

7/28/2026 10:47:14 AM PROJECT FILES ON ACC ...\2026\R25.17654.01 BECPL Hazardous Mat'ls CAD\Arch\R25.17654.01_HM.dwg Sep 30, 2026, 1:06pm

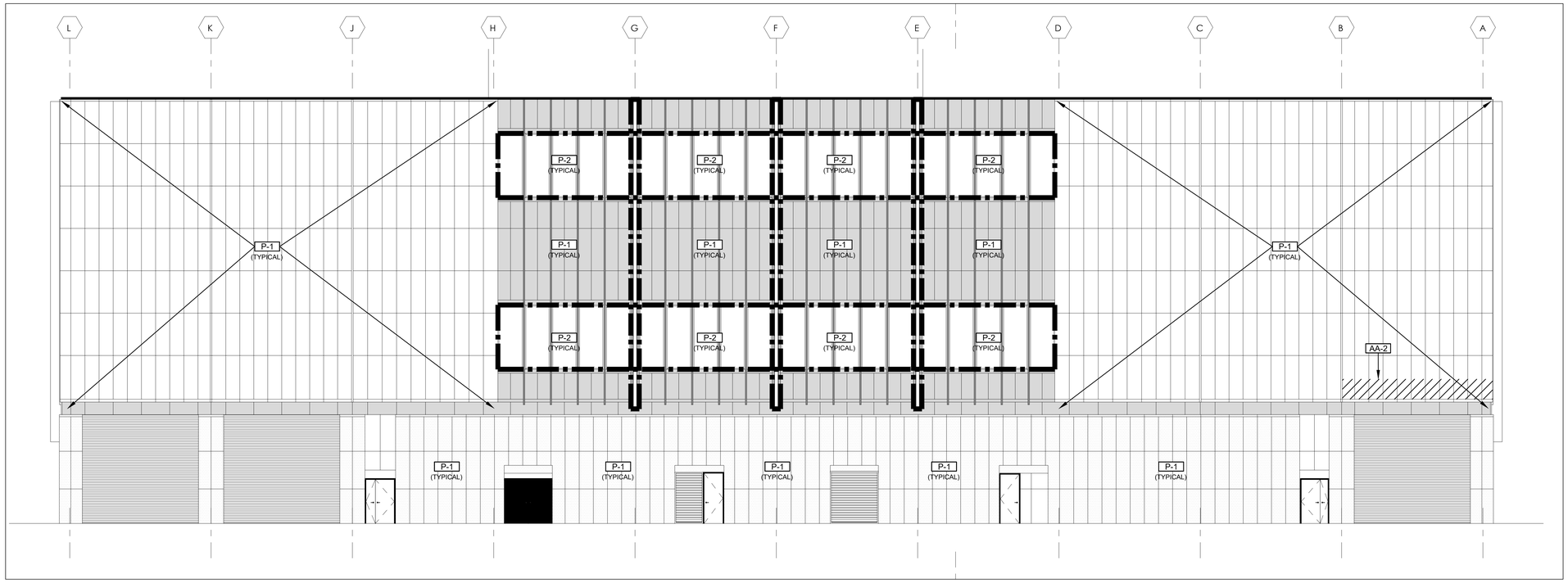

1 / HM-303

EAST ELEVATION EAST BUILDING HAZARDOUS MATERIALS REMOVAL PLAN - ALTERNATE #1

1/8" = 1'-0"

GENERAL NOTES

A. PCB-CONTAINING CAULK REMOVAL ASSOCIATED WITH FAÇADE PANELS AND WINDOW SYSTEMS SHALL BE DONE USING MANUAL METHODS ONLY. THE CEILING DECK AND STRUCTURAL STEEL BEAMS ARE COVERED WITH A FRIABLE SPRAYED-ON ACOUSTICAL/FIREPROOFING (SOF) FINISH. THIS MATERIAL IS EXTREMELY VULNERABLE TO DELAMINATION FROM THE EFFECTS OF VIBRATION.

B. PERFORM ALL WORK IN STRICT ACCORDANCE WITH ALL APPLICABLE LOCAL, STATE, AND FEDERAL RULES, REGULATIONS, GUIDELINES, AND THE CONTRACT DOCUMENTS.

C. ALL MATERIAL MEASUREMENTS AND/OR QUANTITIES AND LOCATIONS ARE APPROXIMATE AND FOR GENERAL ORIENTATION ONLY.

D. SECURE ALL TOOLS, EQUIPMENT, AND SUPPLIES. THE OWNER OR THEIR REPRESENTATIVE WILL NOT BE RESPONSIBLE FOR LOST, DAMAGED, OR STOLEN ITEMS.

E. KEEP THE WORK AREA IN A CLEAN AND SAFE CONDITION, PROVIDING TEMPORARY PROTECTION, PROTECTING BUILDING MATERIALS SCHEDULED TO REMAIN, AND TO PREVENT UNAUTHORIZED ACCESS DURING THE DURATION OF THE PROJECT. REPAIR OF DAMAGE CAUSED AS A RESULT OF INADEQUATE TEMPORARY PROTECTION OR CONTRACTOR ACTIVITIES WILL BE THE RESPONSIBILITY OF THE CONTRACTOR.

F. COORDINATE ALL WORK ACTIVITIES WITH THE OWNER/OWNER'S REPRESENTATIVE TO ENSURE ONSITE ACTIVITIES ARE ACCEPTABLE TO THE OWNER, AND THAT REMOVALS ARE SUFFICIENT TO ACCOMMODATE THE PROJECT ACTIVITIES.

G. REFER TO SPECIFICATION SECTIONS 028400 AND THE ENTIRETY CONTRACT DOCUMENTS FOR ADDITIONAL INFORMATION.

H. CONTRACTOR SHALL WEAR ALL PERSONAL PROTECTIVE EQUIPMENT (PPE) AS REQUIRED BY OSHA. A COPY OF THE NEGATIVE EXPOSURE ASSESSMENT SHALL BE MAINTAINED ON SITE IF DIFFERENT PPE IS UTILIZED THAN WHAT IS REQUIRED BY OSHA.

I. THE LOCATION OF ANY SITE STORAGE OF MATERIAL, EQUIPMENT AND WASTE TRAILER/DUMPSTER SHALL BE COORDINATED WITH AND APPROVED BY THE OWNER OR THE OWNER'S REPRESENTATIVE PRIOR TO MOBILIZATION.

LEAD AWARENESS NOTES

1. COMPLY WITH OSHA 29 CFR 1926.62: LEAD EXPOSURE IN CONSTRUCTION; INTERIM FINAL RULE FOR ALL ACTIVITIES DURING WHICH AN EMPLOYEE MAY BE OCCUPATIONALLY EXPOSED TO LEAD.

PCB GENERAL NOTES

1. PCB-CONTAINING CAULK REMOVAL ASSOCIATED WITH FAÇADE PANELS AND WINDOW SYSTEMS SHALL BE DONE USING MANUAL METHODS ONLY. THE CEILING DECK AND STRUCTURAL STEEL BEAMS ARE COVERED WITH A FRIABLE SPRAYED-ON ACOUSTICAL/FIREPROOFING (SOF) FINISH. THIS MATERIAL IS EXTREMELY VULNERABLE TO DELAMINATION FROM THE EFFECTS OF VIBRATION.
2. CONTRACTOR SHALL PROPERLY REMOVE AND DISPOSE OF ALL PCB CONTAINING SEALANTS AS INDICATED AS PCB BULK PRODUCT WASTE. REMOVAL AND DISPOSAL SHALL OCCUR IN ACCORDANCE WITH ALL FEDERAL AND STATE REGULATIONS. MATERIALS MUST BE TRANSPORTED TO A FACILITY THAT ACCEPTS TSCA PCB WASTE.
3. NEW YORK STATE REGULATES PCB BULK PRODUCT WASTE AS A RCRA HAZARDOUS WASTE AND ALL HAZARDOUS WASTE REGULATIONS APPLY. PROOF OF PROPER DISPOSAL MUST BE PROVIDED TO THE OWNER.
4. NO SOLVENTS OR GRINDING EQUIPMENT SHALL BE UTILIZED TO REMOVE CAULK FROM BUILDING CONCRETE/MASONRY.
5. ALL LOOSE OR DISLODGED MASONRY/MORTAR WITHIN 2 INCHES OF PCB CAULK REMOVAL LOCATIONS SHALL BE REMOVED DURING PCB CAULK REMOVAL. REMOVED MASONRY/MORTAR SHALL BE DISPOSED OF AS PCB BULK PRODUCT WASTE.
6. CONTRACTOR SHALL REFER TO SPECIFICATION SECTION 028400 FOR DETAILED HANDLING AND DISPOSAL PROCEDURES.
7. ALL REMOVAL AREAS SHALL BE VISUALLY CLEARED BY THE PROJECT MONITOR/ CONSULTANT PRIOR TO ACCESS BY OTHER TRADES.
8. ALL BUILDING COMPONENTS IN CONTACT WITH PCB SEALANTS SHALL BE HANDLED AND DISPOSED OF AS PCB BULK PRODUCT WASTE.

ASBESTOS AWARENESS NOTE

1. WATTS A&E HAS PERFORMED A PRE-RENOVATION SURVEY FOR ASBESTOS. A COPY OF THE REPORT IS INCLUDED IN THE CONTRACT DOCUMENTS. ADDITIONAL COPIES CAN BE OBTAINED FROM THE DASNY PROJECT MANAGER.
2. ASPHALTIC FLASHING / TAR COATED COPPER THROUGH WALL FLASHING BEHIND FAÇADE PANELS IS ASBESTOS-CONTAINING. ANY DISTURBANCE TO THESE MATERIALS MUST BE PERFORMED BY A LICENSED ASBESTOS ABATEMENT CONTRACTOR.

ASBESTOS ABATEMENT NOTES

AA-1 NOT USED.

AA-2 PROPERLY REMOVE AND DISPOSE OF ASPHALTIC FLASHING AND/OR TAR COATED COPPER THROUGH WALL FLASHING AS NECESSARY TO FACILITATE WORK. FLASHING IS LOCATED BEHIND FAÇADE PANELS AND ASSOCIATED MORTAR.

PCB ABATEMENT NOTES

P-1 PROPERLY REMOVE AND DISPOSE OF ALL PCB-CONTAINING SEALANTS AND BACKER RODS FROM ALL FAÇADE PANEL SEAMS. FAÇADE PANEL SEAM SEALANT ACROSS THE ENTIRE BUILDING IS PCB-CONTAINING. SCRAPE ALL LOOSE MORTAR/DEBRIS FROM SEAMS. DISPOSE OF ALL SEALANT AND ASSOCIATED DEBRIS AS PCB BULK PRODUCT WASTE.

P-2 PROPERLY REMOVE AND DISPOSE OF ALL PCB-CONTAINING SEALANTS AND BACKER RODS ASSOCIATED WITH WINDOW SYSTEMS AND VERTICAL WINDOW FRAME MULLIONS. WINDOW SEALANTS ACROSS THE ENTIRE BUILDING ARE PCB-CONTAINING. SCRAPE ALL LOOSE MORTAR/DEBRIS FROM THE OPENINGS. DISPOSE OF ALL SEALANTS AND ASSOCIATED DEBRIS AS PCB BULK PRODUCT WASTE.

P-3 NOT USED.

KEY PLAN

NTS

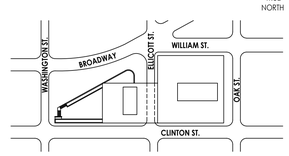

CPL | Architecture Engineering Planning
726 Exchange St Suite 920
Buffalo, NY 14210
CPLteam.com

NY ENGINEERING FIRM CERTIFICATE #0021419

PROJECT INFORMATION

Project Number
R25.17654.01

Client Name
ERIE COUNTY DEPARTMENT OF PUBLIC WORKS

Project Name
2025-2028 BECPL CAPITAL PROJECTS - EXTERIOR MARBLE RESTORATION

Project Address
1 LAFAYETTE SQUARE, BUFFALO, NY, 14203

Watts Architects &Engineers
99 Perry Street, Suite 300
Buffalo, NY 14203

PROJECT ISSUE & REVISION SCHEDULE

#	Date	Description

STATE OF NEW YORK · KEVIN P. JANIS · LICENSED PROFESSIONAL ENGINEER · 092957

PROFESSIONAL STAMPS

NEW YORK STATE EDUCATION STATEMENT

IT IS A VIOLATION OF THE NEW YORK STATE EDUCATION LAW AND THE COMMISSIONER'S REGULATIONS FOR ANY PERSON, UNLESS ACTING UNDER THE DIRECTION OF A LICENSED ARCHITECT, ENGINEER OR LAND SURVEYOR, TO ALTER AN ITEM IN ANY WAY. IF AN ITEM BEARING THE SEAL OF AN ARCHITECT, ENGINEER OR SURVEYOR IS ALTERED, THE ALTERING ARCHITECT, ENGINEER OR SURVEYOR SHALL AFFIX TO THE ITEM HIS SEAL AND THE NOTATION "ALTERED" AND THE DATE OF SUCH ALTERATION, AND A SPECIFIC DESCRIPTION OF THE ALTERATION.

SHEET INFORMATION

Issued	Scale
10/02/2026	As indicated
Project Status	
BID DOCUMENTS	
Drawn By	Checked By
NAK	TG

Drawing Title
EAST ELEVATION HAZARDOUS MATERIALS REMOVAL PLAN - ALTERNATE #1

Drawing Number
HM-303

7/28/2026 10:47:14 AM PROJECT FILES ON ACC K:\2025\2206303\ BECPL Hazardous Text\18. CADD\Arch\2206303_HM.dwg Sep 30, 2026, 1:08pm

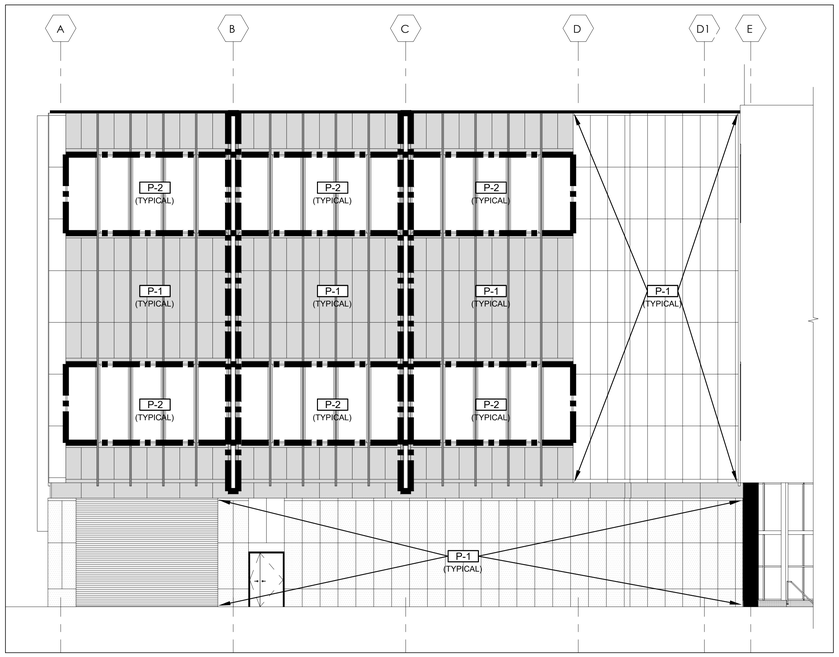

1 HM-304 **WEST ELEVATION EAST BUILDING HAZARDOUS MATERIALS REMOVAL PLAN - ALTERNATE #2**

1/8" = 1'-0"

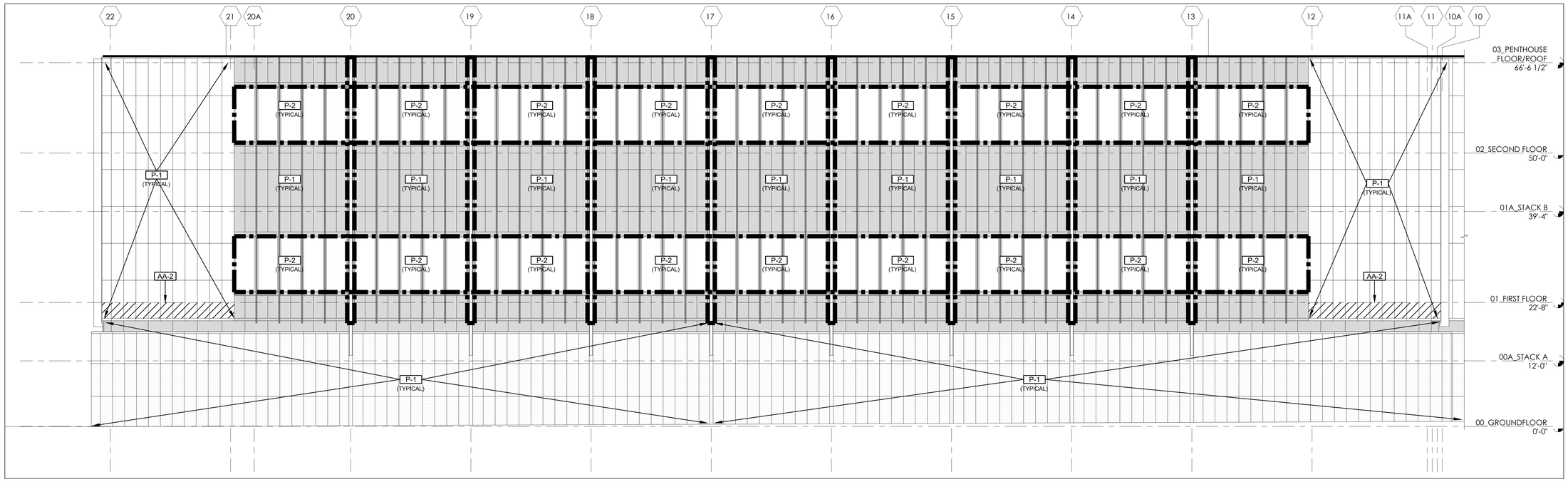

2 HM-304 **NORTH ELEVATION EAST BUILDING HAZARDOUS MATERIALS REMOVAL PLAN - ALTERNATE #2**

1/8" = 1'-0"

PCB GENERAL NOTES

1. PCB-CONTAINING CAULK REMOVAL ASSOCIATED WITH FAÇADE PANELS AND WINDOW SYSTEMS SHALL BE DONE USING MANUAL METHODS ONLY. THE CEILING DECK AND STRUCTURAL STEEL BEAMS ARE COVERED WITH A FRIABLE SPRAYED-ON ACOUSTICAL/FIREPROOFING (SOF) FINISH. THIS MATERIAL IS EXTREMELY VULNERABLE TO DELAMINATION FROM THE EFFECTS OF VIBRATION.
2. CONTRACTOR SHALL PROPERLY REMOVE AND DISPOSE OF ALL PCB CONTAINING SEALANTS AS INDICATED AS PCB BULK PRODUCT WASTE. REMOVAL AND DISPOSAL SHALL OCCUR IN ACCORDANCE WITH ALL FEDERAL AND STATE REGULATIONS. MATERIALS MUST BE TRANSPORTED TO A FACILITY THAT ACCEPTS TSCA PCB WASTE.
3. NEW YORK STATE REGULATES PCB BULK PRODUCT WASTE AS A RCRA HAZARDOUS WASTE AND ALL HAZARDOUS WASTE REGULATIONS APPLY. PROOF OF PROPER DISPOSAL MUST BE PROVIDED TO THE OWNER.
4. NO SOLVENTS OR GRINDING EQUIPMENT SHALL BE UTILIZED TO REMOVE CAULK FROM BUILDING CONCRETE/MASONRY.
5. ALL LOOSE OR DISLODGED MASONRY/MORTAR WITHIN 2 INCHES OF PCB CAULK REMOVAL LOCATIONS SHALL BE REMOVED DURING PCB CAULK REMOVAL. REMOVED MASONRY/MORTAR SHALL BE DISPOSED OF AS PCB BULK PRODUCT WASTE.
6. CONTRACTOR SHALL REFER TO SPECIFICATION SECTION 028400 FOR DETAILED HANDLING AND DISPOSAL PROCEDURES.
7. ALL REMOVAL AREAS SHALL BE VISUALLY CLEARED BY THE PROJECT MONITOR/ CONSULTANT PRIOR TO ACCESS BY OTHER TRADES.
8. ALL BUILDING COMPONENTS IN CONTACT WITH PCB SEALANTS SHALL BE HANDLED AND DISPOSED OF AS PCB BULK PRODUCT WASTE.

GENERAL NOTES

A. PCB-CONTAINING CAULK REMOVAL ASSOCIATED WITH FAÇADE PANELS AND WINDOW SYSTEMS SHALL BE DONE USING MANUAL METHODS ONLY. THE CEILING DECK AND STRUCTURAL STEEL BEAMS ARE COVERED WITH A FRIABLE SPRAYED-ON ACOUSTICAL/FIREPROOFING (SOF) FINISH. THIS MATERIAL IS EXTREMELY VULNERABLE TO DELAMINATION FROM THE EFFECTS OF VIBRATION.

B. PERFORM ALL WORK IN STRICT ACCORDANCE WITH ALL APPLICABLE LOCAL, STATE, AND FEDERAL RULES, REGULATIONS, GUIDELINES, AND THE CONTRACT DOCUMENTS.

C. ALL MATERIAL MEASUREMENTS AND/OR QUANTITIES AND LOCATIONS ARE APPROXIMATE AND FOR GENERAL ORIENTATION ONLY.

D. SECURE ALL TOOLS, EQUIPMENT, AND SUPPLIES. THE OWNER OR THEIR REPRESENTATIVE WILL NOT BE RESPONSIBLE FOR LOST, DAMAGED, OR STOLEN ITEMS.

E. KEEP THE WORK AREA IN A CLEAN AND SAFE CONDITION, PROVIDING TEMPORARY PROTECTION, PROTECTING BUILDING MATERIALS SCHEDULED TO REMAIN, AND TO PREVENT UNAUTHORIZED ACCESS DURING THE DURATION OF THE PROJECT. REPAIR OF DAMAGE CAUSED AS A RESULT OF INADEQUATE TEMPORARY PROTECTION OR CONTRACTOR ACTIVITIES WILL BE THE RESPONSIBILITY OF THE CONTRACTOR.

F. COORDINATE ALL WORK ACTIVITIES WITH THE OWNER/OWNER'S REPRESENTATIVE TO ENSURE ONSITE ACTIVITIES ARE ACCEPTABLE TO THE OWNER, AND THAT REMOVALS ARE SUFFICIENT TO ACCOMMODATE THE PROJECT ACTIVITIES.

G. REFER TO SPECIFICATION SECTIONS 028400 AND THE ENTIRETY CONTRACT DOCUMENTS FOR ADDITIONAL INFORMATION.

H. CONTRACTOR SHALL WEAR ALL PERSONAL PROTECTIVE EQUIPMENT (PPE) AS REQUIRED BY OSHA. A COPY OF THE NEGATIVE EXPOSURE ASSESSMENT SHALL BE MAINTAINED ON SITE IF DIFFERENT PPE IS UTILIZED THAN WHAT IS REQUIRED BY OSHA.

I. THE LOCATION OF ANY SITE STORAGE OF MATERIAL, EQUIPMENT AND WASTE TRAILER/DUMPSTER SHALL BE COORDINATED WITH AND APPROVED BY THE OWNER OR THE OWNER'S REPRESENTATIVE PRIOR TO MOBILIZATION.

LEAD AWARENESS NOTES

1. COMPLY WITH OSHA 29 CFR 1926.62: LEAD EXPOSURE IN CONSTRUCTION; INTERIM FINAL RULE FOR ALL ACTIVITIES DURING WHICH AN EMPLOYEE MAY BE OCCUPATIONALLY EXPOSED TO LEAD.

ASBESTOS AWARENESS NOTE

1. WATTS A&E HAS PERFORMED A PRE-RENOVATION SURVEY FOR ASBESTOS. A COPY OF THE REPORT IS INCLUDED IN THE CONTRACT DOCUMENTS. ADDITIONAL COPIES CAN BE OBTAINED FROM THE DASNY PROJECT MANAGER.
2. ASPHALTIC FLASHING / TAR COATED COPPER THROUGH WALL FLASHING BEHIND FAÇADE PANELS IS ASBESTOS-CONTAINING. ANY DISTURBANCE TO THESE MATERIALS MUST BE PERFORMED BY A LICENSED ASBESTOS ABATEMENT CONTRACTOR.

ASBESTOS ABATEMENT NOTES

AA-1 NOT USED.

AA-2 PROPERLY REMOVE AND DISPOSE OF ASPHALTIC FLASHING AND/OR TAR COATED COPPER THROUGH WALL FLASHING AS NECESSARY TO FACILITATE WORK. FLASHING IS LOCATED BEHIND FAÇADE PANELS AND ASSOCIATED MORTAR.

PCB ABATEMENT NOTES

P-1 PROPERLY REMOVE AND DISPOSE OF ALL PCB-CONTAINING SEALANTS AND BACKER RODS FROM ALL FAÇADE PANEL SEAMS. FAÇADE PANEL SEAM SEALANT ACROSS THE ENTIRE BUILDING IS PCB-CONTAINING. SCRAPE ALL LOOSE MORTAR/DEBRIS FROM SEAMS. DISPOSE OF ALL SEALANT AND ASSOCIATED DEBRIS AS PCB BULK PRODUCT WASTE.

P-2 PROPERLY REMOVE AND DISPOSE OF ALL PCB-CONTAINING SEALANTS AND BACKER RODS ASSOCIATED WITH WINDOW SYSTEMS AND VERTICAL WINDOW FRAME MULLIONS. WINDOW SEALANTS ACROSS THE ENTIRE BUILDING ARE PCB-CONTAINING. SCRAPE ALL LOOSE MORTAR/DEBRIS FROM THE OPENINGS. DISPOSE OF ALL SEALANTS AND ASSOCIATED DEBRIS AS PCB BULK PRODUCT WASTE.

P-3 NOT USED.

KEY PLAN

NTS

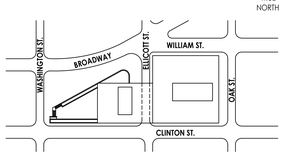

CPL | Architecture Engineering Planning
726 Exchange St Suite 920
Buffalo, NY 14210
CPLteam.com

NY ENGINEERING FIRM CERTIFICATE #0021419

PROJECT INFORMATION

Project Number
R25.17654.01

Client Name
ERIE COUNTY DEPARTMENT OF PUBLIC WORKS

Project Name
2025-2028 BECPL CAPITAL PROJECTS - EXTERIOR MARBLE RESTORATION

Project Address
1 LAFAYETTE SQUARE, BUFFALO, NY, 14203

Watts Architects &Engineers
90 Pery Street, Suite 300
Buffalo, NY 14203

PROJECT ISSUE & REVISION SCHEDULE

#	Date	Description

PROFESSIONAL STAMPS

STATE OF NEW YORK · KEVIN P. JANIK · 082957 · LICENSED PROFESSIONAL ENGINEER

NEW YORK STATE EDUCATION STATEMENT
IT IS A VIOLATION OF THE NEW YORK STATE EDUCATION LAW AND THE COMMISSIONER'S REGULATIONS FOR ANY PERSON, UNLESS ACTING UNDER THE DIRECTION OF A LICENSED ARCHITECT, ENGINEER OR LAND SURVEYOR, TO ALTER AN ITEM IN ANY WAY. IF AN ITEM BEARING THE SEAL OF AN ARCHITECT, ENGINEER OR SURVEYOR IS ALTERED, THE ALTERING PARTY SHALL AFFIX TO THE ITEM THEIR SEAL AND THE NOTATION "ALTERED BY" FOLLOWED BY THEIR SIGNATURE AND THE DATE OF SUCH ALTERATION, AND A SPECIFIC DESCRIPTION OF THE ALTERATION.

SHEET INFORMATION

Issued	Scale
10/02/2026	As indicated
Project Status	
BID DOCUMENTS	
Drawn By	Checked By
NAK	TG

Drawing Title
EAST BUILDING NORTH AND WEST ELEVATION HAZARDOUS MATERIALS REMOVAL PLAN - ALTERNATE #2

Drawing Number
HM-304

7/28/2026, 10:47:14 AM PROJECT FILES ON ACC ek:2026\25654701 BECPL Hazardous Text\1B_CAD\Arch\25654701_HM.rvt Sep 26, 2025, 1:06pm

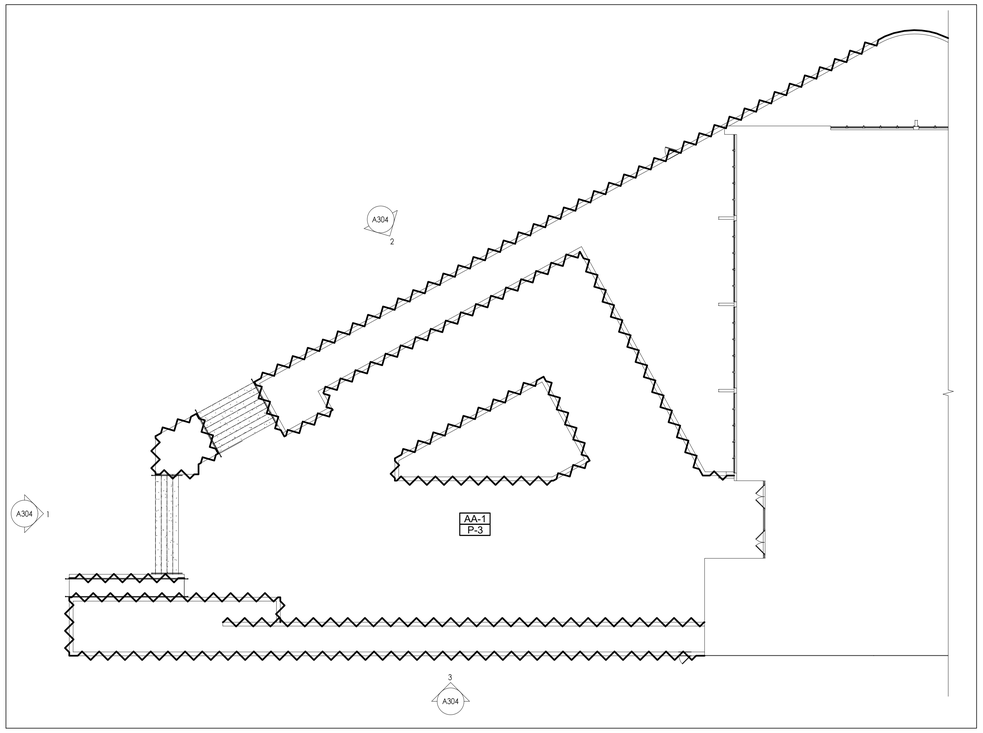

1 HM-305 **PLANTER HAZARDOUS MATERIALS REMOVAL PLAN - ALTERNATE #3**

1/8" = 1'-0"

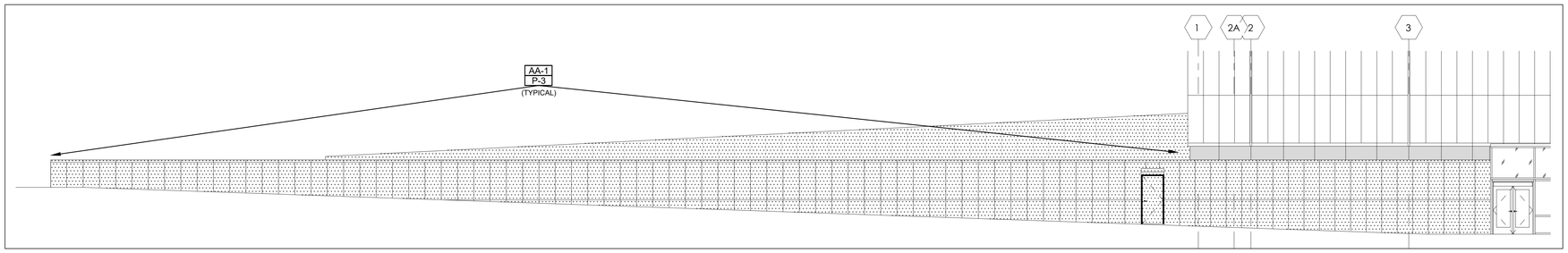

2 HM-305 **SOUTH PLANTER ELEVATION HAZARDOUS MATERIALS REMOVAL PLAN - ALTERNATE #3**

1/8" = 1'-0"

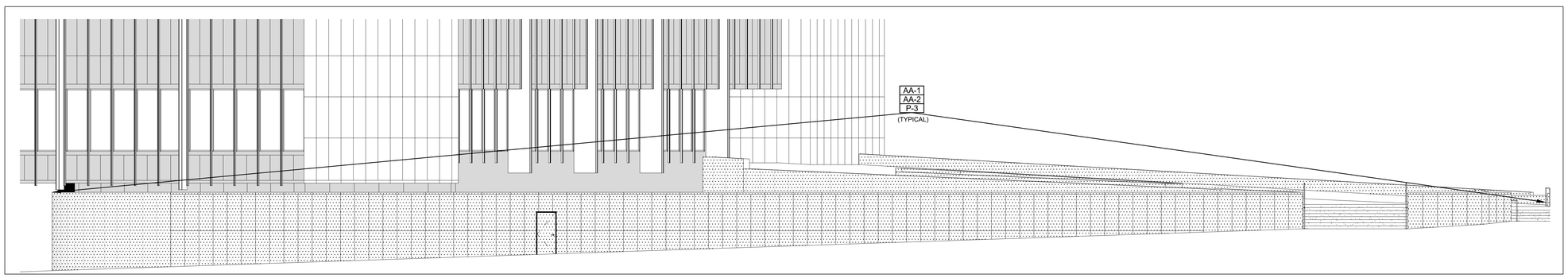

3 HM-305 **NORTH PLANTER ELEVATION HAZARDOUS MATERIALS REMOVAL PLAN - ALTERNATE #3**

1/8" = 1'-0"

ASBESTOS AWARENESS NOTE

1. WATTS A&E HAS PERFORMED A PRE-RENOVATION SURVEY FOR ASBESTOS. A COPY OF THE REPORT IS INCLUDED IN THE CONTRACT DOCUMENTS. ADDITIONAL COPIES CAN BE OBTAINED FROM THE DASNY PROJECT MANAGER.
2. ASPHALTIC FLASHING / TAR COATED COPPER THROUGH WALL FLASHING BEHIND FAÇADE PANELS IS ASBESTOS-CONTAINING. ANY DISTURBANCE TO THESE MATERIALS MUST BE PERFORMED BY A LICENSED ASBESTOS ABATEMENT CONTRACTOR.

ASBESTOS ABATEMENT NOTES

AA-1 PROPERLY REMOVE AND DISPOSE OF ALL ASBESTOS-CONTAINING SEALANTS AND BACKER RODS ASSOCIATED WITH THE PLANTERS. THE SEALANT IS PRESENT ON BOTH VERTICAL AND HORIZONTAL SEAMS. SCRAPE ALL SEALANT FROM THE PLANTER SEAMS. DISPOSE OF ALL SEALANT AND ASSOCIATED DEBRIS AS COMBINED ASBESTOS AND PCB BULK PRODUCT WASTE.

AA-2 PROPERLY REMOVE AND DISPOSE OF ASPHALTIC FLASHING AND/OR TAR COATED COPPER THROUGH WALL FLASHING AS NECESSARY TO FACILITATE WORK. FLASHING IS LOCATED BEHIND FAÇADE PANELS AND ASSOCIATED MORTAR.

PCB ABATEMENT NOTES

P-1 PROPERLY REMOVE AND DISPOSE OF ALL PCB-CONTAINING SEALANTS AND BACKER RODS FROM ALL FAÇADE PANEL SEAMS. FAÇADE PANEL SEAM SEALANT ACROSS THE ENTIRE BUILDING IS PCB-CONTAINING. SCRAPE ALL LOOSE MORTAR/DEBRIS FROM SEAMS. DISPOSE OF ALL SEALANT AND ASSOCIATED DEBRIS AS PCB BULK PRODUCT WASTE.

P-2 PROPERLY REMOVE AND DISPOSE OF ALL PCB-CONTAINING SEALANTS AND BACKER RODS ASSOCIATED WITH WINDOW SYSTEMS AND VERTICAL WINDOW FRAME MULLIONS. WINDOW SEALANTS ACROSS THE ENTIRE BUILDING ARE PCB-CONTAINING. SCRAPE ALL LOOSE MORTAR/DEBRIS FROM THE OPENINGS. DISPOSE OF ALL SEALANTS AND ASSOCIATED DEBRIS AS PCB BULK PRODUCT WASTE.

P-3 PROPERLY REMOVE AND DISPOSE OF ALL PCB-CONTAINING SEALANTS AND BACKER RODS ASSOCIATED WITH THE PLANTERS. THE CAULK IS PRESENT ON BOTH VERTICAL AND HORIZONTAL SEAMS. SCRAPE ALL SEALANT FROM THE PLANTER SEAMS. DISPOSE OF ALL SEALANT AND ASSOCIATED DEBRIS AS COMBINED ASBESTOS AND PCB BULK PRODUCT WASTE.

GENERAL NOTES

A. PCB-CONTAINING CAULK REMOVAL ASSOCIATED WITH FAÇADE PANELS AND WINDOW SYSTEMS SHALL BE DONE USING MANUAL METHODS ONLY. THE CEILING DECK AND STRUCTURAL STEEL BEAMS ARE COVERED WITH A FRIABLE SPRAYED-ON ACOUSTICAL/FIREPROOFING (SOF) FINISH. THIS MATERIAL IS EXTREMELY VULNERABLE TO DELAMINATION FROM THE EFFECTS OF VIBRATION.

B. PERFORM ALL WORK IN STRICT ACCORDANCE WITH ALL APPLICABLE LOCAL, STATE, AND FEDERAL RULES, REGULATIONS, GUIDELINES, AND THE CONTRACT DOCUMENTS.

C. ALL MATERIAL MEASUREMENTS AND/OR QUANTITIES AND LOCATIONS ARE APPROXIMATE AND FOR GENERAL ORIENTATION ONLY.

D. SECURE ALL TOOLS, EQUIPMENT, AND SUPPLIES. THE OWNER OR THEIR REPRESENTATIVE WILL NOT BE RESPONSIBLE FOR LOST, DAMAGED, OR STOLEN ITEMS.

E. KEEP THE WORK AREA IN A CLEAN AND SAFE CONDITION, PROVIDING TEMPORARY PROTECTION, PROTECTING BUILDING MATERIALS SCHEDULED TO REMAIN, AND TO PREVENT UNAUTHORIZED ACCESS DURING THE DURATION OF THE PROJECT. REPAIR OF DAMAGE CAUSED AS A RESULT OF INADEQUATE TEMPORARY PROTECTION OR CONTRACTOR ACTIVITIES WILL BE THE RESPONSIBILITY OF THE CONTRACTOR.

F. COORDINATE ALL WORK ACTIVITIES WITH THE OWNER/OWNER'S REPRESENTATIVE TO ENSURE ONSITE ACTIVITIES ARE ACCEPTABLE TO THE OWNER, AND THAT REMOVALS ARE SUFFICIENT TO ACCOMMODATE THE PROJECT ACTIVITIES.

G. REFER TO SPECIFICATION SECTIONS 028400 AND THE ENTIRETY CONTRACT DOCUMENTS FOR ADDITIONAL INFORMATION.

H. CONTRACTOR SHALL WEAR ALL PERSONAL PROTECTIVE EQUIPMENT (PPE) AS REQUIRED BY OSHA. A COPY OF THE NEGATIVE EXPOSURE ASSESSMENT SHALL BE MAINTAINED ON SITE IF DIFFERENT PPE IS UTILIZED THAN WHAT IS REQUIRED BY OSHA.

I. THE LOCATION OF ANY SITE STORAGE OF MATERIAL, EQUIPMENT AND WASTE TRAILER/DUMPSTER SHALL BE COORDINATED WITH AND APPROVED BY THE OWNER OR THE OWNER'S REPRESENTATIVE PRIOR TO MOBILIZATION.

LEAD AWARENESS NOTES

1. COMPLY WITH OSHA 29 CFR 1926.62: LEAD EXPOSURE IN CONSTRUCTION; INTERIM FINAL RULE FOR ALL ACTIVITIES DURING WHICH AN EMPLOYEE MAY BE OCCUPATIONALLY EXPOSED TO LEAD.

PCB GENERAL NOTES

1. PCB-CONTAINING CAULK REMOVAL ASSOCIATED WITH FAÇADE PANELS AND WINDOW SYSTEMS SHALL BE DONE USING MANUAL METHODS ONLY. THE CEILING DECK AND STRUCTURAL STEEL BEAMS ARE COVERED WITH A FRIABLE SPRAYED-ON ACOUSTICAL/FIREPROOFING (SOF) FINISH. THIS MATERIAL IS EXTREMELY VULNERABLE TO DELAMINATION FROM THE EFFECTS OF VIBRATION.
2. CONTRACTOR SHALL PROPERLY REMOVE AND DISPOSE OF ALL PCB CONTAINING SEALANTS AS INDICATED AS PCB BULK PRODUCT WASTE. REMOVAL AND DISPOSAL SHALL OCCUR IN ACCORDANCE WITH ALL FEDERAL AND STATE REGULATIONS. MATERIALS MUST BE TRANSPORTED TO A FACILITY THAT ACCEPTS TSCA PCB WASTE.
3. NEW YORK STATE REGULATES PCB BULK PRODUCT WASTE AS A RCRA HAZARDOUS WASTE AND ALL HAZARDOUS WASTE REGULATIONS APPLY. PROOF OF PROPER DISPOSAL MUST BE PROVIDED TO THE OWNER.
4. NO SOLVENTS OR GRINDING EQUIPMENT SHALL BE UTILIZED TO REMOVE CAULK FROM BUILDING CONCRETE/MASONRY.
5. ALL LOOSE OR DISLODGED MASONRY/MORTAR WITHIN 2 INCHES OF PCB CAULK REMOVAL LOCATIONS SHALL BE REMOVED DURING PCB CAULK REMOVAL. REMOVED MASONRY/MORTAR SHALL BE DISPOSED OF AS PCB BULK PRODUCT WASTE.
6. CONTRACTOR SHALL REFER TO SPECIFICATION SECTION 028400 FOR DETAILED HANDLING AND DISPOSAL PROCEDURES.
7. ALL REMOVAL AREAS SHALL BE VISUALLY CLEARED BY THE PROJECT MONITOR/ CONSULTANT PRIOR TO ACCESS BY OTHER TRADES.
8. ALL BUILDING COMPONENTS IN CONTACT WITH PCB SEALANTS SHALL BE HANDLED AND DISPOSED OF AS PCB BULK PRODUCT WASTE.

KEY PLAN

NTS

CPL | Architecture Engineering Planning
726 Exchange St Suite 920
Buffalo, NY 14210
CPLteam.com

NY ENGINEERING FIRM CERTIFICATE #0021419

PROJECT INFORMATION

Project Number
R25.17654.01

Client Name
ERIE COUNTY DEPARTMENT OF PUBLIC WORKS

Project Name
2025-2028 BECPL CAPITAL PROJECTS - EXTERIOR MARBLE RESTORATION

Project Address
1 LAFAYETTE SQUARE, BUFFALO, NY, 14203

Watts Architects &Engineers
99 Perry Street, Suite 300
Buffalo, NY 14203

PROJECT ISSUE & REVISION SCHEDULE

#	Date	Description

PROFESSIONAL STAMPS

STATE OF NEW YORK · KEVIN P. JANIK · 082957 · LICENSED PROFESSIONAL ENGINEER

NEW YORK STATE EDUCATION STATEMENT

IT IS A VIOLATION OF THE NEW YORK STATE EDUCATION LAW AND THE COMMISSIONER'S REGULATION FOR ANY PERSON, UNLESS ACTING UNDER THE DIRECTION OF A LICENSED ARCHITECT, ENGINEER OR LAND SURVEYOR TO ALTER AN ITEM IN ANY WAY. IF AN ITEM BEARING THE SEAL OF AN ARCHITECT, ENGINEER OR LAND SURVEYOR IS ALTERED, THE ALTERING PARTY SHALL AFFIX TO THE ITEM THEIR SEAL AND THE NOTATION "ALTERED BY" FOLLOWED BY THEIR SIGNATURE AND THE DATE OF SUCH ALTERATION, AND A SPECIFIC DESCRIPTION OF THE ALTERATION.

SHEET INFORMATION

Issued	Scale
10/02/2026	As indicated
Project Status	
BID DOCUMENTS	
Drawn By	Checked By
NAK	TG

Drawing Title
PLANTER AND PLANTER ELEVATION HAZARDOUS MATERIALS REMOVAL PLAN - ALTERNATE #3

Drawing Number
-
HM-305

7/28/2026 10:47:14 AM PROJECT FILES ON ACC #:\2025\2025037S BECPL Hazardous Text\18. CADD\Arch\2025037S_HM.dwg Sep 22, 2026, 1:06pm

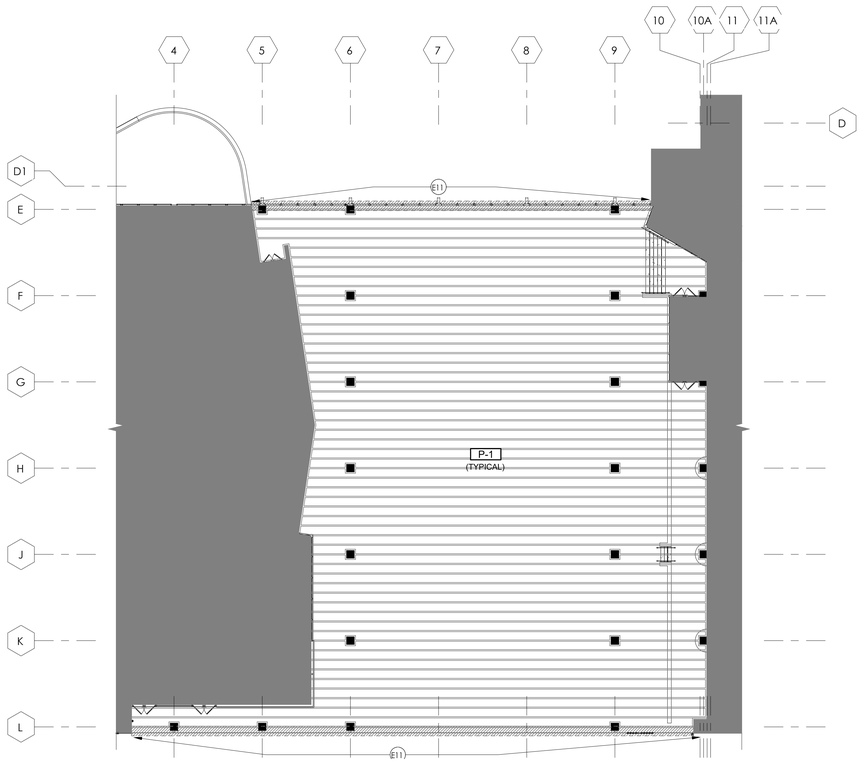

1 HM-306 **UNDERPASS HAZARDOUS MATERIALS REMOVAL PLAN - ALTERNATE #4**
1/8" = 1'-0"

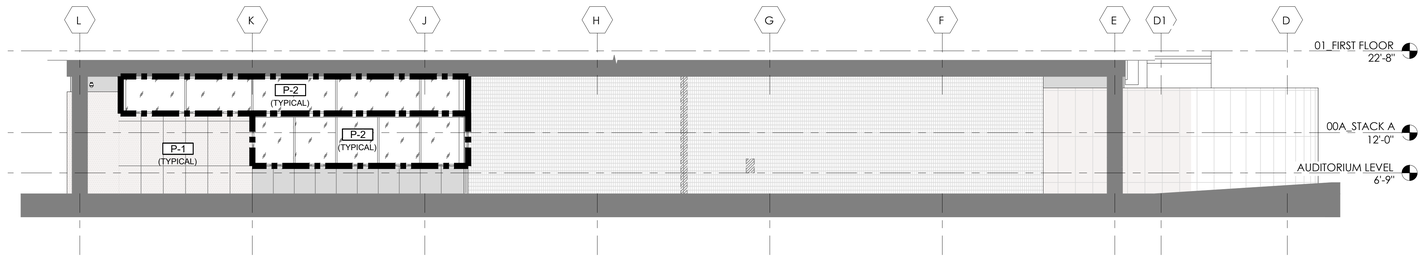

2 HM-306 **EAST UNDERPASS ELEVATION HAZARDOUS MATERIALS REMOVAL PLAN - ALTERNATE #4**
1/8" = 1'-0"

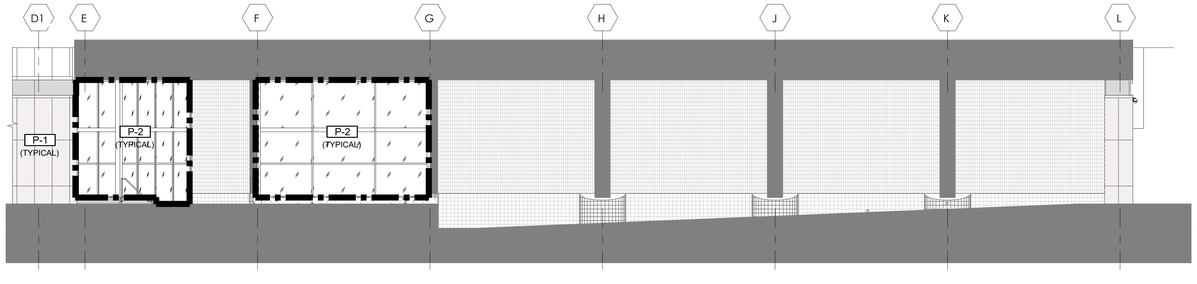

3 HM-306 **WEST UNDERPASS ELEVATION HAZARDOUS MATERIALS REMOVAL PLAN - ALTERNATE #4**
1/8" = 1'-0"

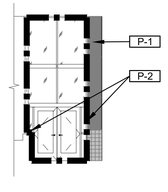

4 HM-306 **UNDERPASS SOUTH DOOR HAZARDOUS MATERIALS REMOVAL PLAN**
1/8" = 1'-0"

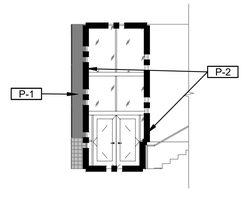

5 HM-306 **UNDERPASS NORTH DOOR HAZARDOUS MATERIALS REMOVAL PLAN**
1/8" = 1'-0"

ASBESTOS AWARENESS NOTE

1. WATTS A&E HAS PERFORMED A PRE-RENOVATION SURVEY FOR ASBESTOS. A COPY OF THE REPORT IS INCLUDED IN THE CONTRACT DOCUMENTS. ADDITIONAL COPIES CAN BE OBTAINED FROM THE DASNY PROJECT MANAGER.
2. ASPHALTIC FLASHING / TAR COATED COPPER THROUGH WALL FLASHING BEHIND FAÇADE PANELS IS ASBESTOS-CONTAINING. ANY DISTURBANCE TO THESE MATERIALS MUST BE PERFORMED BY A LICENSED ASBESTOS ABATEMENT CONTRACTOR.

ASBESTOS ABATEMENT NOTES

AA-1 NOT USED.

AA-2 NOT USED.

PCB ABATEMENT NOTES

P-1 PROPERLY REMOVE AND DISPOSE OF ALL PCB-CONTAINING SEALANTS AND BACKER RODS FROM ALL FAÇADE PANEL SEAMS. FAÇADE PANEL SEAM SEALANT ACROSS THE ENTIRE BUILDING IS PCB-CONTAINING. SCRAPE ALL LOOSE MORTAR/DEBRIS FROM SEAMS. DISPOSE OF ALL SEALANT AND ASSOCIATED DEBRIS AS PCB BULK PRODUCT WASTE.

P-2 PROPERLY REMOVE AND DISPOSE OF ALL PCB-CONTAINING SEALANTS AND BACKER RODS ASSOCIATED WITH WINDOW SYSTEMS AND VERTICAL WINDOW FRAME MULLIONS. WINDOW SEALANTS ACROSS THE ENTIRE BUILDING ARE PCB-CONTAINING. SCRAPE ALL LOOSE MORTAR/DEBRIS FROM THE OPENINGS. DISPOSE OF ALL SEALANTS AND ASSOCIATED DEBRIS AS PCB BULK PRODUCT WASTE.

P-3 NOT USED.

GENERAL NOTES

A. PCB-CONTAINING CAULK REMOVAL ASSOCIATED WITH FAÇADE PANELS AND WINDOW SYSTEMS SHALL BE DONE USING MANUAL METHODS ONLY. THE CEILING DECK AND STRUCTURAL STEEL BEAMS ARE COVERED WITH A FRIABLE SPRAYED-ON ACOUSTICAL/FIREPROOFING (SOF) FINISH. THIS MATERIAL IS EXTREMELY VULNERABLE TO DELAMINATION FROM THE EFFECTS OF VIBRATION.

B. PERFORM ALL WORK IN STRICT ACCORDANCE WITH ALL APPLICABLE LOCAL, STATE, AND FEDERAL RULES, REGULATIONS, GUIDELINES, AND THE CONTRACT DOCUMENTS.

C. ALL MATERIAL MEASUREMENTS AND/OR QUANTITIES AND LOCATIONS ARE APPROXIMATE AND FOR GENERAL ORIENTATION ONLY.

D. SECURE ALL TOOLS, EQUIPMENT, AND SUPPLIES. THE OWNER OR THEIR REPRESENTATIVE WILL NOT BE RESPONSIBLE FOR LOST, DAMAGED, OR STOLEN ITEMS.

E. KEEP THE WORK AREA IN A CLEAN AND SAFE CONDITION, PROVIDING TEMPORARY PROTECTION, PROTECTING BUILDING MATERIALS SCHEDULED TO REMAIN, AND TO PREVENT UNAUTHORIZED ACCESS DURING THE DURATION OF THE PROJECT. REPAIR OF DAMAGE CAUSED AS A RESULT OF INADEQUATE TEMPORARY PROTECTION OR CONTRACTOR ACTIVITIES WILL BE THE RESPONSIBILITY OF THE CONTRACTOR.

F. COORDINATE ALL WORK ACTIVITIES WITH THE OWNER/OWNER'S REPRESENTATIVE TO ENSURE ONSITE ACTIVITIES ARE ACCEPTABLE TO THE OWNER, AND THAT REMOVALS ARE SUFFICIENT TO ACCOMMODATE THE PROJECT ACTIVITIES.

G. REFER TO SPECIFICATION SECTIONS 028400 AND THE ENTIRETY CONTRACT DOCUMENTS FOR ADDITIONAL INFORMATION.

H. CONTRACTOR SHALL WEAR ALL PERSONAL PROTECTIVE EQUIPMENT (PPE) AS REQUIRED BY OSHA. A COPY OF THE NEGATIVE EXPOSURE ASSESSMENT SHALL BE MAINTAINED ON SITE IF DIFFERENT PPE IS UTILIZED THAN WHAT IS REQUIRED BY OSHA.

I. THE LOCATION OF ANY SITE STORAGE OF MATERIAL, EQUIPMENT AND WASTE TRAILER/DUMPSTER SHALL BE COORDINATED WITH AND APPROVED BY THE OWNER OR THE OWNER'S REPRESENTATIVE PRIOR TO MOBILIZATION.

LEAD AWARENESS NOTES

1. COMPLY WITH OSHA 29 CFR 1926.62: LEAD EXPOSURE IN CONSTRUCTION; INTERIM FINAL RULE FOR ALL ACTIVITIES DURING WHICH AN EMPLOYEE MAY BE OCCUPATIONALLY EXPOSED TO LEAD.

PCB GENERAL NOTES

1. PCB-CONTAINING CAULK REMOVAL ASSOCIATED WITH FAÇADE PANELS AND WINDOW SYSTEMS SHALL BE DONE USING MANUAL METHODS ONLY. THE CEILING DECK AND STRUCTURAL STEEL BEAMS ARE COVERED WITH A FRIABLE SPRAYED-ON ACOUSTICAL/FIREPROOFING (SOF) FINISH. THIS MATERIAL IS EXTREMELY VULNERABLE TO DELAMINATION FROM THE EFFECTS OF VIBRATION.
2. CONTRACTOR SHALL PROPERLY REMOVE AND DISPOSE OF ALL PCB CONTAINING SEALANTS AS INDICATED AS PCB BULK PRODUCT WASTE. REMOVAL AND DISPOSAL SHALL OCCUR IN ACCORDANCE WITH ALL FEDERAL AND STATE REGULATIONS. MATERIALS MUST BE TRANSPORTED TO A FACILITY THAT ACCEPTS TSCA PCB WASTE.
3. NEW YORK STATE REGULATES PCB BULK PRODUCT WASTE AS A RCRA HAZARDOUS WASTE AND ALL HAZARDOUS WASTE REGULATIONS APPLY. PROOF OF PROPER DISPOSAL MUST BE PROVIDED TO THE OWNER.
4. NO SOLVENTS OR GRINDING EQUIPMENT SHALL BE UTILIZED TO REMOVE CAULK FROM BUILDING CONCRETE/MASONRY.
5. ALL LOOSE OR DISLODGED MASONRY/MORTAR WITHIN 2 INCHES OF PCB CAULK REMOVAL LOCATIONS SHALL BE REMOVED DURING PCB CAULK REMOVAL. REMOVED MASONRY/MORTAR SHALL BE DISPOSED OF AS PCB BULK PRODUCT WASTE.
6. CONTRACTOR SHALL REFER TO SPECIFICATION SECTION 028400 FOR DETAILED HANDLING AND DISPOSAL PROCEDURES.
7. ALL REMOVAL AREAS SHALL BE VISUALLY CLEARED BY THE PROJECT MONITOR/ CONSULTANT PRIOR TO ACCESS BY OTHER TRADES.
8. ALL BUILDING COMPONENTS IN CONTACT WITH PCB SEALANTS SHALL BE HANDLED AND DISPOSED OF AS PCB BULK PRODUCT WASTE.

KEY PLAN
NTS

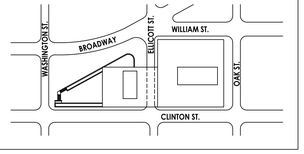

CPL | Architecture Engineering Planning
726 Exchange St Suite 920
Buffalo, NY 14210
CPLteam.com

NY ENGINEERING FIRM CERTIFICATE #0201419

PROJECT INFORMATION

Project Number
R25.17654.01

Client Name
ERIE COUNTY DEPARTMENT OF PUBLIC WORKS

Project Name
2025-2028 BECPL CAPITAL PROJECTS - EXTERIOR MARBLE RESTORATION

Project Address
1 LAFAYETTE SQUARE, BUFFALO, NY, 14203

Watts Architects &Engineers
99 Perry Street, Suite 300
Buffalo, NY 14203

PROJECT ISSUE & REVISION SCHEDULE

#	Date	Description

PROFESSIONAL STAMPS

STATE OF NEW YORK · KEVIN P. JANIS · LICENSED PROFESSIONAL ENGINEER · 082957

NEW YORK STATE EDUCATION STATEMENT
IT IS A VIOLATION OF THE NEW YORK STATE EDUCATION LAW AND THE COMMISSIONER'S REGULATIONS FOR ANY PERSON, UNLESS ACTING UNDER THE DIRECTION OF A LICENSED ARCHITECT, ENGINEER OR LAND SURVEYOR, TO ALTER ANY ITEM ON THIS DRAWING BEARING THE SEAL OF AN ARCHITECT, ENGINEER OR SURVEYOR IS ALTERED, THE ALTERING PARTY SHALL AFFIX TO THE ITEM THEIR SEAL AND THE NOTATION "ALTERED BY" FOLLOWED BY THEIR SIGNATURE AND THE DATE OF SUCH ALTERATION, AND A SPECIFIC DESCRIPTION OF THE ALTERATION.

SHEET INFORMATION

Issued	Scale
10/02/2026	As indicated
Project Status	
BID DOCUMENTS	
Drawn By	Checked By
NAK	TG

Drawing Title
ELLICOTT STREET UNDERPASS ELEVATION HAZARDOUS MATERIALS REMOVAL PLAN - ALTERNATE #4

Drawing Number
HM-306

7/28/2026 10:47:14 AM PROJECT FILES ON ACC N:\2026\J2026370_BECPL Masonry Repair\Arch\J2026370_HM.dwg Sep 30, 2026, 1:08pm

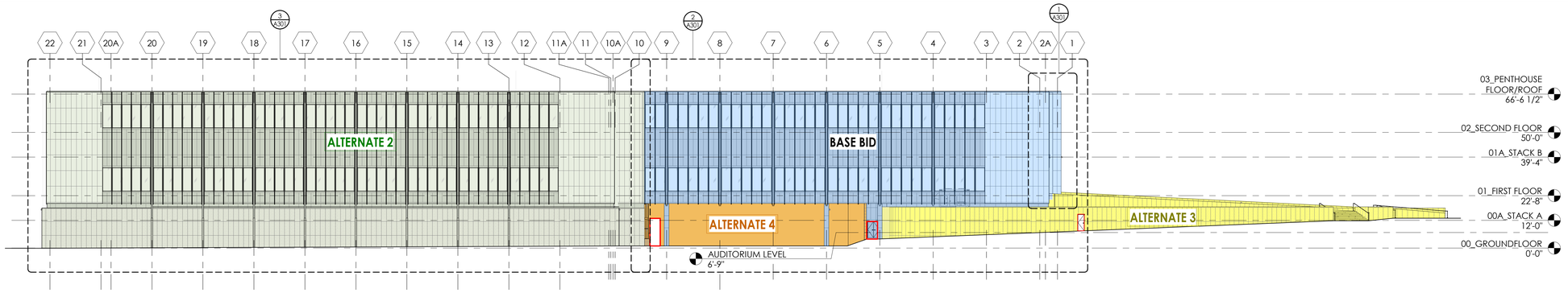

1 A300 **ELEVATON - NORTH**
3/64" = 1'-0"

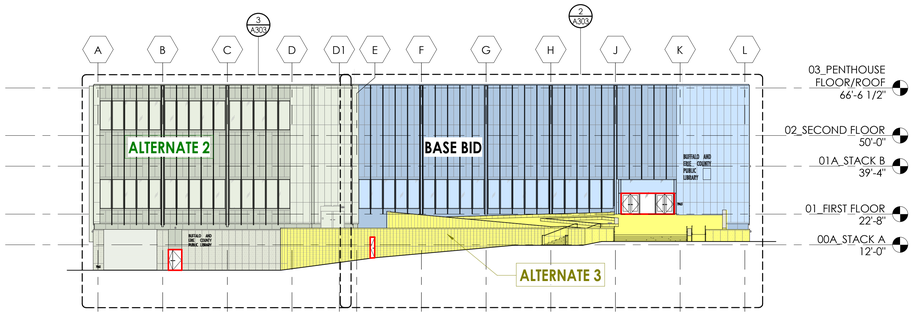

3 A300 **ELEVATION - WEST**
3/64" = 1'-0"

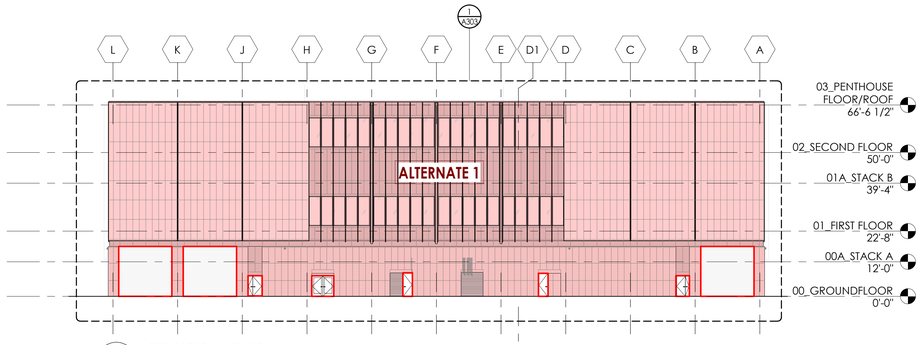

2 A300 **ELEVATION - EAST**
3/64" = 1'-0"

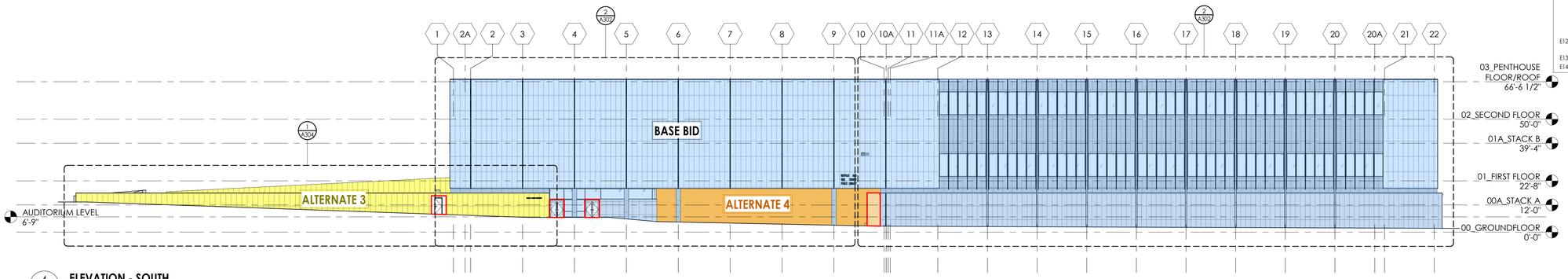

4 A300 **ELEVATION - SOUTH**
3/64" = 1'-0"

ELEVATION GENERAL NOTES

1. REFER TO TYPES & SCHEDULES FOR ALL EXTERIOR OPENINGS.
2. PROVIDE ALL LOUVER OPENINGS AS REQUIRED. COORDINATE WITH MECHANICAL CONTRACTOR FOR FINAL SIZE AND LOCATION.
3. ARCHITECTURAL ELEVATION 0' - 0" EQUALS CIVIL DATUM OF **32.53'**
4. ABBREVIATIONS ARE AS FOLLOWS:
   A. CJ CONTROL JOINT
   B. SJ SOFT JOINT
   C. EJ EXPANSION JOINT
   D. BEJ BUILDING EXPANSION JOINT
5. CLEAN ALL EXTERIOR SURFACES INCLUDING SOFFITS AT ELLICOTT ST. UNDERPASS, AND MAIN ENTRANCE ACCORDINGLY PER BASE BID AND ALTERNATE SCOPES OF WORK. REFER TO SPECIFICATIONS FOR CLEANING INSTRUCTIONS PER EACH SURFACE TYPE. REFER TO ALTERNATES SPECIFICATION.
6. REMOVE AND REPLACE ALL EXTERIOR JOINT SEALANTS ACCORDINGLY PER BASE BID AND ALTERNATE SCOPES OF WORK. REFER TO JOINT SEALANT FINISH MATRIX (A300), SPECIFICATIONS AND HAZARDOUS MATERIALS REPORT AND DRAWINGS. REFER TO ALTERNATES SPECIFICATION.
7. THE OWNER WILL PROVIDE THE TESTING RESULTS OF ASBESTOS CONTAINING MATERIALS (ACM) IN THE PROJECT AREA. IN THE CASE THAT ANY SUSPICIOUS MATERIALS ARE UNCOVERED OR QUESTIONED, LEAVE THE PREMISES AND NOTIFY THE OWNER & ABATEMENT CONTRACTOR FOR REQUIRED TESTING AND/OR REMOVALS.
8. IN THE CASE THAT ANY SUSPICIOUS MATERIALS ARE UNCOVERED THAT APPEAR TO CONTAIN HAZARDOUS MATERIALS SUCH AS BUT NOT LIMITED TO MOLD, LEAD PAINT OR ASBESTOS, LEAVE THE PREMISES AND NOTIFY THE OWNER & ABATEMENT CONTRACTOR FOR REQUIRED TESTING AND/OR REMOVALS.
9. ALL EXISTING EXTERIOR WALL MOUNTED EQUIPMENT TO BE REMOVED, SALVAGED AND RESET IN PLACE BY OWNER UNLESS NOTED OTHERWISE.

ELEVATION LEGEND

- BUILDING EXPANSION JOINT (BEJ)
- EXPANSION JOINT (EJ)
- CONTROL JOINT (CJ)
- EXISTING CAULK JOINTS
- EXISTING MARBLE STONE
- EXISTING BLACK GRANITE STONE
- EXISTING RED GRANITE STONE
- PROVIDE NEW WEEPS ALONG THIS JOINT
- DOORWAY TO REMAIN ACTIVE DURING BUSINESS HOURS AND AS INDICATED BY THE OWNER FOR SPECIAL EVENTS; ADA ACCESS TO BE MAINTAINED WHERE REQUIRED

ELEVATION KEYNOTES

- E1 PROVIDE WEEPS ALONG HORIZONTAL PANEL JOINT AT EVERY VERTICAL JOINT
- E2 PROVIDE EPOXY REPAIR AT EXISTING CRACK IN PLACE
- E3 PROVIDE DUTCHMAN REPAIR AT FULL PANEL WIDTH AND PROVIDE STAINLESS STEEL PINS SPACED AT 12" O.C. MIN. - FOR WHITE MARBLE REPAIRS, CUT FROM SALVAGED STONE WHERE INDICATED. REFER TO DETAILS 3 / A801 AND 4 / A801.
- E4 PROVIDE DUTCHMAN REPAIR AT PANEL CORNER AND PROVIDE STAINLESS STEEL PINS SPACED AT 12" O.C. MIN. - FOR WHITE MARBLE REPAIRS, CUT FROM SALVAGED STONE WHERE INDICATED. REFER TO DETAILS 1 / A801, 2 / A801, 5 / A801, AND 6 / A801.
- E5 PROVIDE DUTCHMAN REPAIR AT FULL BANDING ACROSS PANELS AND PROVIDE STAINLESS STEEL PINS SPACED AT 12" O.C. MIN. - FOR WHITE MARBLE REPAIRS, CUT FROM SALVAGED STONE WHERE INDICATED. REFER TO DETAILS 7 / A801 AND 8 / A801.
- E6 REMOVE AND RESET EXISTING PANEL IN PLACE
- E7 REPAIR TILE AND MATCH EXISTING ADJACENT TILE PATTERN AND FINISH
- E8 REMOVE AND SALVAGE EXISTING MARBLE PANEL AND PROVIDE NEW PANEL IN KIND
- E9 REPAIR CRACKED CONCRETE BASE
- E10 REMOVE ACM MEMBRANE FLASHING AND ACM-COATED COPPER FLASHING - REFER TO HAZARDOUS MATERIALS SCOPE OF WORK. REPAIR COMPROMISED STEEL STONE SHELF BY PREPARING EXISTING STEEL AND WELDING A CONTINUOUS STEEL REINFORCEMENT PLATE WITH STIFFENER PLATES AT VERTICAL STONE JOINTS. PROVIDE NEW COPPER THROUGH-WALL FLASHING COMPLETE WITH END DAMS, WEEPS, AND ACCESSORIES FOR A WATERTIGHT INSTALLATION. REFER TO DETAILS ON A801.
- E11 REMOVE EXISTING EXPOSED HARDWARE AND STONE PLUGS. REMOVE AND REPLACE ONE FASTENER ASSEMBLY AT A TIME. CONTINUOUSLY SUPPORT THE STONE PANEL DURING THE WORK AND PROVIDE TEMPORARY SHORING OR BRACING AS REQUIRED TO PREVENT MOVEMENT, ROTATION, OR SETTLEMENT OF THE PANEL. CLEAN EXISTING THREADED RODS TO REMAIN. PROVIDE NEW STAINLESS STEEL HARDWARE MATCHING THE EXISTING TYPE, SIZE, AND CONFIGURATION. INSTALL NEW STONE PLUGS MATCHING THE EXISTING STONE AS CLOSELY AS POSSIBLE IN COLOR, MINERAL COMPOSITION, FINISH, AND VEINING. SET PLUGS FLUSH WITH THE ADJACENT STONE SURFACE USING A HIGH-STRENGTH STRUCTURAL EPOXY SUITABLE FOR EXTERIOR STONE APPLICATIONS. PROVIDE THE OWNER WITH TWELVE (12) ADDITIONAL MATCHING MARBLE PLUGS FOR ATTIC STOCK. REFER TO DETAILS 1 / A305 AND 2 / A305 .
- E12 CLEAN, AND COAT EXISTING LETTERING IN PLACE WITH MATTE BLACK FINISH. REFER TO SPECIFICATIONS
- E13 CLEAN EXISTING LETTERING IN PLACE. REFER TO SPECIFICATIONS
- E14 REMOVE, CLEAN, AND PAINT EXISTING PLAQUE AND RESET IN PLACE

JOINT SEALANT FINISH MATRIX

SURFACE FINISH	WHITE MARBLE	BLACK GRANITE	RED GRANITE	STAINLESS STEEL	SIDEWALK
WHITE MARBLE	WHITE				
BLACK GRANITE	WHITE	CHARCOAL			
RED GRANITE	WHITE / CHARCOAL	CHARCOAL	CHARCOAL		
STAINLESS STEEL	WHITE	CHARCOAL	CHARCOAL	CHARCOAL	
SIDEWALK	GRAY	GRAY	GRAY	GRAY	GRAY

KEY PLAN
NTS

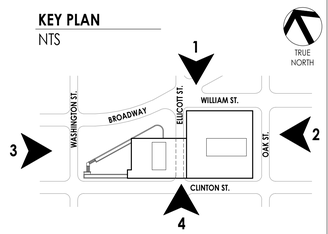

CPL | Architecture Engineering Planning
726 Exchange St Suite 920
Buffalo, NY 14210
CPLteam.com
NY ENGINEERING FIRM CERTIFICATE #0020419

PROJECT INFORMATION

Project Number
R25.17654.01

Client Name
ERIE COUNTY DEPARTMENT OF PUBLIC WORKS

Project Name
2025-2028 BECPL CAPITAL PROJECTS - EXTERIOR MARBLE RESTORATION

Project Address
1 LAFAYETTE SQUARE, BUFFALO, NY, 14203

PROJECT ISSUE & REVISION SCHEDULE

#	Date	Description

PROFESSIONAL STAMPS

REGISTERED ARCHITECT
PAUL DAVID DUDKOWSKI
040822
STATE OF NEW YORK

LICENSE EXPIRATION DATE: 08/31/2029

NEW YORK STATE EDUCATION STATEMENT

IT IS A VIOLATION OF THE NEW YORK STATE EDUCATION LAW AND THE COMMISSIONER'S REGULATIONS FOR ANY PERSON, UNLESS ACTING UNDER THE DIRECTION OF A LICENSED ARCHITECT, ENGINEER OR LAND SURVEYOR TO ALTER AN ITEM IN ANY WAY. IF AN ITEM BEARING THE STAMP OR SEAL OF AN ARCHITECT, ENGINEER OR LAND SURVEYOR IS ALTERED, THE ALTERING PARTY SHALL AFFIX TO THE ITEM THEIR SEAL AND THE NOTATION "ALTERED BY" FOLLOWED BY THEIR SIGNATURE AND THE DATE OF SUCH ALTERATION, AND A SPECIFIC DESCRIPTION OF THE ALTERATION.

SHEET INFORMATION

Issued	Scale
10/02/2026	As indicated
Project Status	
BID DOCUMENTS	
Drawn By	Checked By
JAE	EG/PD

Drawing Title
REFERENCE BUILDING ELEVATIONS AND SCHEDULES

Drawing Number
-
A300

10/2/2026, 11:58:38 AM PROJECT FILES ON ACC

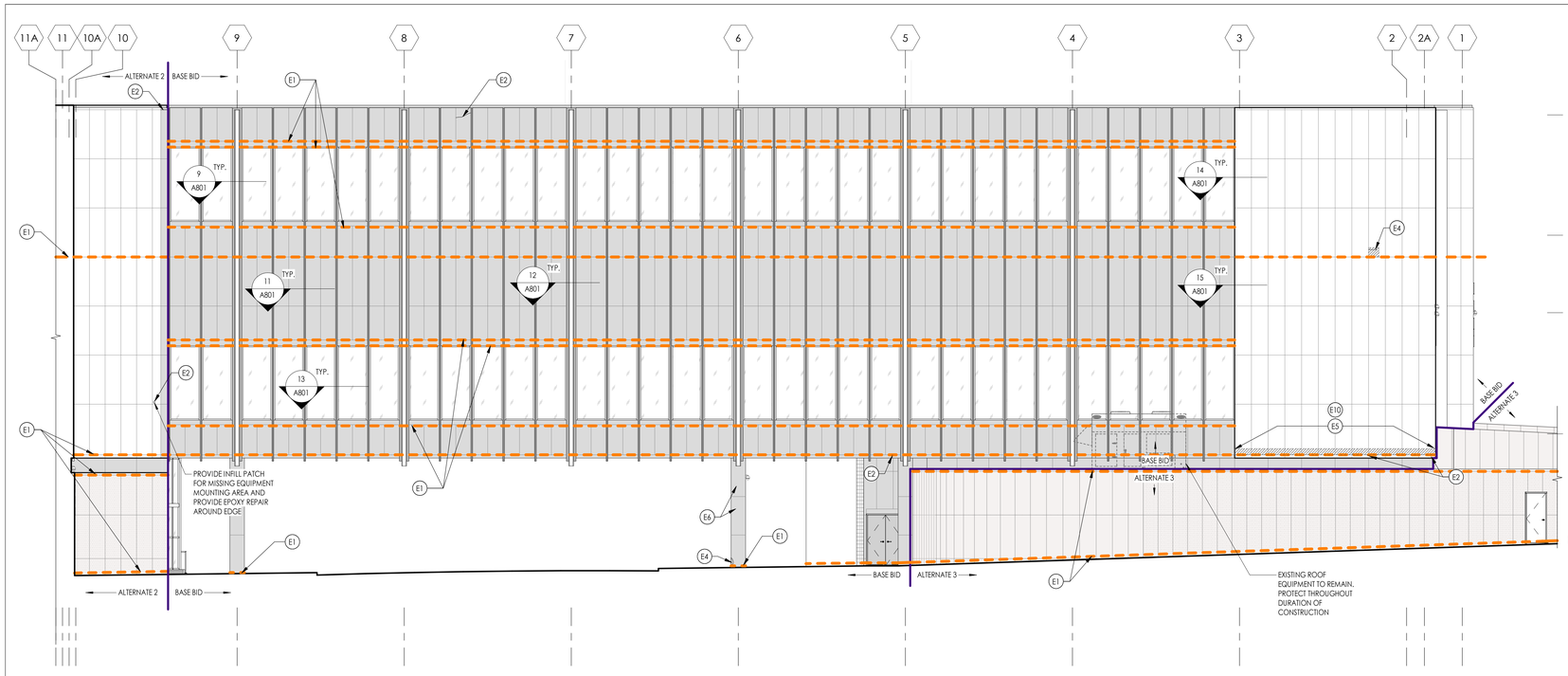

1 A301 **NORTH ELEVATION AT ENTRANCE** (BASE BID)
1/8" = 1'-0"

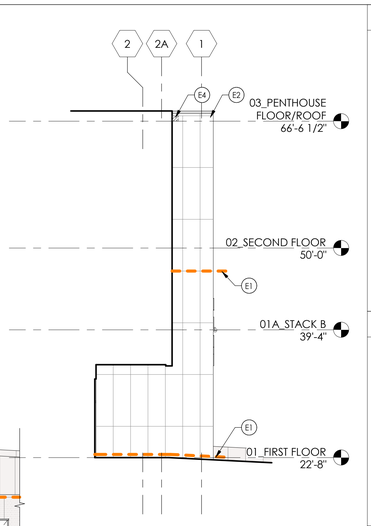

ELEVATION GENERAL NOTES

1. REFER TO TYPES & SCHEDULES FOR ALL EXTERIOR OPENINGS.
2. PROVIDE ALL LOUVER OPENINGS AS REQUIRED. COORDINATE WITH MECHANICAL CONTRACTOR FOR FINAL SIZE AND LOCATION.
3. ARCHITECTURAL ELEVATION 0' - 0" EQUALS CIVIL DATUM OF **32.53'**
4. ABBREVIATIONS ARE AS FOLLOWS:
   A. CJ CONTROL JOINT
   B. SJ SOFT JOINT
   C. EJ EXPANSION JOINT
   D. BEJ BUILDING EXPANSION JOINT
5. CLEAN ALL EXTERIOR SURFACES INCLUDING SOFFITS AT ELLICOTT ST. UNDERPASS, AND MAIN ENTRANCE ACCORDINGLY PER BASE BID AND ALTERNATE SCOPES OF WORK. REFER TO SPECIFICATIONS FOR CLEANING INSTRUCTIONS PER EACH SURFACE TYPE. REFER TO ALTERNATES SPECIFICATION.
6. REMOVE AND REPLACE ALL EXTERIOR JOINT SEALANTS ACCORDINGLY PER BASE BID AND ALTERNATE SCOPES OF WORK. REFER TO JOINT SEALANT FINISH MATRIX (A300), SPECIFICATIONS AND HAZARDOUS MATERIALS REPORT AND DRAWINGS. REFER TO ALTERNATES SPECIFICATION.
7. THE OWNER WILL PROVIDE THE TESTING RESULTS OF ASBESTOS CONTAINING MATERIALS (ACM) IN THE PROJECT AREA. IN THE CASE THAT ANY SUSPICIOUS MATERIALS ARE UNCOVERED OR QUESTIONED, LEAVE THE PREMISES AND NOTIFY THE OWNER & ABATEMENT CONTRACTOR FOR REQUIRED TESTING AND/OR REMOVALS.
8. IN THE CASE THAT ANY SUSPICIOUS MATERIALS ARE UNCOVERED THAT APPEAR TO CONTAIN HAZARDOUS MATERIALS SUCH AS BUT NOT LIMITED TO MOLD, LEAD PAINT OR ASBESTOS, LEAVE THE PREMISES AND NOTIFY THE OWNER & ABATEMENT CONTRACTOR FOR REQUIRED TESTING AND/OR REMOVALS.
9. ALL EXISTING EXTERIOR WALL MOUNTED EQUIPMENT TO BE REMOVED, SALVAGED AND RESET IN PLACE BY OWNER UNLESS NOTED OTHERWISE.

ELEVATION LEGEND

- BUILDING EXPANSION JOINT (BEJ)
- EXPANSION JOINT (EJ)
- CONTROL JOINT (CJ)
- EXISTING CAULK JOINTS
- EXISTING MARBLE STONE
- EXISTING BLACK GRANITE STONE
- EXISTING RED GRANITE STONE
- PROVIDE NEW WEEPS ALONG THIS JOINT
- DOORWAY TO REMAIN ACTIVE DURING BUSINESS HOURS AND AS INDICATED BY THE OWNER FOR SPECIAL EVENTS; ADA ACCESS TO BE MAINTAINED WHERE REQUIRED

ELEVATION KEYNOTES

- E1 PROVIDE WEEPS ALONG HORIZONTAL PANEL JOINT AT EVERY VERTICAL JOINT
- E2 PROVIDE EPOXY REPAIR AT EXISTING CRACK IN PLACE
- E3 PROVIDE DUTCHMAN REPAIR AT FULL PANEL WIDTH AND PROVIDE STAINLESS STEEL PINS SPACED AT 12" O.C. MIN. - FOR WHITE MARBLE REPAIRS, CUT FROM SALVAGED STONE WHERE INDICATED. REFER TO DETAILS 3 / A801 AND 4 / A801.
- E4 PROVIDE DUTCHMAN REPAIR AT PANEL CORNER AND PROVIDE STAINLESS STEEL PINS SPACED AT 12" O.C. MIN. - FOR WHITE MARBLE REPAIRS, CUT FROM SALVAGED STONE WHERE INDICATED. REFER TO DETAILS 1 / A801, 2 / A801, 5 / A801, AND 6 / A801.
- E5 PROVIDE DUTCHMAN REPAIR AT FULL BANDING ACROSS PANELS AND PROVIDE STAINLESS STEEL PINS SPACED AT 12" O.C. MIN. - FOR WHITE MARBLE REPAIRS, CUT FROM SALVAGED STONE WHERE INDICATED. REFER TO DETAILS 7 / A801 AND 8 / A801.
- E6 REMOVE AND RESET EXISTING PANEL IN PLACE
- E7 REPAIR TILE AND MATCH EXISTING ADJACENT TILE PATTERN AND FINISH
- E8 REMOVE AND SALVAGE EXISTING MARBLE PANEL AND PROVIDE NEW PANEL IN KIND
- E9 REPAIR CRACKED CONCRETE BASE
- E10 REMOVE ACM MEMBRANE FLASHING AND ACM-COATED COPPER FLASHING - REFER TO HAZARDOUS MATERIALS SCOPE OF WORK. REPAIR COMPROMISED STEEL STONE SHELF BY PREPARING EXISTING STEEL AND WELDING A CONTINUOUS STEEL REINFORCEMENT PLATE WITH STIFFENER PLATES AT VERTICAL STONE JOINTS. PROVIDE NEW COPPER THROUGH-WALL FLASHING COMPLETE WITH END DAMS, WEEPS, AND ACCESSORIES FOR A WATERTIGHT INSTALLATION. REFER TO DETAILS ON A801.
- E11 REMOVE EXISTING EXPOSED HARDWARE AND STONE PLUGS. REMOVE AND REPLACE ONE FASTENER ASSEMBLY AT A TIME. CONTINUOUSLY SUPPORT THE STONE PANEL DURING THE WORK AND PROVIDE TEMPORARY SHORING OR BRACING AS REQUIRED TO PREVENT MOVEMENT, ROTATION, OR SETTLEMENT OF THE PANEL. CLEAN EXISTING THREADED RODS TO REMAIN. PROVIDE NEW STAINLESS STEEL HARDWARE MATCHING THE EXISTING TYPE, SIZE, AND CONFIGURATION. INSTALL NEW STONE PLUGS MATCHING THE EXISTING STONE AS CLOSELY AS POSSIBLE IN COLOR, MINERAL COMPOSITION, FINISH, AND VEINING. SET PLUGS FLUSH WITH THE ADJACENT STONE SURFACE USING A HIGH-STRENGTH STRUCTURAL EPOXY SUITABLE FOR EXTERIOR STONE APPLICATIONS. PROVIDE THE OWNER WITH TWELVE (12) ADDITIONAL MATCHING MARBLE PLUGS FOR ATTIC STOCK. REFER TO DETAILS 1 / A305 AND 2 / A305 .
- E12 CLEAN, AND COAT EXISTING LETTERING IN PLACE WITH MATTE BLACK FINISH. REFER TO SPECIFICATIONS
- E13 CLEAN EXISTING LETTERING IN PLACE. REFER TO SPECIFICATIONS
- E14 REMOVE, CLEAN, AND PAINT EXISTING PLAQUE AND RESET IN PLACE

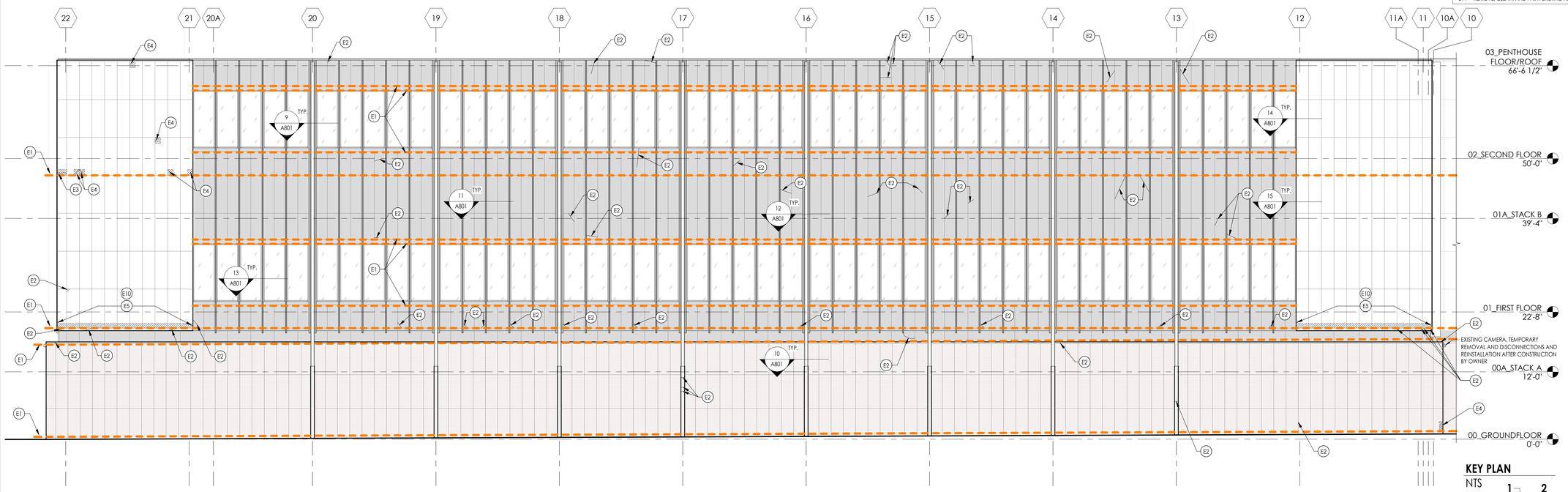

3 A301 **PARTIAL NORTH ELEVATION - EAST** (ALTERNATE 2)
1/8" = 1'-0"

KEY PLAN

NTS



CPL | Architecture Engineering Planning
726 Exchange St Suite 920
Buffalo, NY 14210
CPLteam.com
NY ENGINEERING FIRM CERTIFICATE #0021419

PROJECT INFORMATION

Project Number
R25.17654.01

Client Name
ERIE COUNTY DEPARTMENT OF PUBLIC WORKS

Project Name
2025-2028 BECPL CAPITAL PROJECTS - EXTERIOR MARBLE RESTORATION

Project Address
1 LAFAYETTE SQUARE, BUFFALO, NY, 14203

PROJECT ISSUE & REVISION SCHEDULE

#	Date	Description

PROFESSIONAL STAMPS

REGISTERED ARCHITECT · PAUL DAVID DUDKOWSKI · 040822 · STATE OF NEW YORK

LICENSE EXPIRATION DATE: 08/31/2029

NEW YORK STATE EDUCATION STATEMENT

IT IS A VIOLATION OF THE NEW YORK STATE EDUCATION LAW AND THE CONVEIGENCE FOR ANY PERSON, UNLESS ACTING UNDER THE DIRECTION OF A LICENSED ARCHITECT, ENGINEER OR LAND SURVEYOR TO ALTER AN ITEM IN ANY WAY. IF ANY ITEM BEARING THE SEAL OF AN ARCHITECT, ENGINEER OR SURVEYOR IS ALTERED, THE ALTERING ARCHITECT, ENGINEER OR SURVEYOR SHALL AFFIX TO ANY SUCH ITEM HIS SEAL AND THE NOTATION "ALTERED" FOLLOWED BY HIS SIGNATURE AND THE DATE OF SUCH ALTERATION, AND A SPECIFIC DESCRIPTION OF THE ALTERATION.

SHEET INFORMATION

Issued	Scale
10/02/2026	As indicated
Project Status	
BID DOCUMENTS	
Drawn By	Checked By
JAE	EG/PD

Drawing Title
ENLARGED BUILDING ELEVATIONS

Drawing Number
A301

10/5/2026 11:58:40 AM PROJECT FILES ON ACC

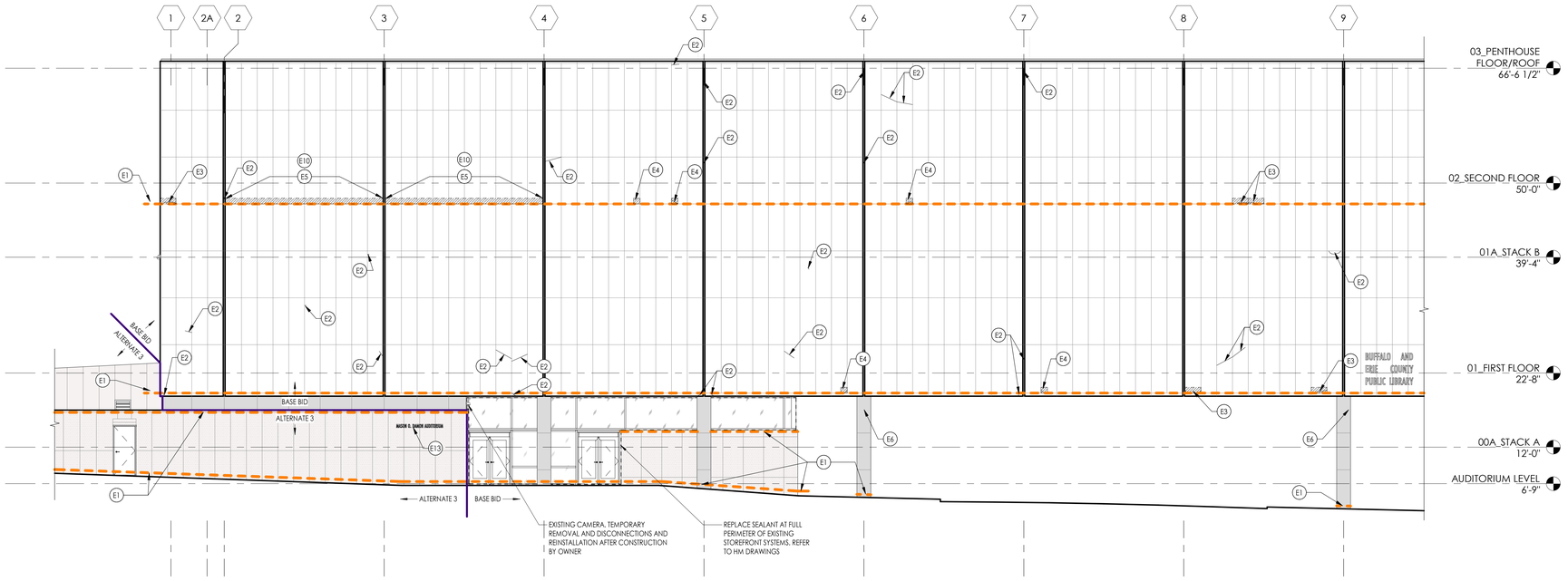

1 / A302 **PARTIAL SOUTH ELEVATION - WEST**

1/8" = 1'-0"

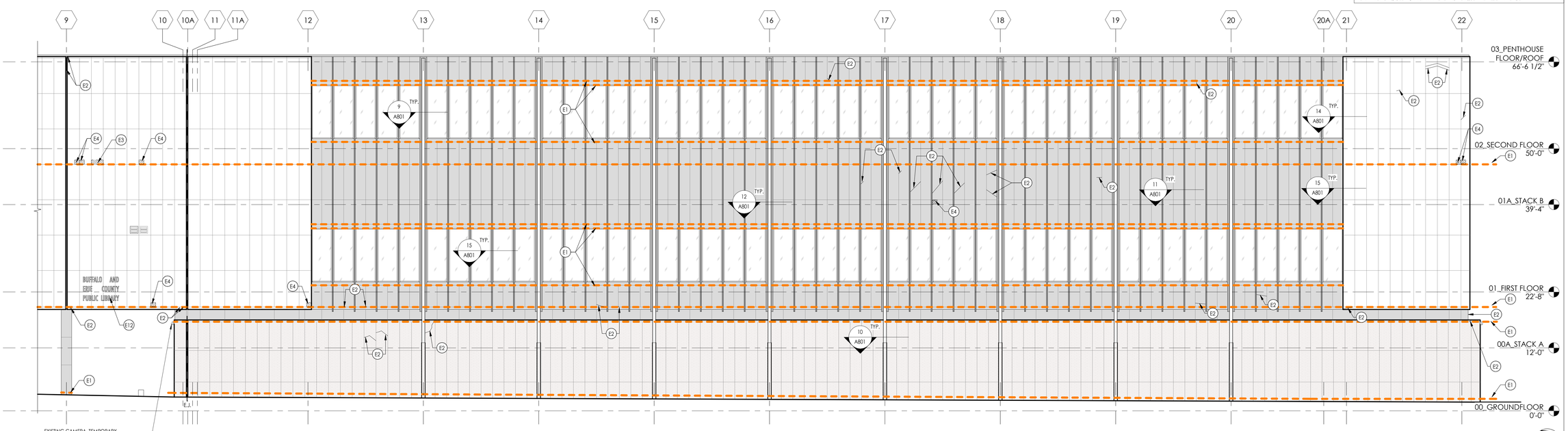

2 / A302 **PARTIAL SOUTH ELEVATION - EAST** (BASE BID)

1/8" = 1'-0"

ELEVATION GENERAL NOTES

1. REFER TO TYPES & SCHEDULES FOR ALL EXTERIOR OPENINGS.
2. PROVIDE ALL LOUVER OPENINGS AS REQUIRED. COORDINATE WITH MECHANICAL CONTRACTOR FOR FINAL SIZE AND LOCATION.
3. ARCHITECTURAL ELEVATION 0' - 0" EQUALS CIVIL DATUM OF **32.53'**
4. ABBREVIATIONS ARE AS FOLLOWS:
   - A. CJ CONTROL JOINT
   - B. SJ SOFT JOINT
   - C. EJ EXPANSION JOINT
   - D. BEJ BUILDING EXPANSION JOINT
5. CLEAN ALL EXTERIOR SURFACES INCLUDING SOFFITS AT ELLICOTT ST. UNDERPASS, AND MAIN ENTRANCE ACCORDINGLY PER BASE BID AND ALTERNATE SCOPES OF WORK. REFER TO SPECIFICATIONS FOR CLEANING INSTRUCTIONS PER EACH SURFACE TYPE. REFER TO ALTERNATES SPECIFICATION.
6. REMOVE AND REPLACE ALL EXTERIOR JOINT SEALANTS ACCORDINGLY PER BASE BID AND ALTERNATE SCOPES OF WORK. REFER TO JOINT SEALANT FINISH MATRIX (A300), SPECIFICATIONS AND HAZARDOUS MATERIALS REPORT AND DRAWINGS. REFER TO ALTERNATES SPECIFICATION.
7. THE OWNER WILL PROVIDE THE TESTING RESULTS OF ASBESTOS CONTAINING MATERIALS (ACM) IN THE PROJECT AREA. IN THE CASE THAT ANY SUSPICIOUS MATERIALS ARE UNCOVERED OR QUESTIONED, LEAVE THE PREMISES AND NOTIFY THE OWNER & ABATEMENT CONTRACTOR FOR REQUIRED TESTING AND/OR REMOVALS.
8. IN THE CASE THAT ANY SUSPICIOUS MATERIALS ARE UNCOVERED THAT APPEAR TO CONTAIN HAZARDOUS MATERIALS SUCH AS BUT NOT LIMITED TO MOLD, LEAD PAINT OR ASBESTOS, LEAVE THE PREMISES AND NOTIFY THE OWNER & ABATEMENT CONTRACTOR FOR REQUIRED TESTING AND/OR REMOVALS.
9. ALL EXISTING EXTERIOR WALL MOUNTED EQUIPMENT TO BE REMOVED, SALVAGED AND RESET IN PLACE BY OWNER UNLESS NOTED OTHERWISE.

ELEVATION LEGEND

- BUILDING EXPANSION JOINT (BEJ)
- EXPANSION JOINT (EJ)
- CONTROL JOINT (CJ)
- EXISTING CAULK JOINTS
- PROVIDE NEW WEEPS ALONG THIS JOINT
- EXISTING MARBLE STONE
- EXISTING BLACK GRANITE STONE
- EXISTING RED GRANITE STONE
- DOORWAY TO REMAIN ACTIVE DURING BUSINESS HOURS AND AS INDICATED BY THE OWNER FOR SPECIAL EVENTS; ADA ACCESS TO BE MAINTAINED WHERE REQUIRED

ELEVATION KEYNOTES

E1	PROVIDE WEEPS ALONG HORIZONTAL PANEL JOINT AT EVERY VERTICAL JOINT
E2	PROVIDE EPOXY REPAIR AT EXISTING CRACK IN PLACE
E3	PROVIDE DUTCHMAN REPAIR AT FULL PANEL WIDTH AND PROVIDE STAINLESS STEEL PINS SPACED AT 12" O.C. MIN. - FOR WHITE MARBLE REPAIRS, CUT FROM SALVAGED STONE WHERE INDICATED. REFER TO DETAILS 3 / A801 AND 4 / A801.
E4	PROVIDE DUTCHMAN REPAIR AT PANEL CORNER AND PROVIDE STAINLESS STEEL PINS SPACED AT 12" O.C. MIN. - FOR WHITE MARBLE REPAIRS, CUT FROM SALVAGED STONE WHERE INDICATED. REFER TO DETAILS 1 / A801, 2 / A801, 5 / A801, AND 6 / A801.
E5	PROVIDE DUTCHMAN REPAIR AT FULL BANDING ACROSS PANELS AND PROVIDE STAINLESS STEEL PINS SPACED AT 12" O.C. MIN. - FOR WHITE MARBLE REPAIRS, CUT FROM SALVAGED STONE WHERE INDICATED. REFER TO DETAILS 7 / A801 AND 8 / A801.
E6	REMOVE AND RESET EXISTING PANEL IN PLACE
E7	REPAIR TILE AND MATCH EXISTING ADJACENT TILE PATTERN AND FINISH
E8	REMOVE AND SALVAGE EXISTING MARBLE PANEL AND PROVIDE NEW PANEL IN KIND
E9	REPAIR CRACKED CONCRETE BASE
E10	REMOVE ACM MEMBRANE FLASHING AND ACM-COATED COPPER FLASHING - REFER TO HAZARDOUS MATERIALS SCOPE OF WORK. REPAIR COMPROMISED STEEL STONE SHELF BY PREPARING EXISTING STEEL AND WELDING A CONTINUOUS STEEL REINFORCEMENT PLATE WITH STIFFENER PLATES AT VERTICAL STONE JOINTS. PROVIDE NEW COPPER THROUGH-WALL FLASHING COMPLETE WITH END DAMS, WEEPS, AND ACCESSORIES FOR A WATERTIGHT INSTALLATION. REFER TO DETAILS ON A801.
E11	REMOVE EXISTING EXPOSED HARDWARE AND STONE PLUGS. REMOVE AND REPLACE ONE FASTENER ASSEMBLY AT A TIME. CONTINUOUSLY SUPPORT THE STONE PANEL DURING THE WORK AND PROVIDE TEMPORARY SHORING OR BRACING AS REQUIRED TO PREVENT MOVEMENT, ROTATION, OR SETTLEMENT OF THE PANEL. CLEAN EXISTING THREADED RODS TO REMAIN. PROVIDE NEW STAINLESS STEEL HARDWARE MATCHING THE EXISTING TYPE, SIZE, AND CONFIGURATION. INSTALL NEW STONE PLUGS MATCHING THE EXISTING STONE AS CLOSELY AS POSSIBLE IN COLOR, MINERAL COMPOSITION, FINISH, AND VEINING. SET PLUGS FLUSH WITH THE ADJACENT STONE SURFACE USING A HIGH-STRENGTH STRUCTURAL EPOXY SUITABLE FOR EXTERIOR STONE APPLICATIONS. PROVIDE THE OWNER WITH TWELVE (12) ADDITIONAL MATCHING MARBLE PLUGS FOR ATTIC STOCK. REFER TO DETAILS 1 / A305 AND 2 / A305 .
E12	CLEAN, AND COAT EXISTING LETTERING IN PLACE WITH MATTE BLACK FINISH. REFER TO SPECIFICATIONS
E13	CLEAN EXISTING LETTERING IN PLACE. REFER TO SPECIFICATIONS
E14	REMOVE, CLEAN, AND PAINT EXISTING PLAQUE AND RESET IN PLACE

KEY PLAN

NTS

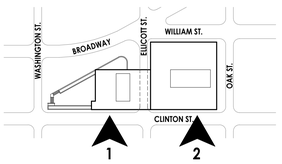

CPL | Architecture Engineering Planning
726 Exchange St Suite 920
Buffalo, NY 14210
CPLteam.com

NY ENGINEERING FIRM CERTIFICATE #0021419

PROJECT INFORMATION

Project Number
R25.17654.01

Client Name
ERIE COUNTY DEPARTMENT OF PUBLIC WORKS

Project Name
2025-2028 BECPL CAPITAL PROJECTS - EXTERIOR MARBLE RESTORATION

Project Address
1 LAFAYETTE SQUARE, BUFFALO, NY, 14203

PROJECT ISSUE & REVISION SCHEDULE

#	Date	Description

PROFESSIONAL STAMPS

REGISTERED ARCHITECT
PAUL DAVID DUDKOWSKI
040822
STATE OF NEW YORK

LICENSE EXPIRATION DATE: 08/31/2029

NEW YORK STATE EDUCATION STATEMENT

IT IS A VIOLATION OF THE NEW YORK STATE EDUCATION LAW AND THE CONVEIGNEERS CODE OF ETHICS FOR ANY PERSON, UNLESS ACTING UNDER THE DIRECTION OF A LICENSED ARCHITECT, ENGINEER OR LAND SURVEYOR TO ALTER AN ITEM IN ANY WAY. IF AN ITEM BEARING THE SEAL OF AN ARCHITECT, ENGINEER OR SURVEYOR IS ALTERED, THE ALTERING ARCHITECT, ENGINEER OR SURVEYOR SHALL AFFIX TO ANY ALTERED DOCUMENT HIS/HER SEAL, THE NOTATION "ALTERED BY" FOLLOWED BY HIS/HER SIGNATURE AND THE DATE OF SUCH ALTERATION, AND A SPECIFIC DESCRIPTION OF THE ALTERATION.

SHEET INFORMATION

Issued	Scale
10/02/2026	As indicated

Project Status
BID DOCUMENTS

Drawn By	Checked By
JAE	EG/PD

Drawing Title
ENLARGED BUILDING ELEVATIONS

Drawing Number
-
A302

10/6/2026 11:58:42 AM PROJECT FILES ON ACC

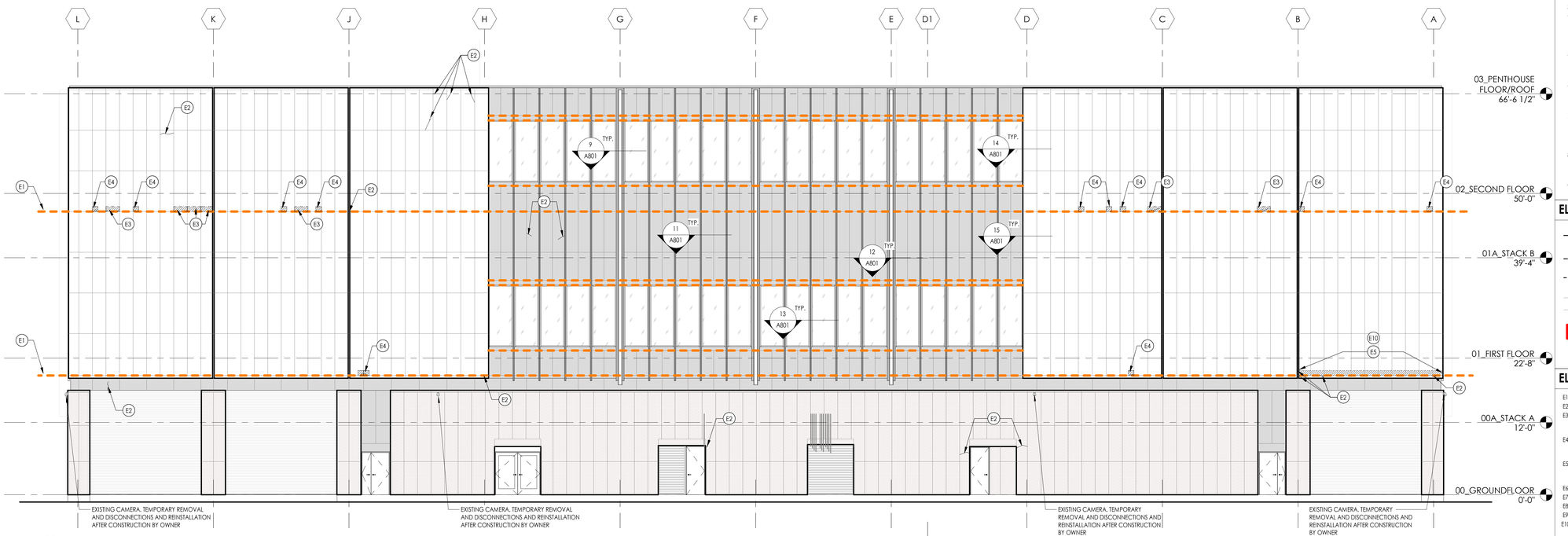

1 / A303 **EAST ELEVATION** (ALTERNATE 1)
1/8" = 1'-0"

ELEVATION GENERAL NOTES

1. REFER TO TYPES & SCHEDULES FOR ALL EXTERIOR OPENINGS.
2. PROVIDE ALL LOUVER OPENINGS AS REQUIRED. COORDINATE WITH MECHANICAL CONTRACTOR FOR FINAL SIZE AND LOCATION.
3. ARCHITECTURAL ELEVATION 0' - 0" EQUALS CIVIL DATUM OF **32.53'**
4. ABBREVIATIONS ARE AS FOLLOWS:
   A. CJ CONTROL JOINT
   B. SJ SOFT JOINT
   C. EJ EXPANSION JOINT
   D. BEJ BUILDING EXPANSION JOINT
5. CLEAN ALL EXTERIOR SURFACES INCLUDING SOFFITS AT ELLICOTT ST. UNDERPASS, AND MAIN ENTRANCE ACCORDINGLY PER BASE BID AND ALTERNATE SCOPES OF WORK. REFER TO SPECIFICATIONS FOR CLEANING INSTRUCTIONS PER EACH SURFACE TYPE. REFER TO ALTERNATES SPECIFICATION.
6. REMOVE AND REPLACE ALL EXTERIOR JOINT SEALANTS ACCORDINGLY PER BASE BID AND ALTERNATE SCOPES OF WORK. REFER TO JOINT SEALANT FINISH MATRIX (A300), SPECIFICATIONS AND HAZARDOUS MATERIALS REPORT AND DRAWINGS. REFER TO ALTERNATES SPECIFICATION.
7. THE OWNER WILL PROVIDE THE TESTING RESULTS OF ASBESTOS CONTAINING MATERIALS (ACM) IN THE PROJECT AREA. IN THE CASE THAT ANY SUSPICIOUS MATERIALS ARE UNCOVERED OR QUESTIONED, LEAVE THE PREMISES AND NOTIFY THE OWNER & ABATEMENT CONTRACTOR FOR REQUIRED TESTING AND/OR REMOVALS.
8. IN THE CASE THAT ANY SUSPICIOUS MATERIALS ARE UNCOVERED THAT APPEAR TO CONTAIN HAZARDOUS MATERIALS SUCH AS BUT NOT LIMITED TO MOLD, LEAD PAINT OR ASBESTOS, LEAVE THE PREMISES AND NOTIFY THE OWNER & ABATEMENT CONTRACTOR FOR REQUIRED TESTING AND/OR REMOVALS.
9. ALL EXISTING EXTERIOR WALL MOUNTED EQUIPMENT TO BE REMOVED, SALVAGED AND RESET IN PLACE BY OWNER UNLESS NOTED OTHERWISE.

ELEVATION LEGEND

- BUILDING EXPANSION JOINT (BEJ)
- EXPANSION JOINT (EJ)
- CONTROL JOINT (CJ)
- EXISTING CAULK JOINTS
- DOORWAY TO REMAIN ACTIVE DURING BUSINESS HOURS AND AS INDICATED BY THE OWNER FOR SPECIAL EVENTS; ADA ACCESS TO BE MAINTAINED WHERE REQUIRED
- EXISTING MARBLE STONE
- EXISTING BLACK GRANITE STONE
- EXISTING RED GRANITE STONE
- PROVIDE NEW WEEPS ALONG THIS JOINT

ELEVATION KEYNOTES

E1 PROVIDE WEEPS ALONG HORIZONTAL PANEL JOINT AT EVERY VERTICAL JOINT
E2 PROVIDE EPOXY REPAIR AT EXISTING CRACK IN PLACE
E3 PROVIDE DUTCHMAN REPAIR AT FULL PANEL WIDTH AND PROVIDE STAINLESS STEEL PINS SPACED AT 12" O.C. MIN. - FOR WHITE MARBLE REPAIRS, CUT FROM SALVAGED STONE WHERE INDICATED. REFER TO DETAILS 3 / A801 AND 4 / A801.
E4 PROVIDE DUTCHMAN REPAIR AT PANEL CORNER AND PROVIDE STAINLESS STEEL PINS SPACED AT 12" O.C. MIN. - FOR WHITE MARBLE REPAIRS, CUT FROM SALVAGED STONE WHERE INDICATED. REFER TO DETAILS 1 / A801, 2 / A801, 5 / A801, AND 6 / A801.
E5 PROVIDE DUTCHMAN REPAIR AT FULL BANDING ACROSS PANELS AND PROVIDE STAINLESS STEEL PINS SPACED AT 12" O.C. MIN. - FOR WHITE MARBLE REPAIRS, CUT FROM SALVAGED STONE WHERE INDICATED. REFER TO DETAILS 7 / A801 AND 8 / A801.
E6 REMOVE AND RESET EXISTING PANEL IN PLACE
E7 REPAIR TILE AND MATCH EXISTING ADJACENT TILE PATTERN AND FINISH
E8 REMOVE AND SALVAGE EXISTING MARBLE PANEL AND PROVIDE NEW PANEL IN KIND
E9 REPAIR CRACKED CONCRETE BASE
E10 REMOVE ACM MEMBRANE FLASHING AND ACM-COATED COPPER FLASHING - REFER TO HAZARDOUS MATERIALS SCOPE OF WORK. REPAIR COMPROMISED STEEL STONE SHELF BY PREPARING EXISTING STEEL AND WELDING A CONTINUOUS STEEL REINFORCEMENT PLATE WITH STIFFENER PLATES AT VERTICAL STONE JOINTS. PROVIDE NEW COPPER THROUGH-WALL FLASHING COMPLETE WITH END DAMS, WEEPS, AND ACCESSORIES FOR A WATERTIGHT INSTALLATION. REFER TO DETAILS ON A801.
E11 REMOVE EXISTING EXPOSED HARDWARE AND STONE PLUGS. REMOVE AND REPLACE ONE FASTENER ASSEMBLY AT A TIME. CONTINUOUSLY SUPPORT THE STONE PANEL DURING THE WORK AND PROVIDE TEMPORARY SHORING OR BRACING AS REQUIRED TO PREVENT MOVEMENT, ROTATION, OR SETTLEMENT OF THE PANEL. CLEAN EXISTING THREADED RODS TO REMAIN. PROVIDE NEW STAINLESS STEEL HARDWARE MATCHING THE EXISTING TYPE, SIZE, AND CONFIGURATION. INSTALL NEW STONE PLUGS MATCHING THE EXISTING STONE AS CLOSELY AS POSSIBLE IN COLOR, MINERAL COMPOSITION, FINISH, AND VEINING. SET PLUGS FLUSH WITH THE ADJACENT STONE SURFACE USING A HIGH-STRENGTH STRUCTURAL EPOXY SUITABLE FOR EXTERIOR STONE APPLICATIONS. PROVIDE THE OWNER WITH TWELVE (12) ADDITIONAL MATCHING MARBLE PLUGS FOR ATTIC STOCK. REFER TO DETAILS 1 / A305 AND 2 / A305 .
E12 CLEAN, AND COAT EXISTING LETTERING IN PLACE WITH MATTE BLACK FINISH. REFER TO SPECIFICATIONS
E13 CLEAN EXISTING LETTERING IN PLACE. REFER TO SPECIFICATIONS
E14 REMOVE, CLEAN, AND PAINT EXISTING PLAQUE AND RESET IN PLACE

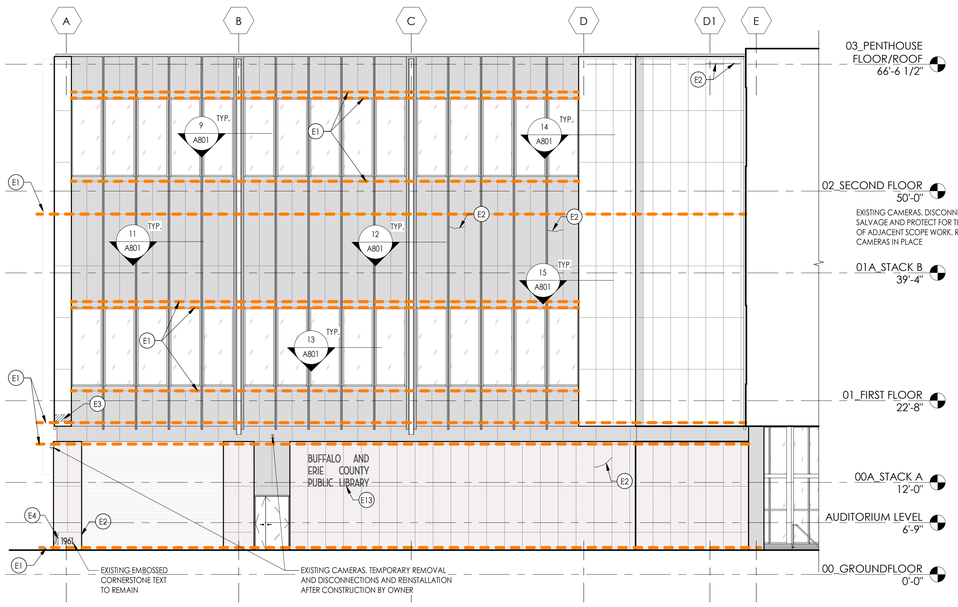

3 / A303 **PARTIAL WEST ELEVATION - NORTH** (ALTERNATE 2)
1/8" = 1'-0"

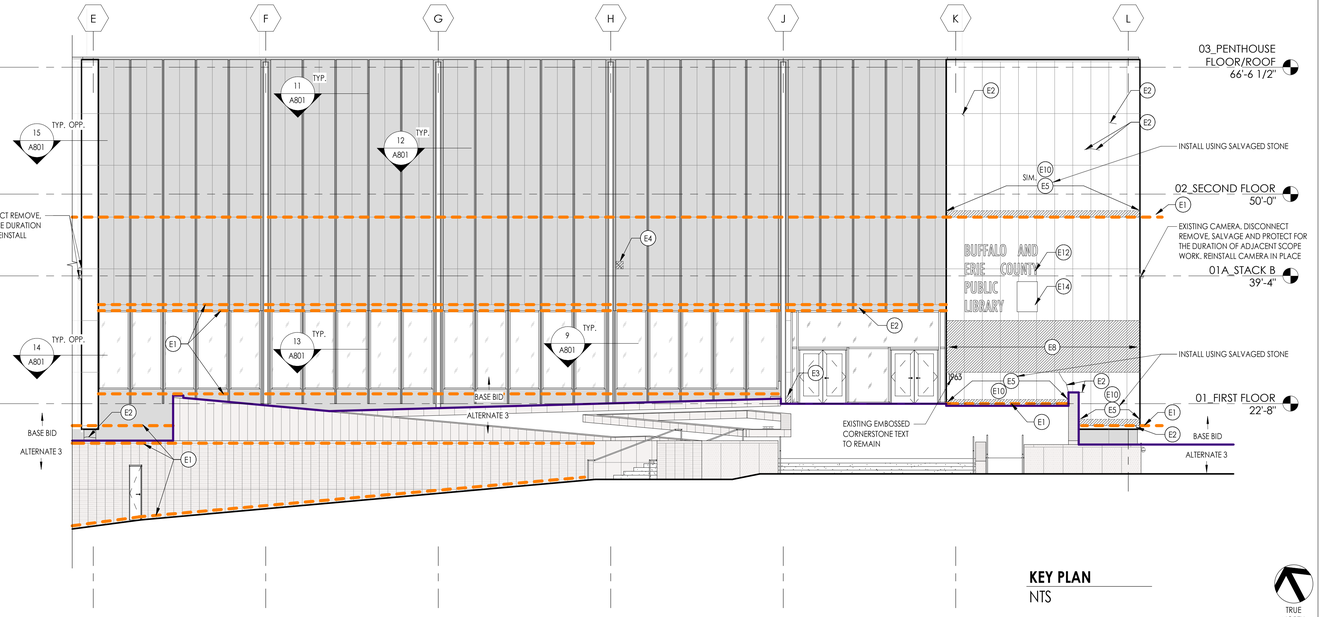

2 / A303 **PARTIAL WEST ELEVATION - SOUTH**
1/8" = 1'-0"

KEY PLAN
NTS

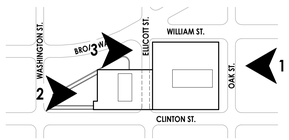

CPL | Architecture Engineering Planning
726 Exchange St Suite 920
Buffalo, NY 14210
CPLteam.com
NY ENGINEERING FIRM CERTIFICATE #0021419

PROJECT INFORMATION

Project Number
R25.17654.01

Client Name
ERIE COUNTY DEPARTMENT OF PUBLIC WORKS

Project Name
2025-2028 BECPL CAPITAL PROJECTS - EXTERIOR MARBLE RESTORATION

Project Address
1 LAFAYETTE SQUARE, BUFFALO, NY, 14203

PROJECT ISSUE & REVISION SCHEDULE

#	Date	Description

PROFESSIONAL STAMPS

REGISTERED ARCHITECT · PAUL DAVID DUDKOWSKI · 040822 · STATE OF NEW YORK

LICENSE EXPIRATION DATE: 08/31/2029

NEW YORK STATE EDUCATION STATEMENT
IT IS A VIOLATION OF THE NEW YORK STATE EDUCATION LAW AND THE CONVEYANCERS ACT FOR ANY PERSON, UNLESS ACTING UNDER THE DIRECTION OF A LICENSED ARCHITECT, ENGINEER OR LAND SURVEYOR, TO ALTER AN ITEM IN ANY WAY. IF AN ITEM BEARING THE SEAL OF AN ARCHITECT, ENGINEER OR SURVEYOR IS ALTERED, THE ALTERING ARCHITECT, ENGINEER OR SURVEYOR SHALL AFFIX TO THE ITEM HIS/HER SEAL AND THE NOTATION "ALTERED BY" FOLLOWED BY THEIR SIGNATURE AND THE DATE OF SUCH ALTERATION, AND A SPECIFIC DESCRIPTION OF THE ALTERATION.

SHEET INFORMATION

Issued	Scale
10/02/2026	As indicated
Project Status	
BID DOCUMENTS	
Drawn By	Checked By
JAE	EG/PD

Drawing Title
ENLARGED BUILDING ELEVATIONS

Drawing Number
A303

10/05/2026 11:58:45 AM PROJECT FILED ON ACC

ALTERNATE 3 SCOPE.
REFER TO ALTERNATES FOR ALL WORK ON THIS SHEET

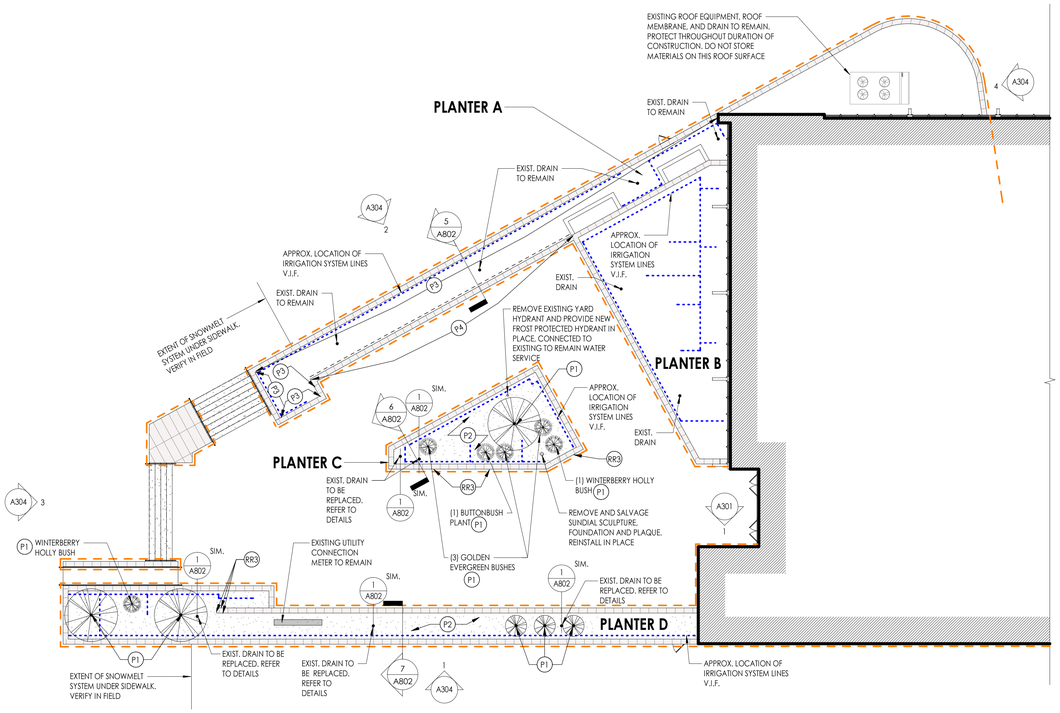

A PLANTER REFERENCE PLAN
A304 · 1/16" = 1'-0"

TRUE NORTH

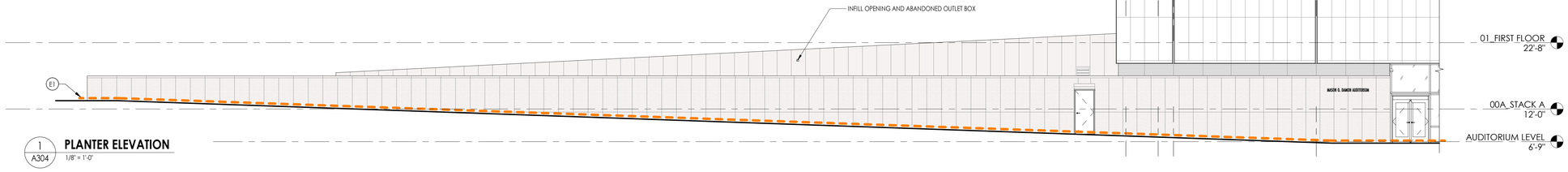

1 A304 PLANTER ELEVATION
1/8" = 1'-0"

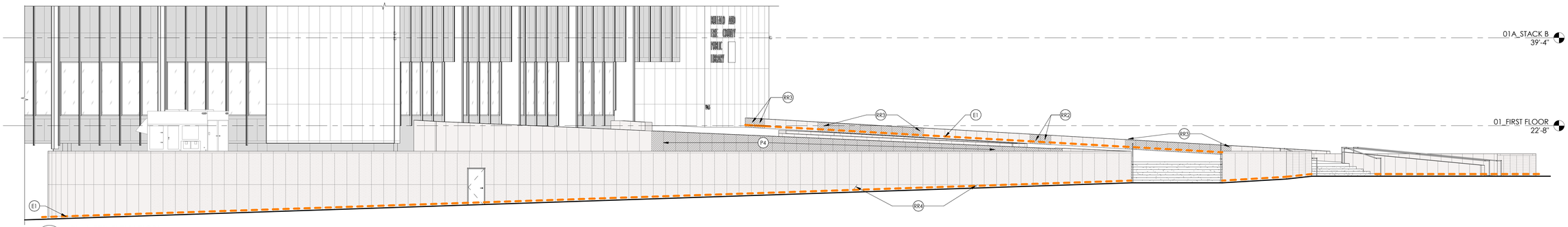

2 A304 PLANTER ELEVATION
1/8" = 1'-0"



4 A304 ELLICOTT UNDERPASS BASE GRANITE
1/8" = 1'-0"

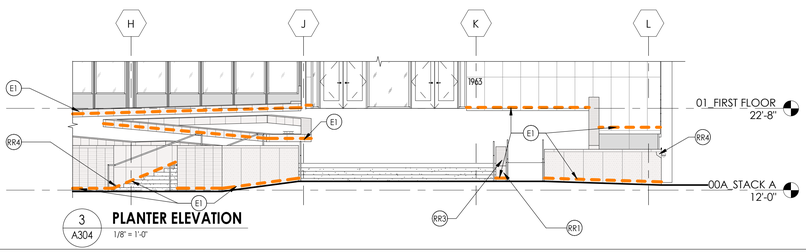

3 A304 PLANTER ELEVATION
1/8" = 1'-0"

EXISTING PLANTING NOTES

PLANTER A

NO PLANTING SCOPE

PLANTER B

NO PLANTING SCOPE

PLANTER C

SALVAGE THE FOLLOWING PLANTINGS PER KEYNOTE P1:
- (1) TREE (±10' DIAMETER)
- (1) WINTERBERRY HOLLY BUSH
- (3) GOLDEN EVERGREEN BUSHES
- (1) BUTTONBUSH PLANT

PLANTER D

SALVAGE THE FOLLOWING PLANTINGS PER KEYNOTE P1:
- (2) CRABAPPLE TREES (±15' DIAMETER)
- (1) WINTERBERRY HOLLY BUSH
- (3) CHERRY DOGWOOD TREES

NOTE:

VERIFY AND TAG ALL SALVAGED PLANTINGS WITH OWNER'S REPRESENTATIVE AND GARDENER PRIOR TO REMOVAL OF ANY PLANTINGS.

PLANTER KEYNOTES

P1 CAREFULLY REMOVE AND STORE ALL EXISTING TREES AND PLANTS TO BE SALVAGED IN ACCORDANCE WITH ANSI Z60.2-2025, THE AMERICAN STANDARD FOR NURSERY STOCK, WITH THE INTENT OF PRESERVING THE PLANTS FOR REINSTALLATION. PROTECT THE PLANTS FROM DAMAGE DURING REMOVAL, HANDLING, TRANSPORTATION, STORAGE, AND CONSTRUCTION ACTIVITIES. MAINTAIN THE PLANTS IN A HEALTHY CONDITION THROUGHOUT THE CONSTRUCTION PERIOD, INCLUDING WATERING, PRUNING, AND OTHER HORTICULTURAL CARE AS REQUIRED. REINSTALL THE PLANTS IN THEIR ORIGINAL LOCATION AND ORIENTATION UPON COMPLETION OF THE WORK, INCLUDING SOIL PREPARATION, STAKING, MULCHING, WATERING, AND ALL OTHER WORK REQUIRED TO ESTABLISH HEALTHY GROWTH. REPLACE PLANTS AT NO ADDITIONAL COST TO THE OWNER IF THEY ARE DAMAGED BEYOND RECOVERY OR HAVE FAILED TO SURVIVE DUE TO THE CONTRACTOR'S OPERATIONS OR INADEQUATE MAINTENANCE DURING THE CONSTRUCTION PERIOD. COORDINATE PLANTING WORK WITH GARDENER.

P2 REMOVE EXISTING SOIL, PLANTING MATERIALS, VEGETATION, AND CONCRETE PARGE COAT IN THEIR ENTIRETY. REMOVE ALL LOOSE, DETERIORATED, OR UNSUITABLE MATERIALS AND PREPARE THE EXISTING CONCRETE SUBSTRATE IN ACCORDANCE WITH THE WATERPROOFING MEMBRANE MANUFACTURER'S WRITTEN RECOMMENDATIONS, INCLUDING CLEANING, CRACK AND SURFACE DEFECT REPAIRS, AND PROFILING AS REQUIRED TO RECEIVE THE SPECIFIED WATERPROOFING MEMBRANE SYSTEM. PROVIDE A SOUND, CLEAN, DRY SUBSTRATE SUITABLE FOR INSTALLATION OF THE NEW WATERPROOFING SYSTEM. REPLACE PLANTING SOIL AND VEGETATION AS INDICATED AFTER COMPLETION OF THE WATERPROOFING WORK. COORDINATE PLANTING WORK WITH GARDENER; REFER TO DETAIL 4 / A802.

P3 WHERE REQUIRED TO ACCESS DAMAGED AREAS, CAREFULLY REMOVE AND STOCKPILE EXISTING PLANTER SOIL, PLANTINGS, MULCH, AND OTHER LANDSCAPE MATERIALS. REPAIR THE EXISTING WATERPROOFING MEMBRANE SYSTEM AT ALL DAMAGED LOCATIONS IN STRICT ACCORDANCE WITH THE EXISTING MANUFACTURER'S WRITTEN REPAIR PROCEDURES AND WARRANTY REQUIREMENTS. PERFORM ALL WORK NECESSARY TO MAINTAIN THE EXISTING WATERPROOFING WARRANTY, INCLUDING COORDINATION WITH THE MEMBRANE MANUFACTURER. USE OF APPROVED MATERIALS AND INSTALLERS, INSPECTIONS, AND DOCUMENTATION AS REQUIRED. RESTORE THE WATERPROOFING SYSTEM TO A COMPLETE, WATERTIGHT CONDITION, AND REINSTATE THE PLANTER WITH SALVAGED SOIL AND PLANTINGS WHERE SUITABLE, SUPPLEMENTING WITH NEW MATERIALS AS REQUIRED TO RESTORE THE PLANTER TO ITS PRECONSTRUCTION CONDITION.

P4 REMOVE EXISTING PANELS AND FLASHING. PROVIDE NEW FLASHING AND RESET EXISTING PANELS WITH STAINLESS STEEL ANCHORS

RR1 CAREFULLY SAWCUT AND REMOVE THE DAMAGED PORTION OF THE GRANITE PANEL, INCLUDING REMOVAL OF THE LOWER ANCHOR(S) AS REQUIRED TO FACILITATE THE REPAIR, WITHOUT DAMAGING ADJACENT STONE OR CONSTRUCTION. REMOVE EXISTING MORTAR, SEALANT, AND OTHER ASSOCIATED MATERIALS AS NECESSARY, AND PREPARE THE OPENING TO RECEIVE THE DUTCHMAN REPAIR. FABRICATE A NEW RED GRANITE DUTCHMAN TO MATCH THE EXISTING STONE IN COLOR, MINERAL COMPOSITION, FINISH, AND VEINING TO THE GREATEST EXTENT POSSIBLE. SECURE THE DUTCHMAN USING CONCEALED STAINLESS STEEL PINS AND STRUCTURAL EPOXY. INSTALL NEW STAINLESS STEEL ANCHOR(S), MORTAR, AND SEALANT AS REQUIRED TO COMPLETE THE REPAIR. GRIND AND FINISH THE REPAIRED AREA FLUSH WITH THE ADJACENT STONE SURFACE SO THE REPAIR IS AS INCONSPICUOUS AS PRACTICABLE. MAINTAIN THE EXISTING PANEL ALIGNMENT, JOINT WIDTHS, AND PLANE WITH SURROUNDING PANELS.

RR2 CAREFULLY REMOVE THE FULL GRANITE PANEL WITHOUT DAMAGING ADJACENT CONSTRUCTION. REMOVE EXISTING ANCHORS, MORTAR, SEALANT, AND OTHER ASSOCIATED MATERIALS, AND PREPARE THE OPENING TO RECEIVE THE REPAIRED PANEL. REPAIR THE SALVAGED GRANITE PANEL BY MENDING THE FULL-WIDTH CRACK USING CONCEALED STAINLESS STEEL PINS AND STRUCTURAL EPOXY. REINSTALL THE REPAIRED PANEL, ALIGN THE PANEL FLUSH WITH ADJACENT STONE SURFACES, MAINTAINING CONSISTENT JOINT WIDTHS AND PLANE WITH SURROUNDING PANELS.

RR3 CAREFULLY REMOVE THE FULL GRANITE PANEL WITHOUT DAMAGING ADJACENT CONSTRUCTION. REMOVE EXISTING ANCHORS, MORTAR, SEALANT, AND OTHER ASSOCIATED MATERIALS, AND PREPARE THE OPENING TO RECEIVE THE REPAIRED PANEL. REINSTALL THE PANEL, ALIGN THE PANEL FLUSH WITH ADJACENT STONE SURFACES, MAINTAINING CONSISTENT JOINT WIDTHS AND PLANE WITH SURROUNDING PANELS.

RR4 IF PREVIOUSLY REPAIRED, REMOVE ALL EXISTING REPAIR MATERIALS AND THOROUGHLY CLEAN THE CRACK SURFACES. PREPARE THE CRACK AS REQUIRED BY THE EPOXY MANUFACTURER'S WRITTEN RECOMMENDATIONS, INCLUDING ROUTING, CLEANING, DRYING, AND OTHER SURFACE PREPARATION NECESSARY TO RECEIVE THE EPOXY INJECTION REPAIR. INJECT STRUCTURAL EPOXY TO FULLY FILL AND BOND THE CRACK. AFTER CURING, GRIND AND FINISH THE REPAIRED AREA FLUSH WITH THE ADJACENT STONE SURFACE SO THE REPAIR IS AS INCONSPICUOUS AS PRACTICABLE. COLOR THE REPAIRED AREA AS NECESSARY TO BLEND WITH THE ADJACENT STONE.

ELEVATION GENERAL NOTES

1. REFER TO TYPES & SCHEDULES FOR ALL EXTERIOR OPENINGS.
2. PROVIDE ALL LOUVER OPENINGS AS REQUIRED. COORDINATE WITH MECHANICAL CONTRACTOR FOR FINAL SIZE AND LOCATION.
3. ARCHITECTURAL ELEVATION 0' - 0" EQUALS CIVIL DATUM OF **32.53'**
4. ABBREVIATIONS ARE AS FOLLOWS:
   - A. CJ CONTROL JOINT
   - B. SJ SOFT JOINT
   - C. EJ EXPANSION JOINT
   - D. BEJ BUILDING EXPANSION JOINT
5. CLEAN ALL EXTERIOR SURFACES INCLUDING SOFFITS AT ELLICOTT ST. UNDERPASS, AND MAIN ENTRANCE ACCORDINGLY PER BASE BID AND ALTERNATE SCOPES OF WORK. REFER TO SPECIFICATIONS FOR CLEANING INSTRUCTIONS PER EACH SURFACE TYPE. REFER TO ALTERNATES SPECIFICATION.
6. REMOVE AND REPLACE ALL EXTERIOR JOINT SEALANTS ACCORDINGLY PER BASE BID AND ALTERNATE SCOPES OF WORK. REFER TO JOINT SEALANT FINISH MATRIX (A300), SPECIFICATIONS AND HAZARDOUS MATERIALS REPORT AND DRAWINGS. REFER TO ALTERNATES SPECIFICATION.
7. THE OWNER WILL PROVIDE THE TESTING RESULTS OF ASBESTOS CONTAINING MATERIALS (ACM) IN THE PROJECT AREA. IN THE CASE THAT ANY SUSPICIOUS MATERIALS ARE UNCOVERED OR QUESTIONED, LEAVE THE PREMISES AND NOTIFY THE OWNER & ABATEMENT CONTRACTOR FOR REQUIRED TESTING AND/OR REMOVALS.
8. IN THE CASE THAT ANY SUSPICIOUS MATERIALS ARE UNCOVERED THAT APPEAR TO CONTAIN HAZARDOUS MATERIALS SUCH AS BUT NOT LIMITED TO MOLD, LEAD PAINT OR ASBESTOS, LEAVE THE PREMISES AND NOTIFY THE OWNER & ABATEMENT CONTRACTOR FOR REQUIRED TESTING AND/OR REMOVALS.
9. ALL EXISTING EXTERIOR WALL MOUNTED EQUIPMENT TO BE REMOVED, SALVAGED AND RESET IN PLACE BY OWNER UNLESS NOTED OTHERWISE.

ELEVATION LEGEND

- BUILDING EXPANSION JOINT (BEJ)
- EXPANSION JOINT (EJ)
- CONTROL JOINT (CJ)
- EXISTING CAULK JOINTS
- DOORWAY TO REMAIN ACTIVE DURING BUSINESS HOURS AND AS INDICATED BY THE OWNER FOR SPECIAL EVENTS; ADA ACCESS TO BE MAINTAINED WHERE REQUIRED
- EXISTING MARBLE STONE
- EXISTING BLACK GRANITE STONE
- EXISTING RED GRANITE STONE
- PROVIDE NEW WEEPS ALONG THIS JOINT

ELEVATION KEYNOTES

E1 PROVIDE WEEPS ALONG HORIZONTAL PANEL JOINT AT EVERY VERTICAL JOINT
E2 PROVIDE EPOXY REPAIR AT EXISTING CRACK IN PLACE
E3 PROVIDE DUTCHMAN REPAIR AT FULL PANEL WIDTH AND PROVIDE STAINLESS STEEL PINS SPACED AT 12" O.C. MIN. - FOR WHITE MARBLE REPAIRS, CUT FROM SALVAGED STONE WHERE INDICATED. REFER TO DETAILS 3 / A801 AND 4 / A801.
E4 PROVIDE DUTCHMAN REPAIR AT PANEL CORNER AND PROVIDE STAINLESS STEEL PINS SPACED AT 12" O.C. MIN. - FOR WHITE MARBLE REPAIRS, CUT FROM SALVAGED STONE WHERE INDICATED. REFER TO DETAILS 1 / A801, 2 / A801, 5 / A801, AND 6 / A801.
E5 PROVIDE DUTCHMAN REPAIR AT FULL BANDING ACROSS PANELS AND PROVIDE STAINLESS STEEL PINS SPACED AT 12" O.C. MIN. - FOR WHITE MARBLE REPAIRS, CUT FROM SALVAGED STONE WHERE INDICATED. REFER TO DETAILS 7 / A801 AND 8 / A801.
E6 REMOVE AND RESET EXISTING PANEL IN PLACE
E7 REPAIR TILE AND MATCH EXISTING ADJACENT TILE PATTERN AND FINISH
E8 REMOVE AND SALVAGE EXISTING MARBLE PANEL AND PROVIDE NEW PANEL IN KIND
E9 REPAIR CRACKED CONCRETE BASE
E10 REMOVE ACM MEMBRANE FLASHING AND ACM-COATED COPPER FLASHING - REFER TO HAZARDOUS MATERIALS SCOPE OF WORK. REPAIR COMPROMISED STEEL STONE SHELF BY PREPARING EXISTING STEEL AND WELDING A CONTINUOUS STEEL REINFORCEMENT PLATE WITH STIFFENER PLATES AT VERTICAL STONE JOINTS. PROVIDE NEW COPPER THROUGH-WALL FLASHING COMPLETE WITH END DAMS, WEEPS, AND ACCESSORIES FOR A WATERTIGHT INSTALLATION. REFER TO DETAILS ON A801.
E11 REMOVE EXISTING EXPOSED HARDWARE AND STONE PLUGS. REMOVE AND REPLACE ONE FASTENER ASSEMBLY AT A TIME. CONTINUOUSLY SUPPORT THE STONE PANEL DURING THE WORK AND PROVIDE TEMPORARY SHORING OR BRACING AS REQUIRED TO PREVENT MOVEMENT, ROTATION, OR SETTLEMENT OF THE PANEL. CLEAN EXISTING THREADED RODS TO REMAIN. PROVIDE NEW STAINLESS STEEL HARDWARE MATCHING THE EXISTING TYPE, SIZE, AND CONFIGURATION. INSTALL NEW STONE PLUGS MATCHING THE EXISTING STONE AS CLOSELY AS POSSIBLE IN COLOR, MINERAL COMPOSITION, FINISH, AND VEINING. SET PLUGS FLUSH WITH THE ADJACENT STONE SURFACE USING A HIGH-STRENGTH STRUCTURAL EPOXY SUITABLE FOR EXTERIOR STONE APPLICATIONS. PROVIDE THE OWNER WITH TWELVE (12) ADDITIONAL MATCHING MARBLE PLUGS FOR ATTIC STOCK. REFER TO DETAILS 1 / A305 AND 2 / A305 .
E12 CLEAN, AND COAT EXISTING LETTERING IN PLACE WITH MATTE BLACK FINISH. REFER TO SPECIFICATIONS
E13 CLEAN EXISTING LETTERING IN PLACE. REFER TO SPECIFICATIONS
E14 REMOVE, CLEAN, AND PAINT EXISTING PLAQUE AND RESET IN PLACE

KEY PLAN
NTS

TRUE NORTH

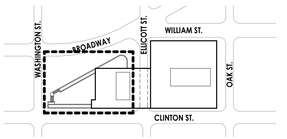

CPL | Architecture Engineering Planning
726 Exchange St Suite 920
Buffalo, NY 14210
CPLteam.com

NY ENGINEERING FIRM CERTIFICATE #0021419

PROJECT INFORMATION

Project Number
R25.17654.01

Client Name
ERIE COUNTY DEPARTMENT OF PUBLIC WORKS

Project Name
2025-2028 BECPL CAPITAL PROJECTS - EXTERIOR MARBLE RESTORATION

Project Address
1 LAFAYETTE SQUARE, BUFFALO, NY, 14203

PROJECT ISSUE & REVISION SCHEDULE

#	Date	Description

PROFESSIONAL STAMPS

REGISTERED ARCHITECT · PAUL DAVID DUDKOWSKI · 040822 · STATE OF NEW YORK

LICENSE EXPIRATION DATE: 08/31/2029

NEW YORK STATE EDUCATION DEPARTMENT

IT IS A VIOLATION OF THE NEW YORK STATE EDUCATION LAW AND THE COMMISSIONER'S REGULATIONS FOR ANY PERSON, UNLESS ACTING UNDER THE DIRECTION OF A LICENSED ARCHITECT, ENGINEER OR LAND SURVEYOR, TO ALTER AN ITEM IN ANY WAY. IF ANYTHING BEARING THE SEAL OF AN ARCHITECT, ENGINEER OR SURVEYOR IS ALTERED, THE ALTERING PARTY SHALL AFFIX TO THE ITEM THEIR SEAL AND THE NOTATION "ALTERED BY" FOLLOWED BY THEIR SIGNATURE AND THE DATE OF SUCH ALTERATION, AND A SPECIFIC DESCRIPTION OF THE ALTERATION.

SHEET INFORMATION

Issued	Scale
10/02/2026	As indicated
Project Status	
BID DOCUMENTS	
Drawn By	Checked By
JAE	EG/PD

Drawing Title
ENLARGED PLANTER WALL ELEVATIONS

Drawing Number
-
A304

10/2/2026 11:58:47 AM PROJECT FILES ON ACC

ALTERNATE 4 SCOPE.
REFER TO ALTERNATES FOR ALL WORK ON THIS SHEET

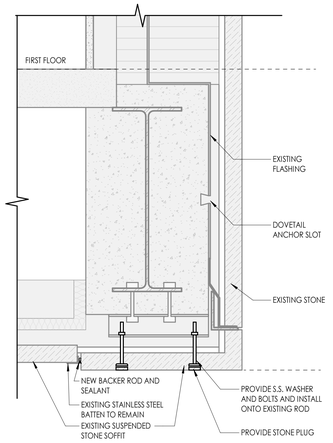

2 A305 **NEW - UNDERPASS SOFFIT & PANELS**
1 1/2" = 1'-0"

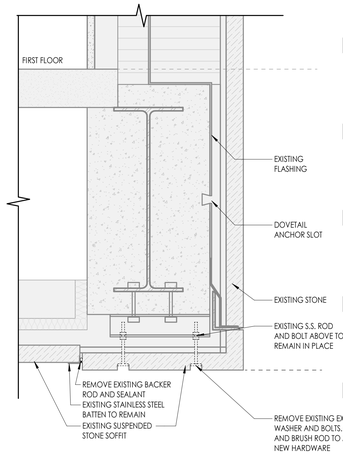

1 A305 **DEMO - UNDERPASS SOFFIT & PANELS**
1 1/2" = 1'-0"

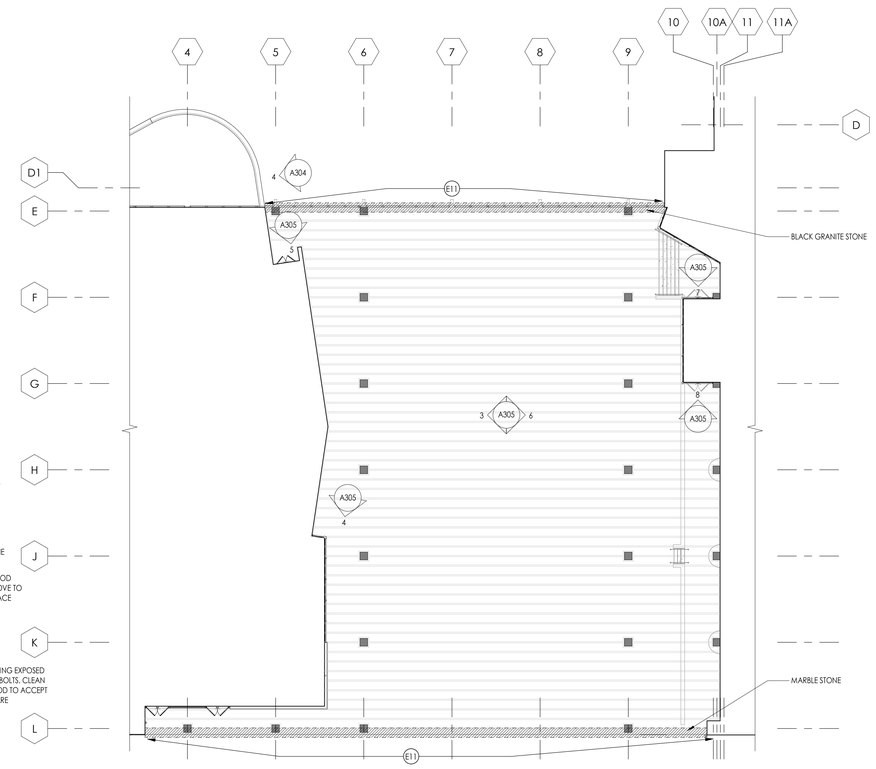

TRUE NORTH

A A305 **REFERENCE PLAN**
1/16" = 1'-0"

ELEVATION GENERAL NOTES

1. REFER TO TYPES & SCHEDULES FOR ALL EXTERIOR OPENINGS.
2. PROVIDE ALL LOUVER OPENINGS AS REQUIRED. COORDINATE WITH MECHANICAL CONTRACTOR FOR FINAL SIZE AND LOCATION.
3. ARCHITECTURAL ELEVATION 0' - 0" EQUALS CIVIL DATUM OF **32.53'**
4. ABBREVIATIONS ARE AS FOLLOWS:
   A. CJ CONTROL JOINT
   B. SJ SOFT JOINT
   C. EJ EXPANSION JOINT
   D. BEJ BUILDING EXPANSION JOINT
5. CLEAN ALL EXTERIOR SURFACES INCLUDING SOFFITS AT ELLICOTT ST. UNDERPASS, AND MAIN ENTRANCE ACCORDINGLY PER BASE BID AND ALTERNATE SCOPES OF WORK. REFER TO SPECIFICATIONS FOR CLEANING INSTRUCTIONS PER EACH SURFACE TYPE. REFER TO ALTERNATES SPECIFICATION.
6. REMOVE AND REPLACE ALL EXTERIOR JOINT SEALANTS ACCORDINGLY PER BASE BID AND ALTERNATE SCOPES OF WORK. REFER TO JOINT SEALANT FINISH MATRIX (A300), SPECIFICATIONS AND HAZARDOUS MATERIALS REPORT AND DRAWINGS. REFER TO ALTERNATES SPECIFICATION.
7. THE OWNER WILL PROVIDE THE TESTING RESULTS OF ASBESTOS CONTAINING MATERIALS (ACM) IN THE PROJECT AREA. IN THE CASE THAT ANY SUSPICIOUS MATERIALS ARE UNCOVERED OR QUESTIONED, LEAVE THE PREMISES AND NOTIFY THE OWNER & ABATEMENT CONTRACTOR FOR REQUIRED TESTING AND/OR REMOVALS.
8. IN THE CASE THAT ANY SUSPICIOUS MATERIALS ARE UNCOVERED THAT APPEAR TO CONTAIN HAZARDOUS MATERIALS SUCH AS BUT NOT LIMITED TO MOLD, LEAD PAINT OR ASBESTOS, LEAVE THE PREMISES AND NOTIFY THE OWNER & ABATEMENT CONTRACTOR FOR REQUIRED TESTING AND/OR REMOVALS.
9. ALL EXISTING EXTERIOR WALL MOUNTED EQUIPMENT TO BE REMOVED, SALVAGED AND RESET IN PLACE BY OWNER UNLESS NOTED OTHERWISE.

ELEVATION LEGEND

- BUILDING EXPANSION JOINT (BEJ)
- EXPANSION JOINT (EJ)
- CONTROL JOINT (CJ)
- EXISTING CAULK JOINTS
- DOORWAY TO REMAIN ACTIVE DURING BUSINESS HOURS AND AS INDICATED BY THE OWNER FOR SPECIAL EVENTS; ADA ACCESS TO BE MAINTAINED WHERE REQUIRED
- EXISTING MARBLE STONE
- EXISTING BLACK GRANITE STONE
- EXISTING RED GRANITE STONE
- PROVIDE NEW WEEPS ALONG THIS JOINT

ELEVATION KEYNOTES

- E1 PROVIDE WEEPS ALONG HORIZONTAL PANEL JOINT AT EVERY VERTICAL JOINT
- E2 PROVIDE EPOXY REPAIR AT EXISTING CRACK IN PLACE
- E3 PROVIDE DUTCHMAN REPAIR AT FULL PANEL WIDTH AND PROVIDE STAINLESS STEEL PINS SPACED AT 12" O.C. MIN. - FOR WHITE MARBLE REPAIRS, CUT FROM SALVAGED STONE WHERE INDICATED. REFER TO DETAILS 3 / A801 AND 4 / A801.
- E4 PROVIDE DUTCHMAN REPAIR AT PANEL CORNER AND PROVIDE STAINLESS STEEL PINS SPACED AT 12" O.C. MIN. - FOR WHITE MARBLE REPAIRS, CUT FROM SALVAGED STONE WHERE INDICATED. REFER TO DETAILS 1 / A801, 2 / A801, 5 / A801, AND 6 / A801.
- E5 PROVIDE DUTCHMAN REPAIR AT FULL BANDING ACROSS PANELS AND PROVIDE STAINLESS STEEL PINS SPACED AT 12" O.C. MIN. - FOR WHITE MARBLE REPAIRS, CUT FROM SALVAGED STONE WHERE INDICATED. REFER TO DETAILS 7 / A801 AND 8 / A801.
- E6 REMOVE AND RESET EXISTING PANEL IN PLACE
- E7 REPAIR TILE AND MATCH EXISTING ADJACENT TILE PATTERN AND FINISH
- E8 REMOVE AND SALVAGE EXISTING MARBLE PANEL AND PROVIDE NEW PANEL IN KIND
- E9 REPAIR CRACKED CONCRETE BASE
- E10 REMOVE ACM MEMBRANE FLASHING AND ACM-COATED COPPER FLASHING - REFER TO HAZARDOUS MATERIALS SCOPE OF WORK. REPAIR COMPROMISED STEEL STONE SHELF BY PREPARING EXISTING STEEL AND WELDING A CONTINUOUS STEEL REINFORCEMENT PLATE WITH STIFFENER PLATES AT VERTICAL STONE JOINTS. PROVIDE NEW COPPER THROUGH-WALL FLASHING COMPLETE WITH END DAMS, WEEPS, AND ACCESSORIES FOR A WATERTIGHT INSTALLATION. REFER TO DETAILS ON A801.
- E11 REMOVE EXISTING EXPOSED HARDWARE AND STONE PLUGS. REMOVE AND REPLACE ONE FASTENER ASSEMBLY AT A TIME. CONTINUOUSLY SUPPORT THE STONE PANEL DURING THE WORK AND PROVIDE TEMPORARY SHORING OR BRACING AS REQUIRED TO PREVENT MOVEMENT, ROTATION, OR SETTLEMENT OF THE PANEL. CLEAN EXISTING THREADED RODS TO REMAIN. PROVIDE NEW STAINLESS STEEL HARDWARE MATCHING THE EXISTING TYPE, SIZE, AND CONFIGURATION. INSTALL NEW STONE PLUGS MATCHING THE EXISTING STONE AS CLOSELY AS POSSIBLE IN COLOR, MINERAL COMPOSITION, FINISH, AND VEINING. SET PLUGS FLUSH WITH THE ADJACENT STONE SURFACE USING A HIGH-STRENGTH STRUCTURAL EPOXY SUITABLE FOR EXTERIOR STONE APPLICATIONS. PROVIDE THE OWNER WITH TWELVE (12) ADDITIONAL MATCHING MARBLE PLUGS FOR ATTIC STOCK. REFER TO DETAILS 1 / A305 AND 2 / A305 .
- E12 CLEAN, AND COAT EXISTING LETTERING IN PLACE WITH MATTE BLACK FINISH. REFER TO SPECIFICATIONS
- E13 CLEAN EXISTING LETTERING IN PLACE. REFER TO SPECIFICATIONS
- E14 REMOVE, CLEAN, AND PAINT EXISTING PLAQUE AND RESET IN PLACE

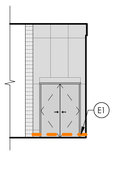

5 A305 **UNDERPASS ELEVATION**
1/8" = 1'-0"

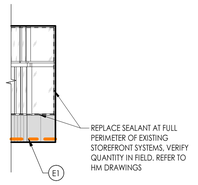

4 A305 **UNDERPASS ELEVATION**
1/8" = 1'-0"

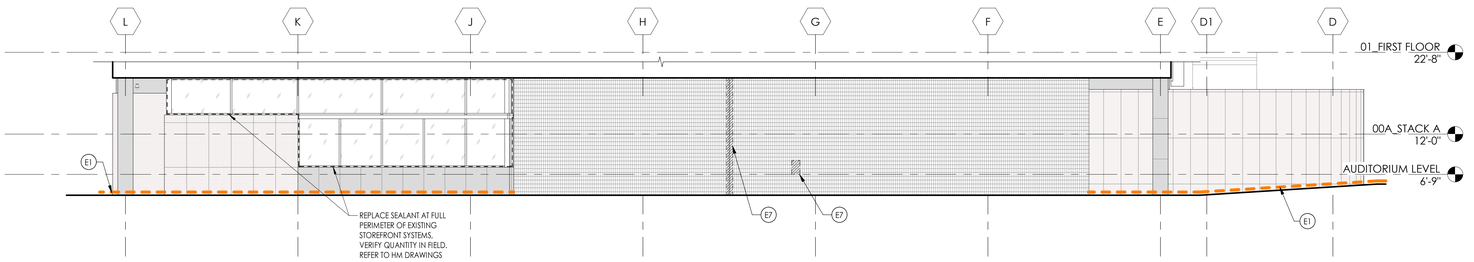

3 A305 **UNDERPASS ELEVATION**
1/8" = 1'-0"

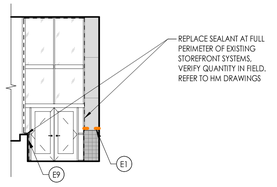

8 A305 **UNDERPASS SOUTH DOOR**
1/8" = 1'-0"

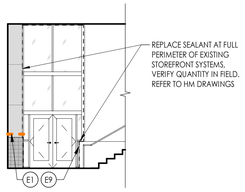

7 A305 **UNDERPASS NORTH DOOR**
1/8" = 1'-0"

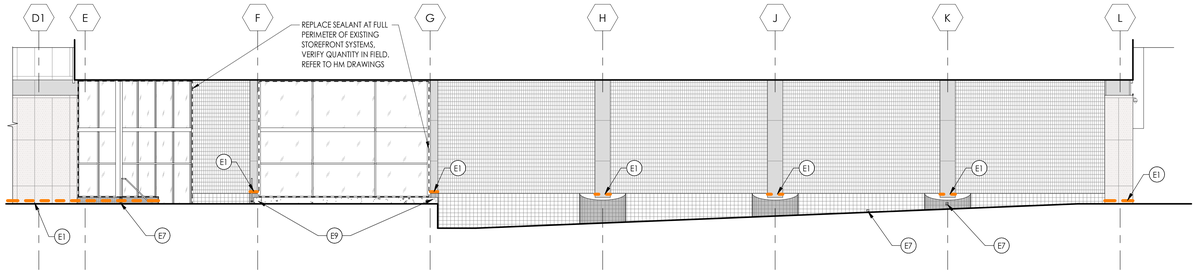

6 A305 **UNDERPASS ELEVATION**
1/8" = 1'-0"

KEY PLAN
NTS

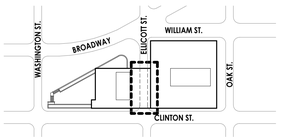

TRUE NORTH

CPL | Architecture Engineering Planning
726 Exchange St Suite 920
Buffalo, NY 14210
CPLteam.com

NY ENGINEERING FIRM CERTIFICATE #0021419

PROJECT INFORMATION

Project Number
R25.17654.01

Client Name
ERIE COUNTY DEPARTMENT OF PUBLIC WORKS

Project Name
2025-2028 BECPL CAPITAL PROJECTS - EXTERIOR MARBLE RESTORATION

Project Address
1 LAFAYETTE SQUARE, BUFFALO, NY, 14203

PROJECT ISSUE & REVISION SCHEDULE

#	Date	Description

PROFESSIONAL STAMPS

REGISTERED ARCHITECT · PAUL DAVID DUDKOWSKI · 040822 · STATE OF NEW YORK

LICENSE EXPIRATION DATE: 08/31/2029

NEW YORK STATE EDUCATION DEPARTMENT

IT IS A VIOLATION OF THE NEW YORK STATE EDUCATION LAW AND THE COMMISSIONER'S REGULATIONS FOR ANY PERSON, UNLESS ACTING UNDER THE DIRECTION OF A LICENSED ARCHITECT, ENGINEER OR LAND SURVEYOR, TO ALTER AN ITEM IN ANY WAY. IF ANY ITEM BEARING THE SEAL OF AN ARCHITECT, ENGINEER OR SURVEYOR IS ALTERED, THE ALTERING PARTY SHALL AFFIX TO THE ITEM THEIR SEAL AND THE NOTATION "ALTERED BY" FOLLOWED BY THEIR SIGNATURE AND THE DATE OF SUCH ALTERATION, AND A SPECIFIC DESCRIPTION OF THE ALTERATION.

SHEET INFORMATION

Issued	Scale
10/02/2026	As indicated
Project Status	
BID DOCUMENTS	
Drawn By	Checked By
JAE	EG/PD

Drawing Title
ELLICOTT STREET UNDERPASS

Drawing Number
-
A305

10/3/2026 11:58:48 AM PROJECT FILES ON ACC

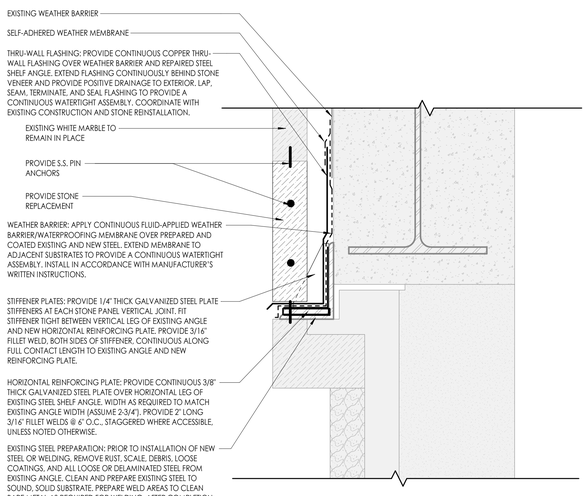

8a A801 **FULL DUTCHMAN REPAIR STEEL DETAIL**
3" = 1'-0"

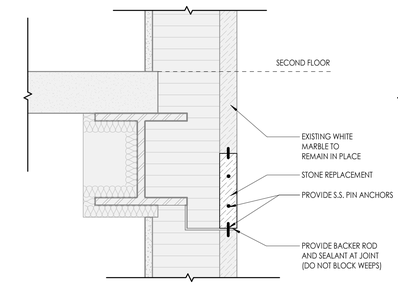

4 A801 **NEW - SECOND LEVEL PANELS - FULL DUTCHMAN**
1 1/2" = 1'-0"

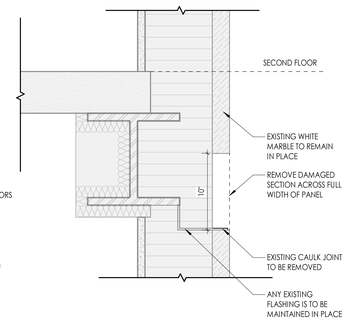

3 A801 **DEMO - SECOND LEVEL PANELS - FULL DUTCHMAN**
1 1/2" = 1'-0"

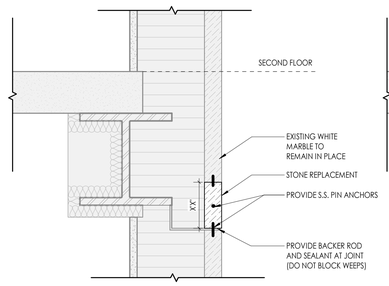

2 A801 **NEW - SECOND LEVEL PANELS - LOCALIZED DUTCHMAN**
1 1/2" = 1'-0"

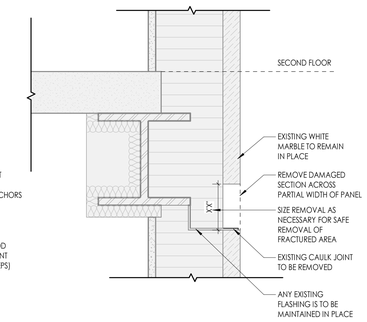

1 A801 **DEMO - SECOND LEVEL PANELS - LOCALIZED DUTCHMAN**
1 1/2" = 1'-0"

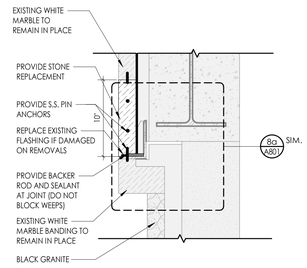

8 A801 **NEW - FIRST LEVEL PANELS - FULL DUTCHMAN**
1 1/2" = 1'-0"

NOTE:
SIMILAR DETAIL AT UPPER LEVEL WHERE INDICATED ON ELEVATIONS

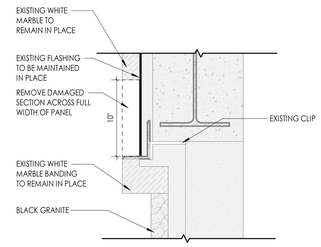

7 A801 **DEMO - FIRST LEVEL PANELS - FULL DUTCHMAN**
1 1/2" = 1'-0"

NOTE:
SIMILAR DETAIL AT UPPER LEVEL WHERE INDICATED ON ELEVATIONS

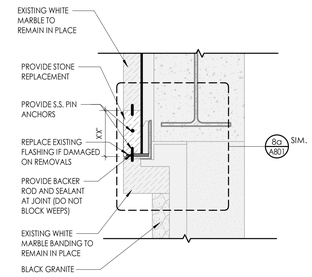

6 A801 **NEW - FIRST LEVEL PANELS - LOCALIZED DUTCHMAN**
1 1/2" = 1'-0"

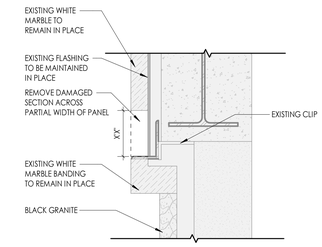

5 A801 **DEMO - FIRST LEVEL PANELS - LOCALIZED DUTCHMAN**
1 1/2" = 1'-0"

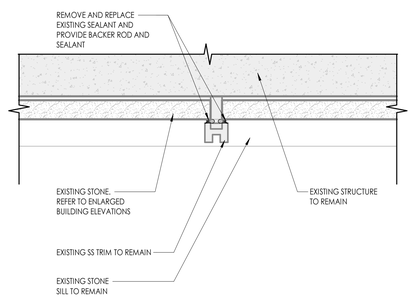

11 A801 **STAINLESS STEEL DETAIL**
1 1/2" = 1'-0"

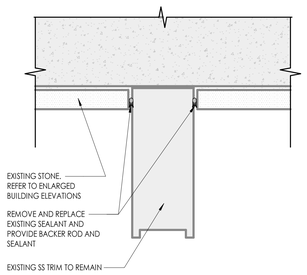

10 A801 **STAINLESS STEEL DETAIL**
1 1/2" = 1'-0"

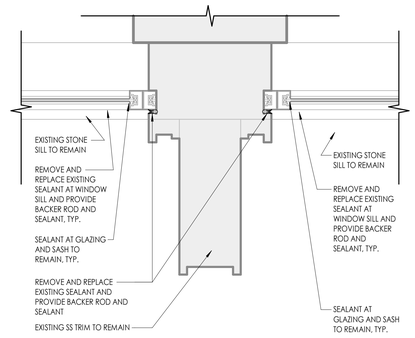

9 A801 **STAINLESS STEEL DETAIL**
1 1/2" = 1'-0"

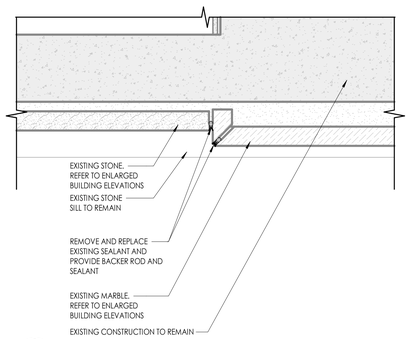

15 A801 **STONE JOINT DETAIL**
1 1/2" = 1'-0"

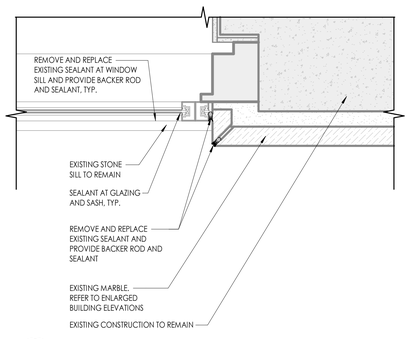

14 A801 **STONE JAMB DETAIL**
1 1/2" = 1'-0"

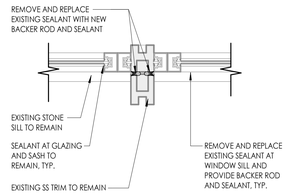

13 A801 **STAINLESS STEEL DETAIL**
1 1/2" = 1'-0"

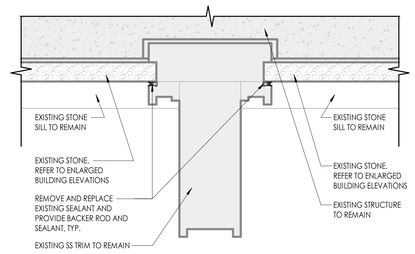

12 A801 **STAINLESS STEEL DETAIL**
1 1/2" = 1'-0"

CPL | Architecture Engineering Planning
726 Exchange St Suite 920
Buffalo, NY 14210
CPLteam.com
NY ENGINEERING FIRM CERTIFICATE #0021419

PROJECT INFORMATION
Project Number
R25.17654.01
Client Name
ERIE COUNTY DEPARTMENT OF PUBLIC WORKS
Project Name
2025-2028 BECPL CAPITAL PROJECTS - EXTERIOR MARBLE RESTORATION
Project Address
1 LAFAYETTE SQUARE, BUFFALO, NY, 14203

PROJECT ISSUE & REVISION SCHEDULE

#	Date	Description

PROFESSIONAL STAMPS

REGISTERED ARCHITECT · PAUL DAVID DUDKOWSKI · 040822 · STATE OF NEW YORK

LICENSE EXPIRATION DATE: 08/31/2029

NEW YORK STATE EDUCATION STATEMENT
IT IS A VIOLATION OF THE NEW YORK STATE EDUCATION LAW AND THE CORRESPONDING REGULATIONS FOR ANY PERSON, UNLESS ACTING UNDER THE DIRECTION OF A LICENSED ARCHITECT, ENGINEER OR LAND SURVEYOR, TO ALTER ANY ITEM ON THIS DOCUMENT BEARING THE SEAL OF AN ARCHITECT, ENGINEER OR SURVEYOR IS ALTERED, THE ALTERING PARTY SHALL AFFIX TO THE ITEM THEIR SEAL AND THE NOTATION "ALTERED BY" FOLLOWED BY THEIR SIGNATURE AND THE DATE OF SUCH ALTERATION, AND A SPECIFIC DESCRIPTION OF THE ALTERATION.

SHEET INFORMATION

Issued	Scale
10/02/2026	As indicated

Project Status
BID DOCUMENTS

Drawn By	Checked By
JAE	EG/PD

Drawing Title
DETAILS

Drawing Number
-
A801

10/5/2026 11:58:49 AM PROJECT FILES ON ACC

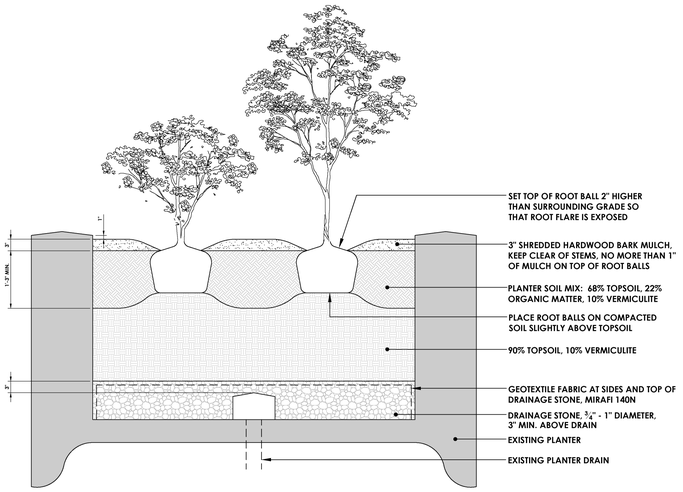

4 A802 **LANDSCAPE PLANTER DETAIL**
3/4" = 1'-0"

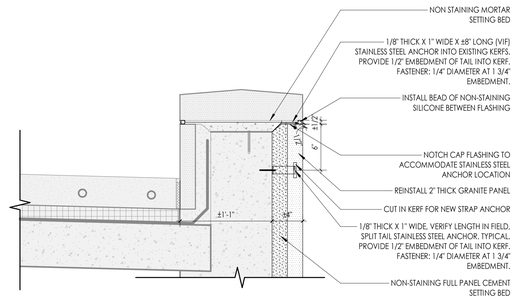

2 A802 **PLANTING BED DETAIL**
1 1/2" = 1'-0"

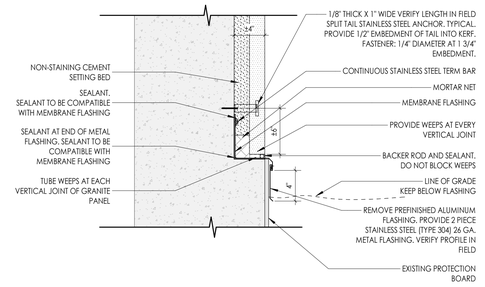

3 A802 **PLANTING BED DETAIL**
1 1/2" = 1'-0"

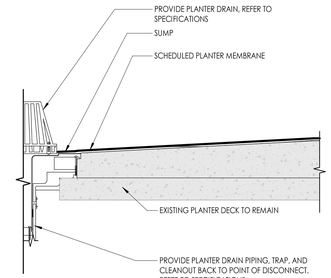

1 A802 **TYP. RETROFIT DRAIN KIT**
1 1/2" = 1'-0"

PLANTER KEYNOTES

P1 CAREFULLY REMOVE AND STORE ALL EXISTING TREES AND PLANTS TO BE SALVAGED IN ACCORDANCE WITH ANSI Z60.2-2025, THE AMERICAN STANDARD FOR NURSERY STOCK, WITH THE INTENT OF PRESERVING THE PLANTS FOR REINSTALLATION. PROTECT THE PLANTS FROM DAMAGE DURING REMOVAL, HANDLING, TRANSPORTATION, STORAGE, AND CONSTRUCTION ACTIVITIES. MAINTAIN THE PLANTS IN A HEALTHY CONDITION THROUGHOUT THE CONSTRUCTION PERIOD, INCLUDING WATERING, PRUNING, AND OTHER HORTICULTURAL CARE AS REQUIRED. REINSTALL THE PLANTS IN THEIR ORIGINAL LOCATION AND ORIENTATION UPON COMPLETION OF THE WORK, INCLUDING SOIL PREPARATION, STAKING, MULCHING, WATERING, AND ALL OTHER WORK REQUIRED TO ESTABLISH HEALTHY GROWTH. REPLACE PLANTS AT NO ADDITIONAL COST TO THE OWNER IF THEY ARE DAMAGED BEYOND RECOVERY OR HAVE FAILED TO SURVIVE DUE TO THE CONTRACTOR'S OPERATIONS OR INADEQUATE MAINTENANCE DURING THE CONSTRUCTION PERIOD. COORDINATE PLANTING WORK WITH GARDENER.

P2 REMOVE EXISTING SOIL, PLANTING MATERIALS, VEGETATION, AND CONCRETE PARGE COAT IN THEIR ENTIRETY. REMOVE ALL LOOSE, DETERIORATED, OR UNSUITABLE MATERIALS AND PREPARE THE EXISTING CONCRETE SUBSTRATE IN ACCORDANCE WITH THE WATERPROOFING MEMBRANE MANUFACTURER'S WRITTEN RECOMMENDATIONS, INCLUDING CLEANING, CRACK AND SURFACE DEFECT REPAIRS, AND PROFILING AS REQUIRED TO RECEIVE THE SPECIFIED WATERPROOFING MEMBRANE SYSTEM. PROVIDE A SOUND, CLEAN, DRY SUBSTRATE SUITABLE FOR INSTALLATION OF THE NEW WATERPROOFING SYSTEM. REPLACE PLANTING SOIL AND VEGETATION AS INDICATED AFTER COMPLETION OF THE WATERPROOFING WORK. COORDINATE PLANTING WORK WITH GARDENER. REFER TO DETAIL 4 / A802.

P3 WHERE REQUIRED TO ACCESS DAMAGED AREAS, CAREFULLY REMOVE AND STOCKPILE EXISTING PLANTER SOIL, PLANTINGS, MULCH, AND OTHER LANDSCAPE MATERIALS. REPAIR THE EXISTING WATERPROOFING MEMBRANE SYSTEM AT ALL DAMAGED LOCATIONS IN STRICT ACCORDANCE WITH THE EXISTING MANUFACTURER'S WRITTEN REPAIR PROCEDURES AND WARRANTY REQUIREMENTS. PERFORM ALL WORK NECESSARY TO MAINTAIN THE EXISTING WATERPROOFING WARRANTY, INCLUDING COORDINATION WITH THE MEMBRANE MANUFACTURER. USE OF APPROVED MATERIALS AND INSTALLERS, INSPECTIONS, AND DOCUMENTATION AS REQUIRED. RESTORE THE WATERPROOFING SYSTEM TO A COMPLETE, WATERTIGHT CONDITION, AND REINSTATE THE PLANTER WITH SALVAGED SOIL AND PLANTINGS WHERE SUITABLE, SUPPLEMENTING WITH NEW MATERIALS AS REQUIRED TO RESTORE THE PLANTER TO ITS PRECONSTRUCTION CONDITION.

P4 REMOVE EXISTING PANELS AND FLASHING. PROVIDE NEW FLASHING AND RESET EXISTING PANELS WITH STAINLESS STEEL ANCHORS

RR1 CAREFULLY SAWCUT AND REMOVE THE DAMAGED PORTION OF THE GRANITE PANEL, INCLUDING REMOVAL OF THE LOWER ANCHOR(S) AS REQUIRED TO FACILITATE THE REPAIR, WITHOUT DAMAGING ADJACENT STONE OR CONSTRUCTION. REMOVE EXISTING MORTAR, SEALANT, AND OTHER ASSOCIATED MATERIALS AS NECESSARY, AND PREPARE THE OPENING TO RECEIVE THE DUTCHMAN REPAIR. FABRICATE A NEW RED GRANITE DUTCHMAN TO MATCH THE EXISTING STONE IN COLOR, MINERAL COMPOSITION, FINISH, AND VEINING TO THE GREATEST EXTENT POSSIBLE. SECURE THE DUTCHMAN USING CONCEALED STAINLESS STEEL PINS AND STRUCTURAL EPOXY. INSTALL NEW STAINLESS STEEL ANCHOR(S), MORTAR, AND SEALANT AS REQUIRED TO COMPLETE THE REPAIR. GRIND AND FINISH THE REPAIRED AREA FLUSH WITH THE ADJACENT STONE SURFACE SO THE REPAIR IS AS INCONSPICUOUS AS PRACTICABLE. MAINTAIN THE EXISTING PANEL ALIGNMENT, JOINT WIDTHS, AND PLANE WITH SURROUNDING PANELS.

RR2 CAREFULLY REMOVE THE FULL GRANITE PANEL WITHOUT DAMAGING ADJACENT CONSTRUCTION. REMOVE EXISTING ANCHORS, MORTAR, SEALANT, AND OTHER ASSOCIATED MATERIALS, AND PREPARE THE OPENING TO RECEIVE THE REPAIRED PANEL. REPAIR THE SALVAGED GRANITE PANEL BY MENDING THE FULL-WIDTH CRACK USING CONCEALED STAINLESS STEEL PINS AND STRUCTURAL EPOXY. REINSTALL THE REPAIRED PANEL, ALIGN THE PANEL FLUSH WITH ADJACENT STONE SURFACES, MAINTAINING CONSISTENT JOINT WIDTHS AND PLANE WITH SURROUNDING PANELS.

RR3 CAREFULLY REMOVE THE FULL GRANITE PANEL WITHOUT DAMAGING ADJACENT CONSTRUCTION. REMOVE EXISTING ANCHORS, MORTAR, SEALANT, AND OTHER ASSOCIATED MATERIALS, AND PREPARE THE OPENING TO RECEIVE THE REPAIRED PANEL. REINSTALL THE PANEL, ALIGN THE PANEL FLUSH WITH ADJACENT STONE SURFACES, MAINTAINING CONSISTENT JOINT WIDTHS AND PLANE WITH SURROUNDING PANELS.

RR4 IF PREVIOUSLY REPAIRED, REMOVE ALL EXISTING REPAIR MATERIALS AND THOROUGHLY CLEAN THE CRACK SURFACES. PREPARE THE CRACK AS REQUIRED BY THE EPOXY MANUFACTURER'S WRITTEN RECOMMENDATIONS, INCLUDING ROUTING, CLEANING, DRYING, AND OTHER SURFACE PREPARATION NECESSARY TO RECEIVE THE EPOXY INJECTION REPAIR. INJECT STRUCTURAL EPOXY TO FULLY FILL AND BOND THE CRACK. AFTER CURING, GRIND AND FINISH THE REPAIRED AREA FLUSH WITH THE ADJACENT STONE SURFACE SO THE REPAIR IS AS INCONSPICUOUS AS PRACTICABLE. COLOR THE REPAIRED AREA AS NECESSARY TO BLEND WITH THE ADJACENT STONE.

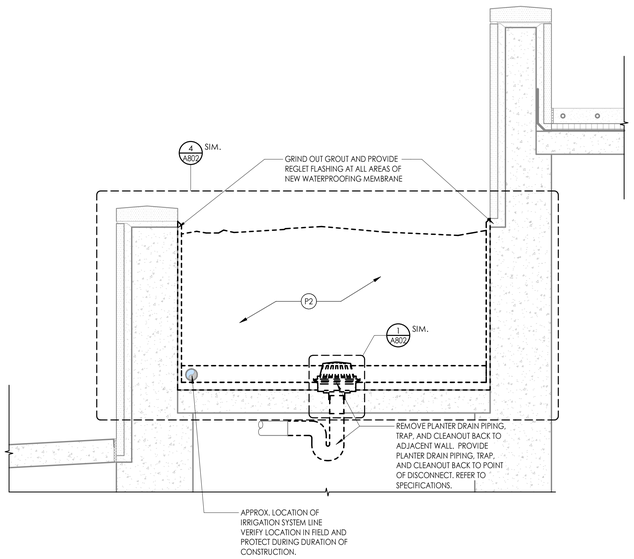

7 A802 **PLANTER D WALL SECTION**
3/4" = 1'-0"

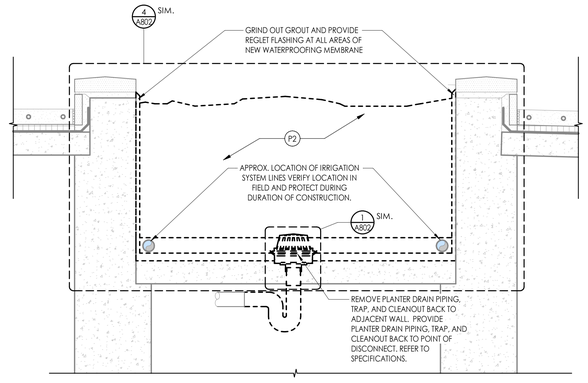

6 A802 **PLANTER C WALL SECTION**
3/4" = 1'-0"

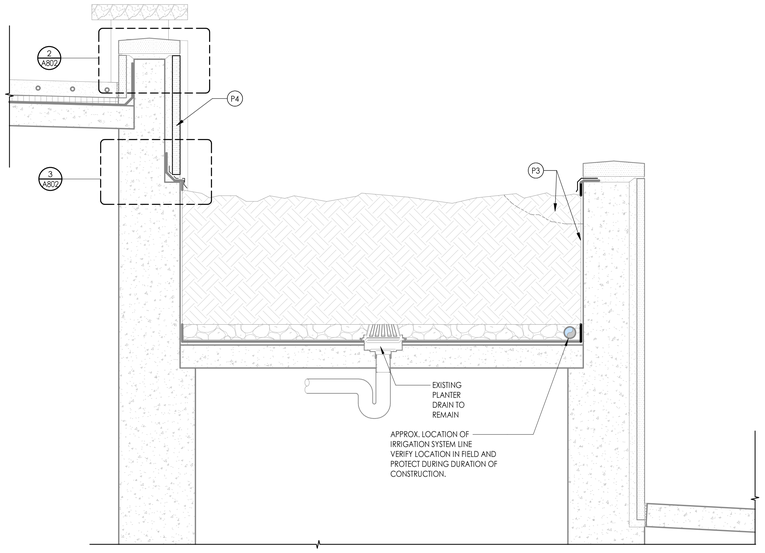

5 A802 **PLANTER A WALL SECTION**
3/4" = 1'-0"

CPL | Architecture Engineering Planning
726 Exchange St Suite 920
Buffalo, NY 14210
CPLeam.com
NY ENGINEERING FIRM CERTIFICATE #0021419

PROJECT INFORMATION

Project Number
R25.17654.01

Client Name
ERIE COUNTY DEPARTMENT OF PUBLIC WORKS

Project Name
2025-2028 BECPL CAPITAL PROJECTS - EXTERIOR MARBLE RESTORATION

Project Address
1 LAFAYETTE SQUARE, BUFFALO, NY, 14203

PROJECT ISSUE & REVISION SCHEDULE

#	Date	Description

PROFESSIONAL STAMPS

REGISTERED ARCHITECT · PAUL DAVID DUDKOWSKI · 040822 · STATE OF NEW YORK

LICENSE EXPIRATION DATE: 08/31/2029

NEW YORK STATE EDUCATION STATEMENT
IT IS A VIOLATION OF THE NEW YORK STATE EDUCATION LAW AND THE COMMISSIONER'S REGULATIONS FOR ANY PERSON, UNLESS ACTING UNDER THE DIRECTION OF A LICENSED ARCHITECT, ENGINEER OR LAND SURVEYOR, TO ALTER ANY ITEM ON THIS DOCUMENT IN ANY WAY. IF ANY ITEM BEARING THE SEAL OF AN ARCHITECT, ENGINEER OR LAND SURVEYOR IS ALTERED, THE ALTERING PARTY SHALL AFFIX TO THE ITEM THEIR SEAL AND THE NOTATION "ALTERED BY" FOLLOWED BY THEIR SIGNATURE AND THE DATE OF SUCH ALTERATION, AND A SPECIFIC DESCRIPTION OF THE ALTERATION.

SHEET INFORMATION

Issued	Scale
10/02/2026	As indicated

Project Status
BID DOCUMENTS

Drawn By	Checked By
JAE	EG/PD

Drawing Title
DETAILS

Drawing Number
-
A802

10/5/2026 11:58:50 AM PROJECT FILES ON ACC