

Wipes Clog Pipes

Flushable vs Dispersible:

Just because something is labeled “Flushable” doesn’t mean that it is also dispersible. Toilet paper, a flushable product, will break down and pass through a sanitary sewer system. **“Flushable wipes” will NOT!**

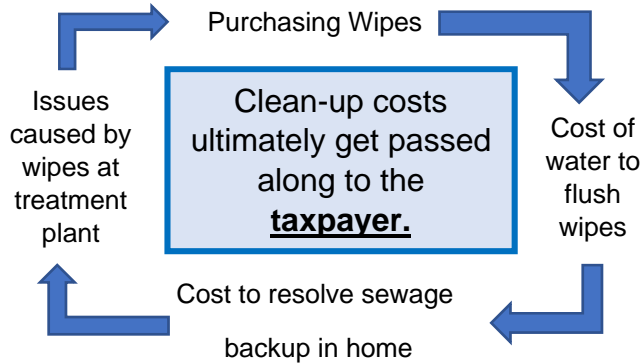
The Problem: “Flushable wipes” are non-dispersible, meaning the wipes do not break down like toilet paper. Wipes accumulate in the sewerlines and private laterals, causing blockages that are costly for both the homeowners and municipalities. Plugged sewers and blocked pumps cause backups in the sewer system... and it can happen at any time: 2:00am, weekends, holidays, etc. This requires ECSD crews to mobilize specialized equipment to address the issue. In the meantime, there could be a sanitary sewer overflow or sewage could backup into homes. Another problem is that the non-dispersibles do not necessarily always make it to the public sewer system. These items can also clog plumbing in homes or the private lateral pipe, which may also cause a sewage backup. If this is the case, the homeowner often times needs to call a plumber to correct the issue.



The Solution: You are the solution. Bring complaints about poor product labeling to the attention of the manufacturers. Educate your friends and family what can and cannot be flushed. Never dispose of wipes or similar non-dispersible items in the toilet.



Debris from “flushable wipes” are found in grinders and at pumping stations. This results in extra time and maintenance needed, limiting time and manpower to make other improvements to our sewer system.



Only the three P’s should be flushed down the toilet:

Pee, Poop, and (Toilet) Paper!



DEPARTMENT OF ENVIRONMENT & PLANNING - DIVISION OF SEWERAGE MANAGEMENT (DSM)

ERIE COUNTY SEWER DISTRICT (ECSD) NOS. 2, 3, 4

LOW PRESSURE GRINDER PUMP SYSTEM

HOMEOWNER’S MANUAL 2022

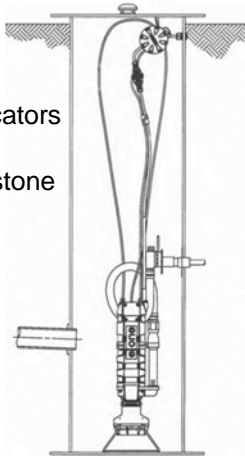
What is a Grinder Pump, and what is the Grinder Pump setup for?

- Generally, wastewater flows through the sewer system downhill. That is termed Gravity Fed. Due to the location of your property being at a lower elevation than these Gravity Fed sewerlines, a grinder pump is needed to pump your wastewater up to them. A grinder pump system contains a control box, tank, grinder pump and the forcemain pipe that it flows through.
- Wastewater from your home is collected into a tank outside. The grinder pump is inside the tank. The grinder pump works almost like a garbage disposal. It grinds up your sewerage into small pumpable pieces. It will pump the wastewater up and out of the tank to a forcemain sewerline, which in turn discharges into a gravity sewerline. The gravity system flows to the Water Resource Recovery Facility (WRRF) for treatment.

**Information – www.erie.gov/dsm
Questions – DSM@erie.gov**

What are the homeowner's responsibilities for optimal grinder pump functioning?

- Keep access to the grinder pump control box, and the grinder tank free from debris. Examples: shrubbery, trees, stone, decorative landscaping and ornamental lawn furnishings.
- **Do Not** dispose of any of the following into sinks or toilets, due to the fact that they may cause grinder pump failure or clogging of your sewer system:
 - "Flushable" or baby wipes/products
 - Fats, Oils and Grease
 - Cigarette butts
 - Q-tips or swabs
 - Sanitary napkins/Applicators
 - Plastics
 - Glass, metal, wood or stone
 - Flammable materials
 - Dishtowels/rags
 - Dental floss
 - Prophylactics
 - Rubber gloves
 - Hair clippings
 - Chemicals



What should you do if a grinder control box alarm goes off, or lights up?

- Silence the alarm. On the bottom left side of the control box there is a button that can be pressed to silence the alarm.
- Restrict water usage.
- Contact us immediately at the appropriate number.



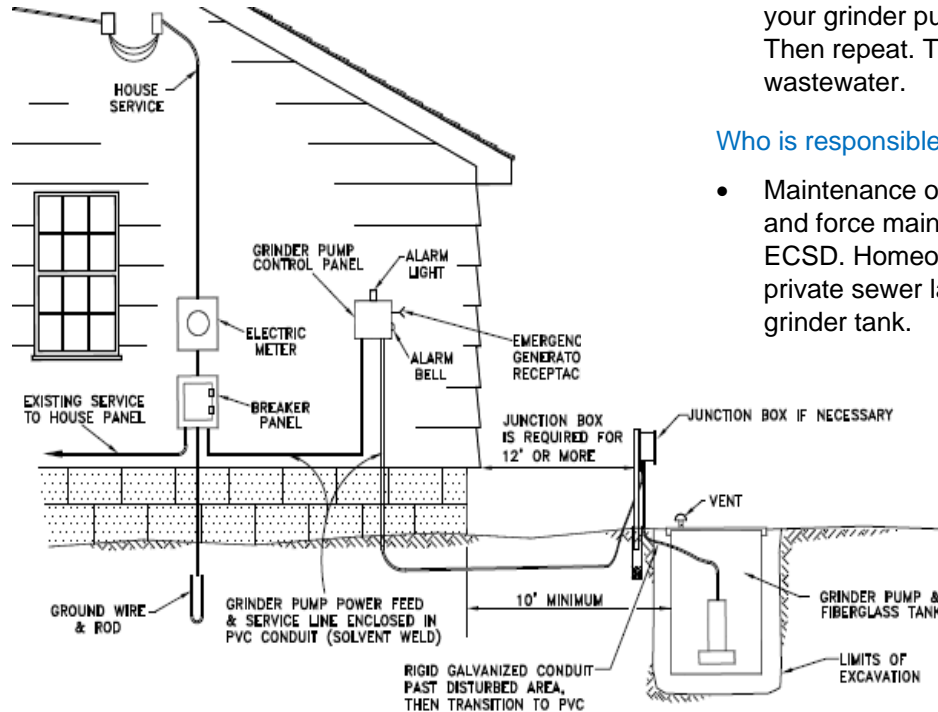
Boston and Hamburg Area
 ECSD 3 Southtowns WRRF Central Region
 716-823-8188

Holland Area
 ECSD 3 Holland WRRF Central Region
 716-537-9049

Lakeview, Evans, Eden, and Brant-Farnham
 ECSD 2 Big Sister Creek WRRF Southern Region
 716-549-3161

Lancaster Area
 ECSD 4 Northern Region Office
 716-684-1234

All areas after normal business hours (Monday-Friday 8am-4pm)
 Southtowns WRRF - Central Region Office
 716-823-8188



What do you do in the event of a power outage?

- If you are experiencing a power outage try to limit your water usage. Your grinder pump is run by your electric power source. Therefore, if your power is out your grinder pump is not working.
- Do not be worried if the grinder pump alarm sounds, or lights up after the power outage. Your tank may have filled up and needs time to pump down. You can silence the alarm. If after an hour's time the alarm light is still activated contact us.
- Notify us beforehand in the event of electric disconnect or shut off.

What do I do if I'm going on vacation?

- Nothing changes with your grinder pump. To help with odor problems while you are gone, or when you get back, you can flush your system. Run water inside your house till your grinder pump turns on and then off. Then repeat. This purges your system of wastewater.

Who is responsible for grinder pumps?

- Maintenance of the grinder pump system and force main on your property is by the ECSD. Homeowners are responsible for the private sewer lateral from the house to the grinder tank.

Annual maintenance and electrical inspection for the tank, grinder pump and control box are provided by ECSD at no extra cost to you.