

**Erie County Opiate Epidemic Task Force
Erie County Fire Training Academy
Quarterly Meeting
8/2/2021
Agenda**

Sign on – (9:50 - 10am)

Welcome, housekeeping, introduction of agenda – (10 am – 10:05am)

Workgroup report out – 5 – 10 minutes each

- a. Providers – Dr. Burstein (10:05 – 10:15)
- b. Community Education and Prevention – Barb Burns (10:15 – 10:25)
- c. Treatment Providers – (10:25 – 10:35)
- d. REAP – (10:35 – 10:45)
- e. Family and Consumers – Deb Smith (10:45 – 10:55)
- f. Naloxone – Cheryll Moore (10:55 – 11:05)
- g. Hospitals and Emergency Departments – (11:05 – 11:15)

Updated funding in the community – (11:15 – 11:40)

- a. DHHS SAMHSA award with NYSDOH over 4 years to expand naloxone training and access in the 8 WNY counties, and expand the response after overdose project utilizing a local peer response and the ODMAP notification system – Elizabeth Terranova, Project Coordinator – SUD
- b. COAP Funding – Category 1 – Opioid Mortality Review Board – Kelly Sipolo – Preliminary report of findings, request for member feedback at Kelly.sipolo@erie.gov by September 1, 2021.
- c. COAP funding – Category 3 – Probation Opioid unit
- d. Healing Communities Study – grant from Columbia University to expand work in the city of Buffalo to decrease opioid deaths by 40% over life of the study using evidence-based interventions determined through a team approach using data. Taylor Winter, Project Coordinator – SUD
- e. COSSAP award – increase Peers and New York MATTERS (Medication Assisted Treatment and Emergency Referrals) with local police departments and department of probation in a fully virtual way.
- f. SAMHSA one time funding

Response to questions in the Chat, (11:40 am – 12 noon)

Thank you! – next meeting: Monday, November 8, 2021



**Erie County
Department of
Health**



Public Health
Prevent. Promote. Protect.



Erie County
Opiate Epidemic
Task Force

ERIE COUNTY OPIOID OVERDOSE DATA

HEALTH CARE PROVIDER EDUCATION AND POLICY REFORM ACTIVITIES ACTIVITIES UPDATE



**Erie County
Department of
Health**



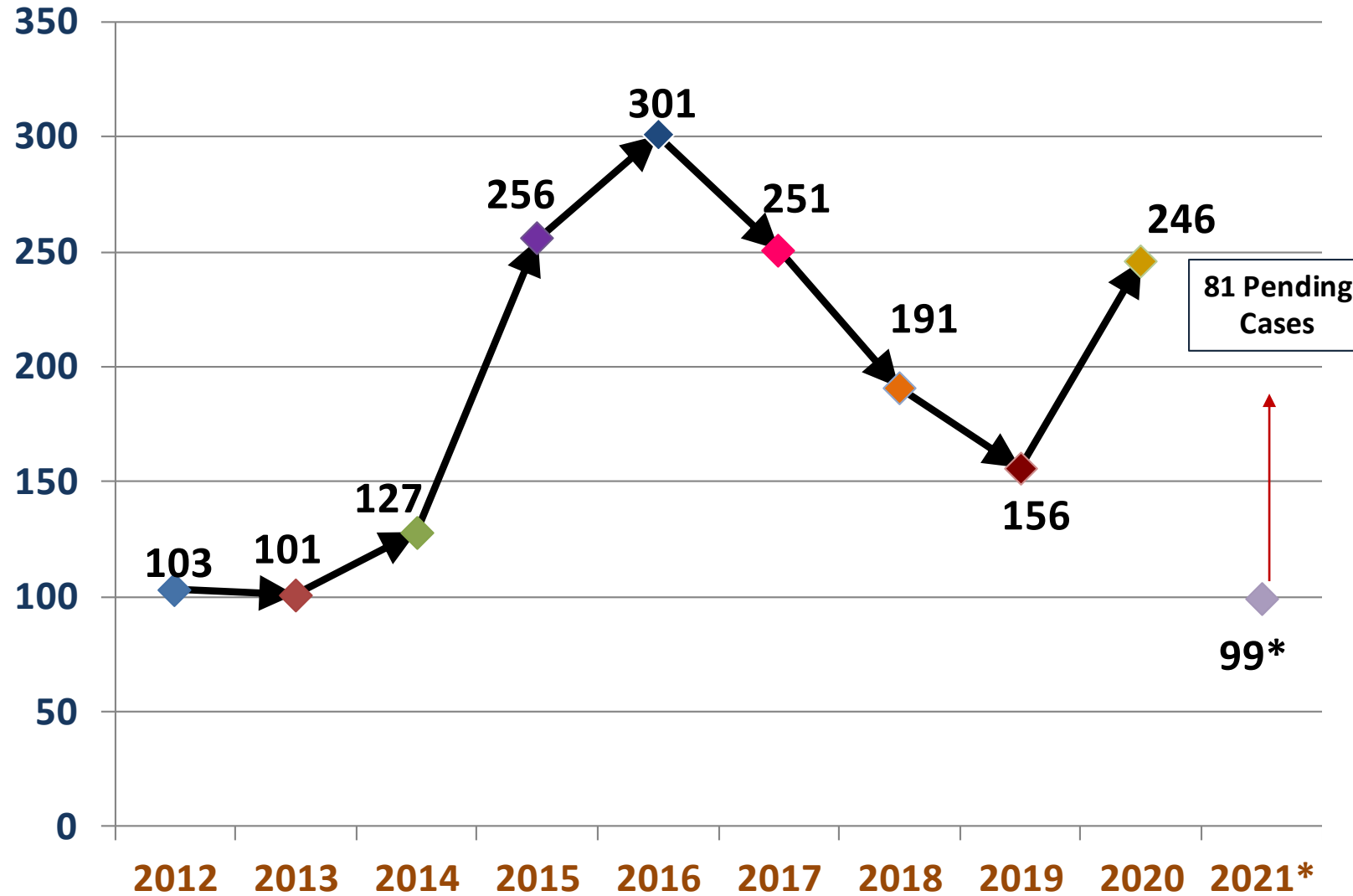
Public Health
Prevent. Promote. Protect.

OPIOID RELATED DEATHS ERIE COUNTY

As of 7/22/2020

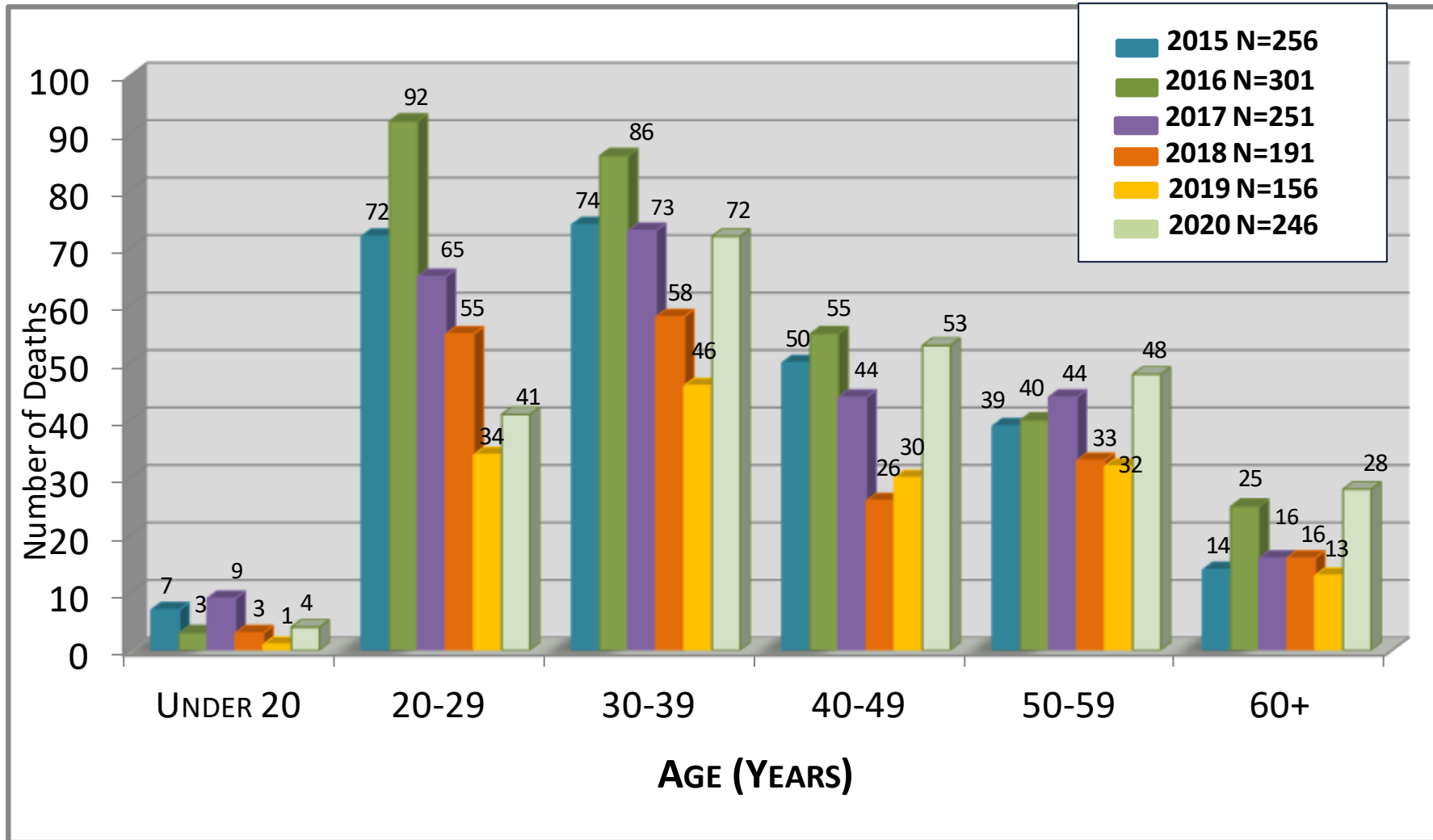
2012 – 2021* OPIOID RELATED DEATHS

ERIE COUNTY



SOURCE: ERIE COUNTY MEDICAL EXAMINERS OFFICE, *CLOSED CASES REPORTED THRU 7/22/2021

2015 – 2020 ERIE COUNTY OPIOID RELATED DEATHS BY AGE



- Average Age of Overdose Victim = 38.3 yrs (16yrs – 83 yrs)

Erie County Census Estimate

Erie County Opioid Overdoses

	Population % (N=919,719)	2018 Overdose % (N=191)	2019 Overdose % (N=156)	2020 Overdose % (N=246)
Race/Ethnicity				
White	81%	79%	78% ➡	71%
Black or African American	15%	10%	10% ➡	19%
Other	5%	3%	4%	2%
Hispanic	6%	7%	8%	8%
Gender				
Female	52%	30%	27%	30%
Male	48%	70%	73%	70%
Age				
20-29	14%	29% ➡	22% ➡	17%
30-39	13%	30% ➡	29% ➡	30%
40-49	11%	14% ➡	19% ➡	26%
50-59	14%	17% ➡	21% ➡	19%
60+	25%	8% ➡	8% ➡	10%

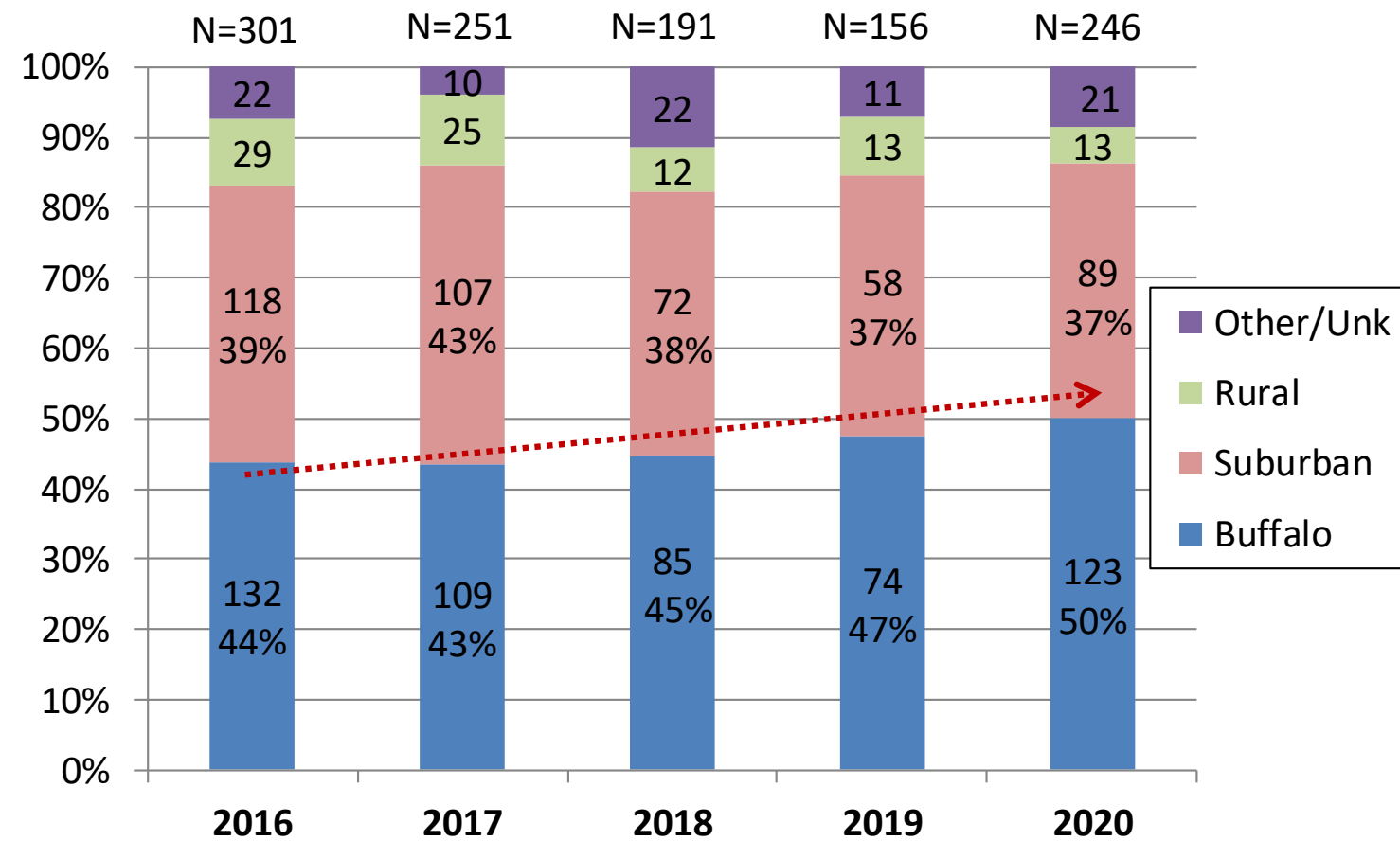


Buffalo
28% of persons who live in
Erie County reside in the
City of Buffalo

- SUBURBAN TOWNS:**
- AMHERST
 - CHEEKTOWAGA
 - CLARENCE
 - GRAND ISLAND
 - HAMBURG
 - LACKAWANNA
 - LANCASTER
 - ORCHARD PARK
 - TONAWANDA
 - WEST SENECA

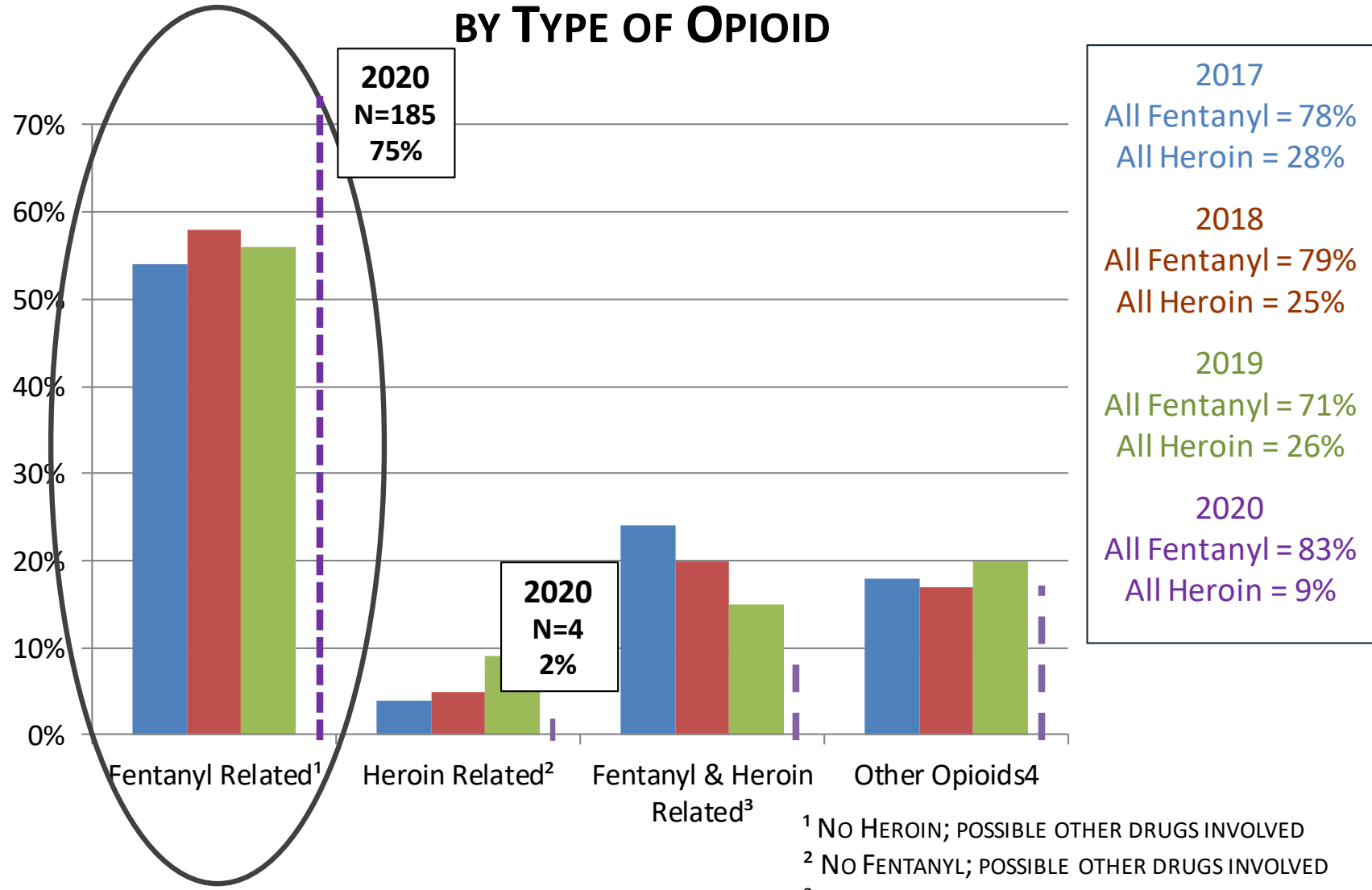
- RURAL TOWNS:**
- ALDEN
 - AURORA
 - COLDEN
 - COLLINS
 - CONCORD
 - EDEN
 - ELMA
 - EVANS
 - GOWANDA
 - HOLLAND
 - MARILLA
 - NEWSTEAD
 - NORTH COLLINS
 - SARDINIA

2016 – 2020 PERCENT OF ERIE COUNTY OPIOID RELATED DEATHS BY RESIDENCE



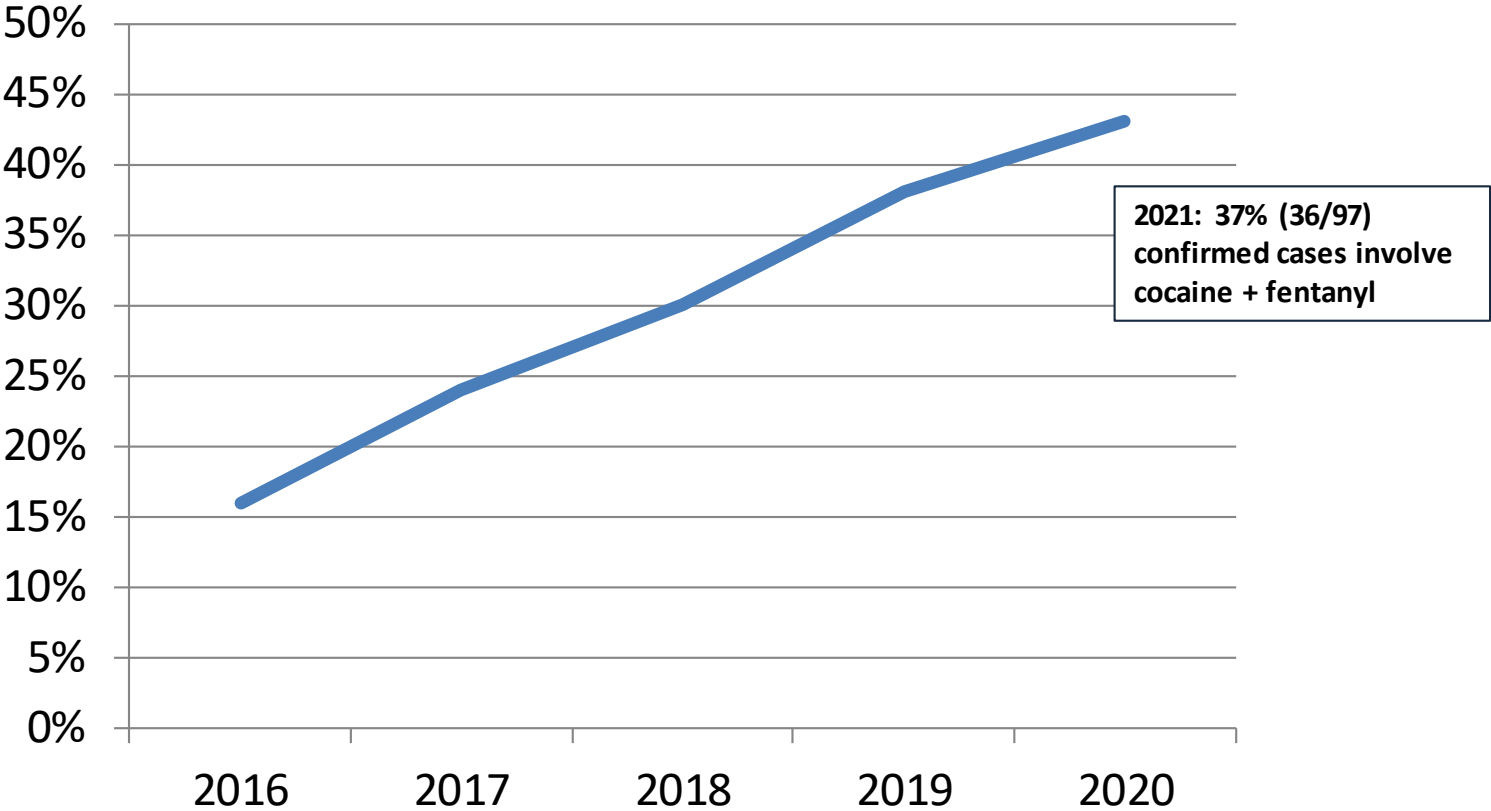
SOURCE: ERIE COUNTY MEDICAL EXAMINERS OFFICE

2017 – 2020 PERCENT OF ERIE COUNTY OPIOID RELATED DEATHS BY TYPE OF OPIOID



¹ NO HEROIN; POSSIBLE OTHER DRUGS INVOLVED
² NO FENTANYL; POSSIBLE OTHER DRUGS INVOLVED
³ POSSIBLE OTHER DRUGS INVOLVED
⁴ NO FENTANYL OR HEROIN; POSSIBLE OTHER DRUGS INVOLVED

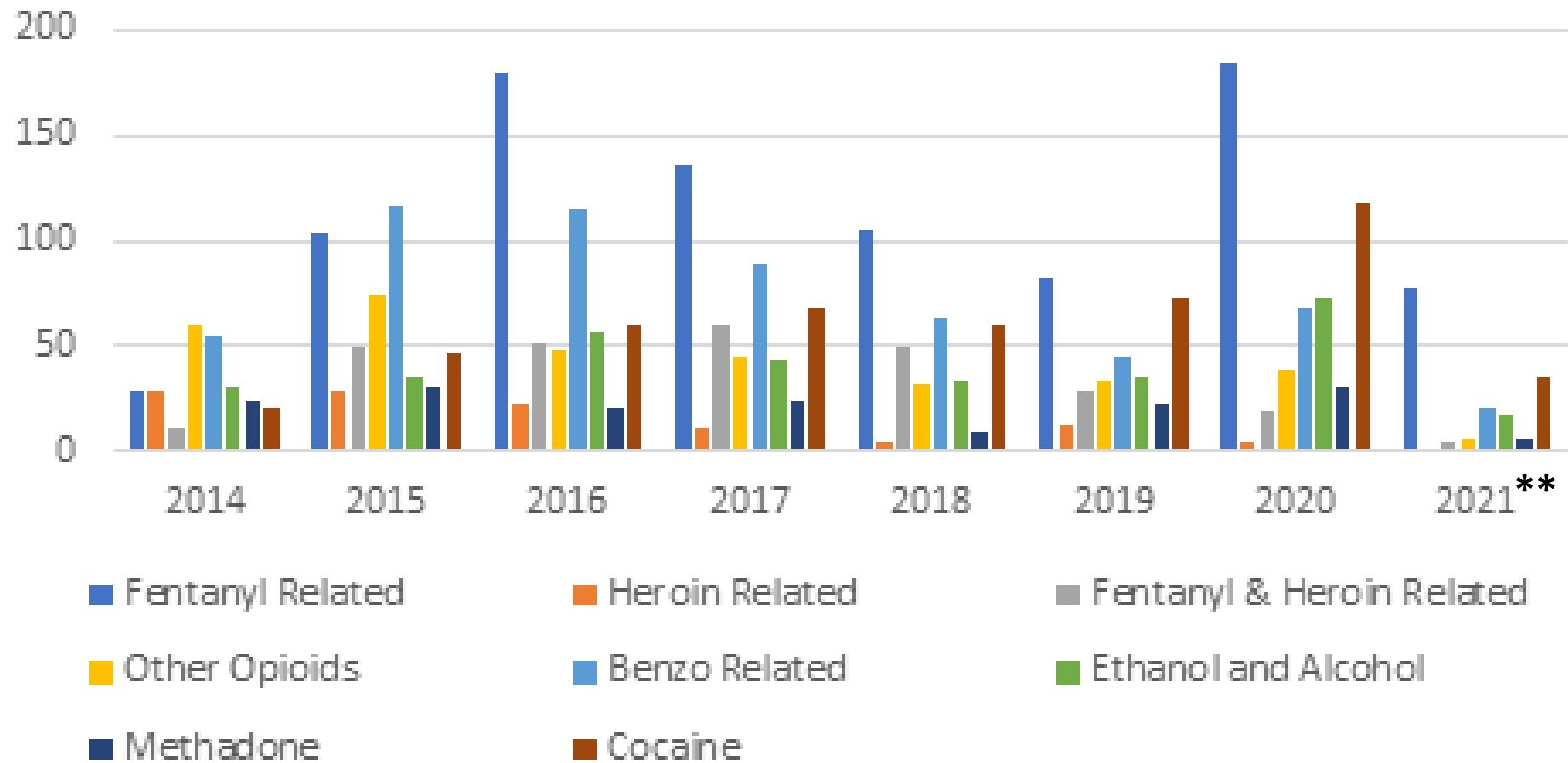
2016 – 2020 PERCENT OF ERIE COUNTY OPIOID RELATED DEATHS ASSOCIATED WITH FENTANYL¹ AND COCAINE



48% (117/246) of all confirmed 2020 opioid related deaths involved cocaine

¹Includes all Fentanyl related deaths.

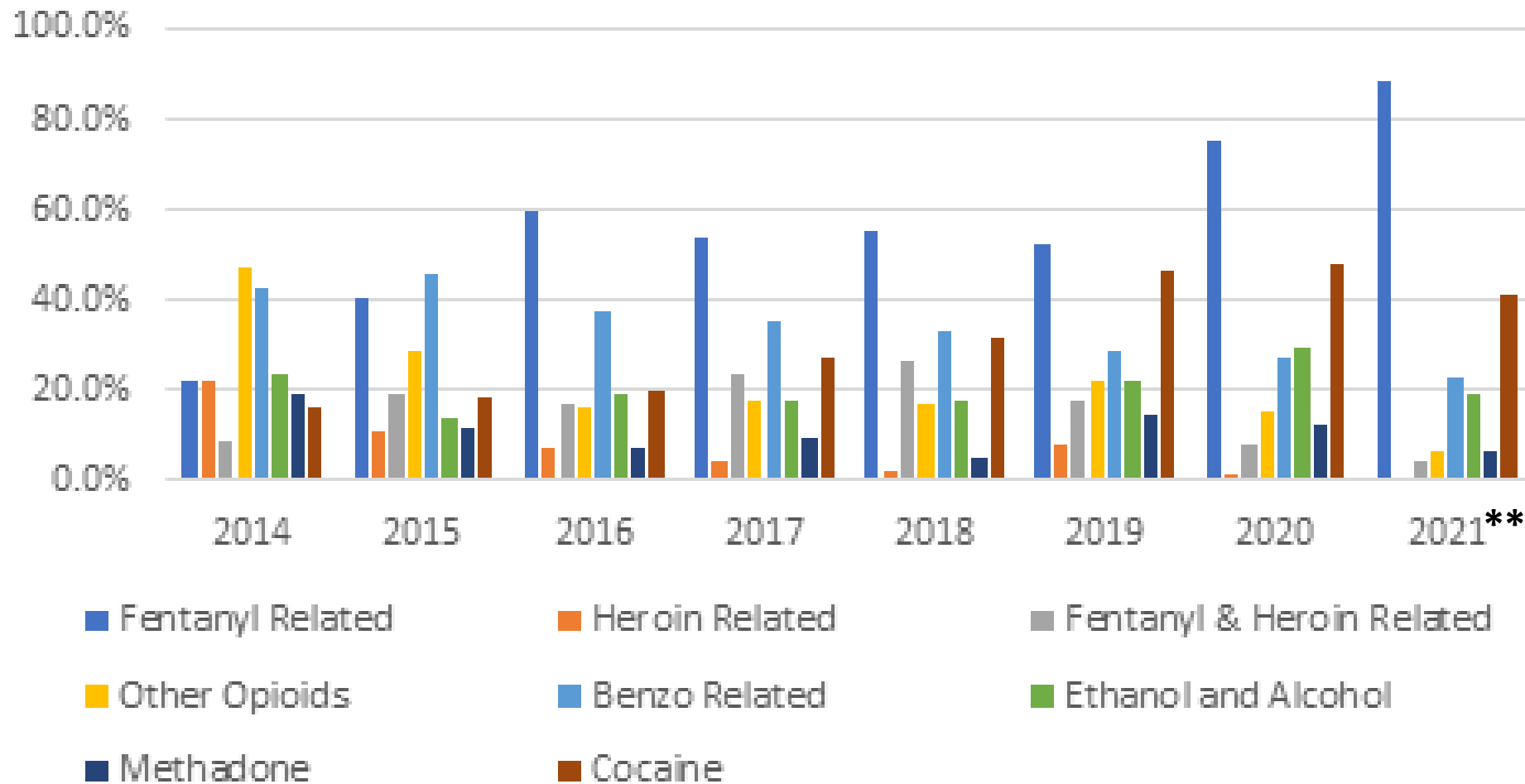
Toxicology Results, by Year, Raw Count*



*Erie County Medical Examiner's Office toxicology test results

**2021 data through April

Toxicology Results, % of Deaths, per Year *



*Erie County Medical Examiner's Office toxicology test results

**2021 data through April

Primary Care Champions Project

- UB|MD Family Medicine (Dr. Tilda Doscher) training primary care practitioners to incorporate OUD treatment into their practices:
 - Working with Horizon and Endeavor as Hubs to connect to Spoke physicians
- Challenges with 2nd provider cohort due to COVID-19
 - Not meeting in person creates change in the group dynamics
 - Primary care suffered with staffing and finances during past year
 - Difficult to focus on new projects
- DEA X waiver challenges
 - Application process confusing and time-consuming
 - Easy to lose momentum waiting for X waiver approval
- Primary care practitioners and offices need education
- Primary care offices disincentivized with inadequate reimbursement for provision of general SUD treatment and buprenorphine prescribing
 - Behavioral health setting reimbursements exceeds primary care office
 - Reflects medicine's view of SUD as a behavior rather than chronic medical illness



**Erie County
Department of
Health**



Public Health
Prevent. Promote. Protect.

Comments and Questions

Erie County Opiate Task Force

Community Education and Prevention Committee

Goals

- Educate the community about the current status of the opioid epidemic in Western New York and addiction in general
- Provide awareness, guidance, and direction to those directly and indirectly impacted by the crisis
- AND promote, encourage and educate the community about prevention

What's Going On?

- Who's doing what?
- Promote
- Media presence

What's Going On?

- ◉ Pain pamphlet
- ◉ What should patients know/ask before receiving prescription medications from their physician
- ◉ Gathered info/Draft/Share/Review
- ◉ EXCITING NEWS!



Erie County

Opiate Epidemic

Task Force

Quarterly Meeting
August 2, 2021

Treatment Workgroup



Acting Co-Chair:
John Grieco, MS CRC
Assistant Commissioner
Erie County Dept of Mental Health

Co-Chair:
To be determined.

-
- Thank you **Julie Gutowski** for your dedicated service to the Opioid Epidemic Task Force and the SUD Treatment Committee!





Erie County Department of Mental Health Updates

- **ECDMH Submitted an application** to [Bureau of Justice Administration](#) for \$1,200,000 (\$400,000 per year for 3 years) to establish the Erie County Evidenced-Based Case Management Initiative for Adult Drug Treatment Courts.
 - Partnerships between the Erie County Department of Mental Health, the [New York 8th Judicial District](#), [County Public Health](#), [advocates](#), and the [SUNY at Buffalo Research Evaluation](#)
 - Will enhance services to individuals at [high risk for substance abuse](#) to include:
 - a court-based case management intervention program to prioritize and [expedite treatment and recovery services](#);
 - a post-booking [enhanced case management treatment program alternative-to-incarceration](#) program; and
 - evidence-based treatment including [medication-assisted treatment \(MAT\)](#) as well as the MISSION-CJ (Maintaining Independence and Sobriety through Systems Integration, Outreach, and Networking - Criminal Justice) recovery support case management model that is trauma responsive.
- Collaborating with the [Erie County Department of Health](#) to provide them [funding](#) to help broaden their existing [educational messaging](#) about the dangers of Fentanyl.

BestSelf Behavioral Health Updates

Mobile & Community Based SUD Treatment

What We Do:

- Fully mobile teams including nurses, counselors, peers & telemedicine.
- Seeing high risk people in the community for treatment.
- Use of peers to assist those who previously could not link or stay linked to treatment.




Rapid Access to Medication Assisted Treatment

Rapid access appointments to Medication Assisted Treatment within 24-48 hours of the initial referral for medication such as Buprenorphine and Vivitrol.



Must be 18+ years or older and have a SUD diagnosis. Primarily the team is looking to engage anyone that has a barrier with linking to SUD treatment in Erie and Niagara Counties.



Medication Assisted Treatment in Erie County Standard of care for OUD

Methadone Capacity

- **Waitlist information:**
 - November 2017: 228
 - January 27, 2020: 127
 - April 28, 2020: ~ 220
 - July 29, 2020: 114
 - October 29, 2020: 124
 - January 26-28, 2021: ~101
 - July, 2021: 93
- **Census Trends:**
 - January 2016: 1272
 - January 2018: 1834
 - April 28, 2020: 2544
 - July 29, 2020: 2378
 - October 29, 2020: 2397
 - January 26-28, 2021: 2426
 - July, 2021: 2483



Treatment Provider Workgroup

- ☐ The work group continues to meet monthly with representation of treatment and prevention providers, family members, peers, hospitals, treatment court representation, managed care representation, Erie County staff as well as representation from NYS OASAS.
- ☐ Meetings are generally monthly; face to face and/or conference calls.
- ☐ After a community survey and workgroup discussion, the workgroup establish four priority areas of focus for the next 12-18 months.
- ☐ Presently, the Committee is in process of reviewing its priorities and establishing its next areas of focus.



Treatment Workgroup: 4 Priority Committees

Adults

- Increase access to SUD Housing
- Increase access to MAT in Community with focus on primary care

Youth & Adolescents

- Improve access to Psychiatric Medication/Co-occurring treatment
- Improve/enhance family supports/education



Committee Updates:

- **Family Education/Support:**
 - **Facilitator: Julie Gutowski, gutowskij@shswny.org**
 - Created an info graph to provide to families when their loved ones are in treatment or in potentially need of treatment.
 - Forwarded to 211, ECDMH website, Treatment Committee membership, Addiction Hotline, and the Task Force Website.

Sharp Increase in Number of Opioid Related Deaths in 2020

Almost 20% of adults in the US have a mental health condition



Things to Know about Addiction and Mental Health:

- **THERE IS HOPE.** Individuals recover from addiction and mental health conditions every day. An individual can take concrete steps to put the symptoms into remission.
- Get trained and carry Narcan (a nasal spray which temporarily reverses an opioid overdose). More information can be found by searching Narcan on YouTube or texting Erie County Department of Health at 716.225.5473 to get Narcan mailed to you.
- Addiction and mental health conditions are both diseases, not a moral failing or personality defect. Both are lifelong, chronic diseases of the brain.
- There are treatment options available. Just as each person is unique, there are many different options available to treat addiction and mental health conditions.
- There is support for family and friends of someone who has an addiction or mental health condition.
- If you or your loved one, isn't ready to address the addiction, harm reduction is a way to try and minimize the negative consequences of use.



Services that Offer Help for Addiction and Mental Health in Erie County

Addiction Hotline 716.831.7007	Addict to Addict Family to Family 716.836.2726	Alcoholics Anonymous 716.853.0388 http://www.buffaloaany.org/
Alanon 716.856.2520	Community of Caring community-of-caring.shswny.org	Crisis Services 716.831.3131
NAMI 716.226.6264	Narcotics Anonymous 716.878.2316 nawny.org	Save the Michaels 716.984.8375 https://savethemichaels.org/

With help comes Hope





Committee Updates:

- **Improve access to Psychiatric Medication/Co-occurring treatment for youth**
 - **Facilitator: Jodie Altman, jaltman@rasitx.org**
 - Spreadsheet has been disseminated to 211, Addiction Hotline, Treatment Committee membership, the respective websites of the EC Dept of Mental Health's and the Task Force.
 - **Fluid document. Please email Tara Karoleski Tara.Karoleski@erie.gov for any needed updates. It will also be reviewed twice/year.**



Committee Updates:

- **Improve access to Medication Assisted Treatment in the Community**
 - **Facilitator: Jennifer Seib, JSeib@bestselfwny.org**

On going challenges to [improve access at Primary Care](#) remain. Some of which includes:

- [Reimbursement](#) for primary care doctors
- Lack of [funding to develop an “outreach/resource team”](#) that would provide in-reach education to primary care and serve as a resource for those seeking consultation.
- Been a [challenge to gather primary medical](#) at workgroup meetings.
- System challenges exist at a higher level.

Exploring the possibility of outlining a proposal for the State to review.

BestSelf has applied for [funding to coordinate virtual hub for MAT initiation](#), in collaboration with UB School of Addiction Med & NY MATTERS.



Committee Updates:

- **Increase access to SUD Housing**
 - **Facilitator: John Grieco, john.grieco@erie.gov**
 - Continue to meet every 2-3 months via conference call. Next WebEx [October 25th](#) at 1:00.
 - **Recent Updates:**
 - Received verbal commitment from [Living Opportunities of DePaul](#) to include [5 beds](#) dedicated for SUD in their planned Pan American development on Delaware Avenue. This will also include SUD related services/supports.
 - [BestSelf](#)
 - Mount Aaron Village will have [18 Townhomes](#) for those families whose head of household has a Substance Use Disorder. First of these beds are [anticipated to open in October](#).
 - Another collaboration in the works with [12 units designated for those with SUD](#), emphasis on families. [Anticipated availability Q1 2022](#).
 - [Saving Grace Ministries](#) and [Southern Tier Environments for Living](#) (STEL) are in the beginning stages of a collaboration that would bring additional beds for those with SUD.
 - [EC Department of Mental Health](#) is [funding](#) and developing an [RFP](#) dedicated to supported housing for individuals/families with SUD.
 - Finalized and have distributed the [SUD Housing Resources](#) including [211](#), [Addiction Hotline](#), the respective websites of the [EC Dept of Mental Health and Task Force](#).

Erie County Housing Resources for People Recovering from Substance Use

Last Update: April 2021

Provider	Program Name	Where?	Number of Beds	Eligibility Criteria?	Men?	Women?	Other genders?	Target Population	Intended length of stay	Exclusionary Criteria	Children OK?	URL	Contact Number
Best Self Behavioral Health	Medicaid Redesign Team Permanent Supportive Housing	Scattered Site	20	Substance Use Disorder, High Medicaid user, Homeless or at risk of homelessness	X	X	X	High Medicaid users	Permanent Housing		No	https://www.bestselfny.org/programs-and-services/housing-services/	716-884-0888
Best Self Behavioral Health with the Lt. Col. Matt Urban Human Services Center	Hope House	243 Seers Street, Buffalo, NY 14212	27	Income is under 50% area median income for household size	X	X	X		Permanent Housing		Yes	https://www.bestselfny.org/programs-and-services/housing-services/	(716) 566-7771 x1936
Cazenovia Recovery Systems	Supportive Living	Scattered Site	71	Substance Use Disorder, Homeless or at risk of homelessness	X	X	X	Adults in recovery from substance use	Indeterminate, focused on transition	Sexual predators/assault are reviewed at application	Yes	https://www.cazenovianet.org/programs-and-services/housing-services/	(716) 894-7274
Oxford House	Amherst	6 Carriage Hill West, Amherst, NY 14221	9	Men 18 or over	X			Self-directed sobriety	Welcomed as long as sobriety is maintained		No	General Information: http://www.oxfordhouse.org/aboutus/	716-580-3863
Oxford House	Margaret	171 Margaret Street, Amherst, NY 14226	8	Men 18 or over	X			Self-directed sobriety	Welcomed as long as sobriety is maintained		No		716-398-1938
Oxford House	Regent	58 Regent Street, Buffalo, NY 14206	7	Men 18 or over	X			Self-directed sobriety	Welcomed as long as sobriety is maintained		No		716-381-8663
Oxford House	Lovajoy	971 E. Lovajoy Street, Buffalo, NY 14206	9	Men 18 or over	X			Self-directed sobriety	Welcomed as long as sobriety is maintained		No		716-381-9152
Oxford House	Seminole	38 Seminole Pkwy, Buffalo, NY 14210	9	Men 18 or over	X			Self-directed sobriety	Welcomed as long as sobriety is maintained		No		716-240-4667
Oxford House	Trowbridge	51 Trowbridge, Rd, Buffalo, NY 14220	11	Men 18 or over	X			Self-directed sobriety	Welcomed as long as sobriety is maintained		No		716-424-0191
Oxford House	Willowlawn	63 Willowlawn Pkwy, Buffalo, NY 14206	10	Men 18 or over	X			Self-directed sobriety	Welcomed as long as sobriety is maintained		No		716-424-0373
Oxford House	Edson	46 Edson Street, Buffalo, NY 14220	8	Men 18 or over	X			Self-directed sobriety	Welcomed as long as sobriety is maintained		No		716-328-8849
Oxford House	Hillside 2	31 Hillside Avenue, Buffalo, NY 14210	8	Men 18 or over	X			Self-directed sobriety	Welcomed as long as sobriety is maintained		No		716-215-8549
Oxford House	Stevenson II	92 Stevenson St., Buffalo, NY 14220	9	Men 18 or over	X			Self-directed sobriety	Welcomed as long as sobriety is maintained		No		585-201-4493
Oxford House	Laxley	2519 Genesee Street, Cheektowaga, NY 14225	9	Men 18 or over	X			Self-directed sobriety	Welcomed as long as sobriety is maintained		No	Vacancy information: http://www.oxfordhouse.org/	716-603-0033
Oxford House	Beechwood	23 Beechwood Place, Cheektowaga, NY 14225	10	Men 18 or over	X			Self-directed sobriety	Welcomed as long as sobriety is maintained		No		716-248-1965
Oxford House	Brian Boyd	2998 Union Road, Cheektowaga, NY 14227	10	Men 18 or over	X			Self-directed sobriety	Welcomed as long as sobriety is maintained		No		No number
Oxford House	Clarence	10010 Transit Road, East Amherst, NY 14051	10	Men 18 or over	X			Self-directed sobriety	Welcomed as long as sobriety is maintained		No		No number

To UPDATE this information, please contact the Erie County Department of Mental Health at 716-858-8530



ERIE COUNTY ADDICTION HOTLINE
831-7007

Operated by Crisis Services 24/7

- ☐ Provides information, referral, linkage to treatment and support.
- ☐ Education on MATs & Motivational Interviewing is woven into phone counselor script to facilitate referrals for callers.
- ☐ Integrate into Substance Use Disorder Treatment system
- ☐ Call volume **thru end of May 2021**: 337



Next meeting:
8/23, 10:30-12
via WebEx

Thank you for
your support
& dedication





Gathering Overdose Data



Presented by:

NY/NJ HIDTA DIO

NY/NJ HIDTA Analyst

Mission Statement



NY/NJ HIDTA Mission Statement

The mission of the NY/NJ HIDTA is to reduce drug trafficking and its harmful consequences, particularly drug related crime, by building innovative and effective partnerships with law enforcement agencies operating in the New York/New Jersey region. HIDTA-funded initiatives aim to facilitate timely and accurate sharing of criminal drug intelligence among these agencies, enabling them to more effectively target regional and international drug trafficking and money laundering organizations, drug gangs, drug fugitives, and other serious crimes with a drug nexus. **In addition, the NY/NJ HIDTA is partnering with public health agencies and law enforcement agencies in the region to better evaluate trends in illicit drug use and develop more targeted outreach and prevention campaigns.**

National HIDTA Mission

The mission of the National HIDTA Program is to disrupt the market for illegal drugs in the United States by assisting federal, state and local law enforcement entities participating in the HIDTA program to dismantle and disrupt drug trafficking organizations, with particular emphasis on drug trafficking regions that have harmful effects on other parts of the United States.

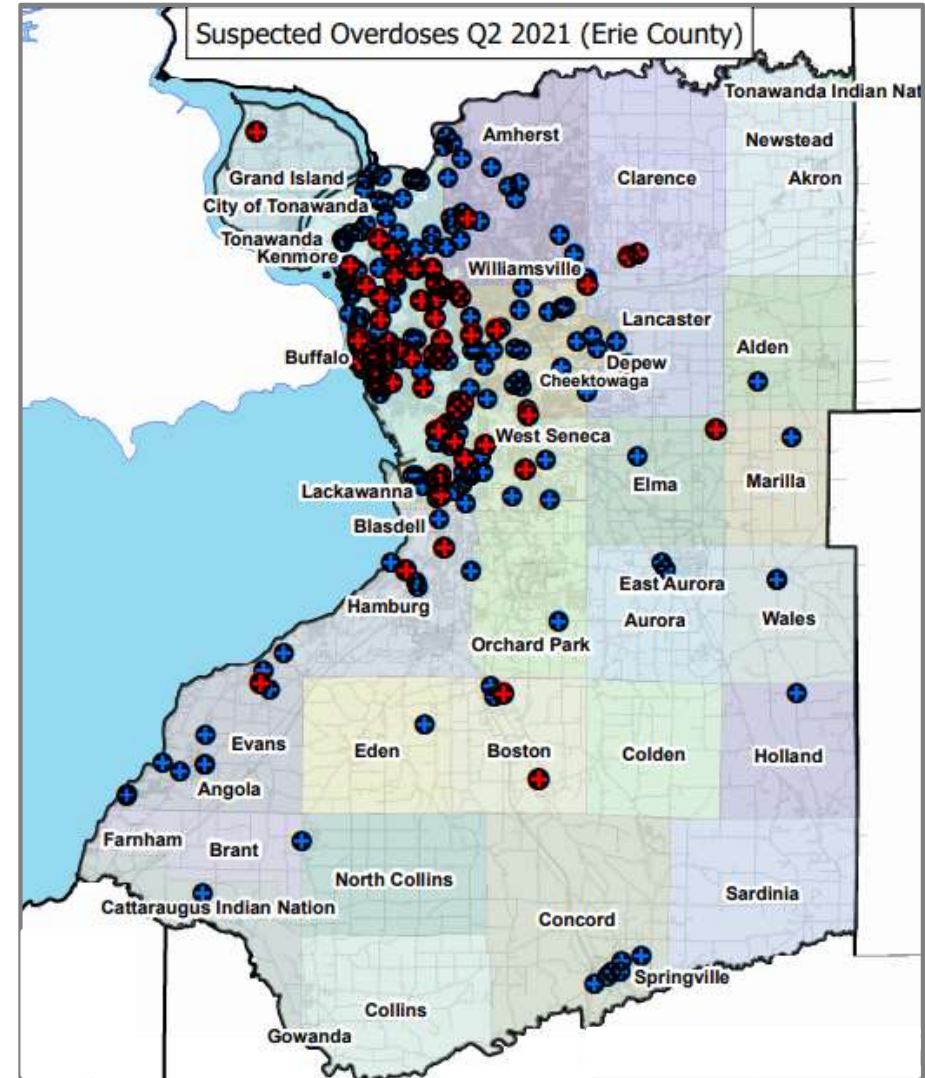


Information Update

Data

Q2 update

- Gather information
- Analyze the information
- Identify trends
- ODMAP



Conclusion

Information

- One point of contact
- Everyone on the same page
- Point out any specific leads
- Visual trends and hotspots
- Gathering of information to compare over time
- Safety information, informational flyers

Erie County
Opiate Epidemic Task Force:
Family & Consumer Support
and Advocacy Section



Family and Consumer, Support and Advocacy Section

Report: August 2, 2021



We Are:

- Your Friends, Neighbors, Co-Workers
- Your Family
- The Stranger you met at the Market
- The Person next to You
- Your Physician, Lawyer, Accountant
- Your Community

We tell our experiences to:

Erie County
Opiate Epidemic Task Force:
Family & Consumer Support
and Advocacy Section



- .Raise Awareness so others will protect their families
- .Reduce Stigma so those struggling will not be shamed or afraid
- .Give Comfort and Support
- .Advocate for Services, Legislation and Humane Treatment



Recovery is a long process, often punctuated by Relapse

Components of Recovery:

- Stabilization
- Disease Management Education
- Development of Personal Supports
- Compassionate Care
- Family education

These areas are lacking and need to be more
robust if we are to become a healthy
community and decrease deaths

International Overdose Awareness Day

August 31, 2021

Old County Hall Grounds

92 Franklin St

10am – 5 pm – Personal reflection

6pm – Reading of the names of those we have lost,
steps of Old County Hall

Erie County
Opiate Epidemic Task Force:
Family & Consumer Support
and Advocacy Section



International Overdose Awareness Day

Tuesday– August 31, 2021
10am – 6pm

*Memorial Display of
Loved Ones Lost*

92 Franklin Street
Buffalo, NY 14202
(Front Lawn of Old County Hall
Corner of Franklin and Church Streets)

International Overdose Awareness Day



Please join us to
remember and respect
our Loved Ones lost to this
epidemic. A closing prayer
and reading of the names will
be offered at 6pm.



Erie County Opiate Epidemic Task Force
Family & Consumer, Support & Advocacy Section

Ask Me About Narcan

- Narcan Backpack Initiative
- Families, staff and peers will be participating
- Red Backpacks with White Crosses with the Ask Me about Narcan message



Example of
backpack, project to
roll out at end of
month



To all those Kind and Gentle Souls who
are working
to bring sensibility to our Community,
Streets and Homes.

We are Grateful.

<https://www.opioidaffectedfamilies.com/>

Opiate Epidemic Task Force: Naloxone Workgroup

Erie County Health Department

August 2, 2021



Narcan Trainings and deployment this quarter (4.1.2021 – 6.30.2021)

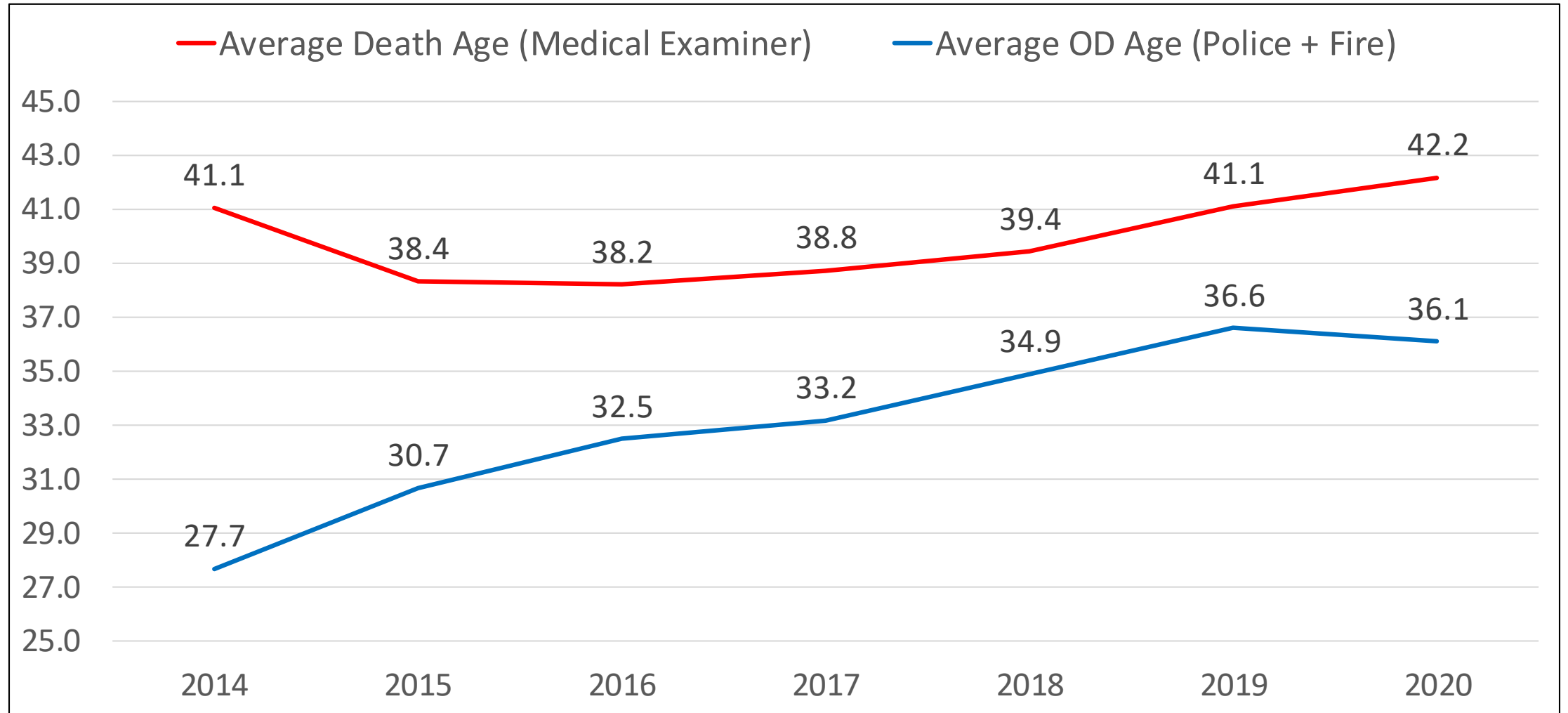
- Continued naloxone trainings and medication deployment conducted by the department, many are virtual or on the spot:
 - Law enforcement – 51
 - Fire fighters – 143
 - EMS/Healthcare Providers – 28
 - School Personnel - 34
 - Community members – 374
 - Inmates before release – 18
 - Total kits distributed this quarter through trainings and first responder refills – 1151 kits – Erie
 - 1383 kits – 8 county region



What's happening in WNY

- The following slides were created from the medical examiner data toxicology data
- This has helped us understand the community affected, types of drugs and creation of new messaging

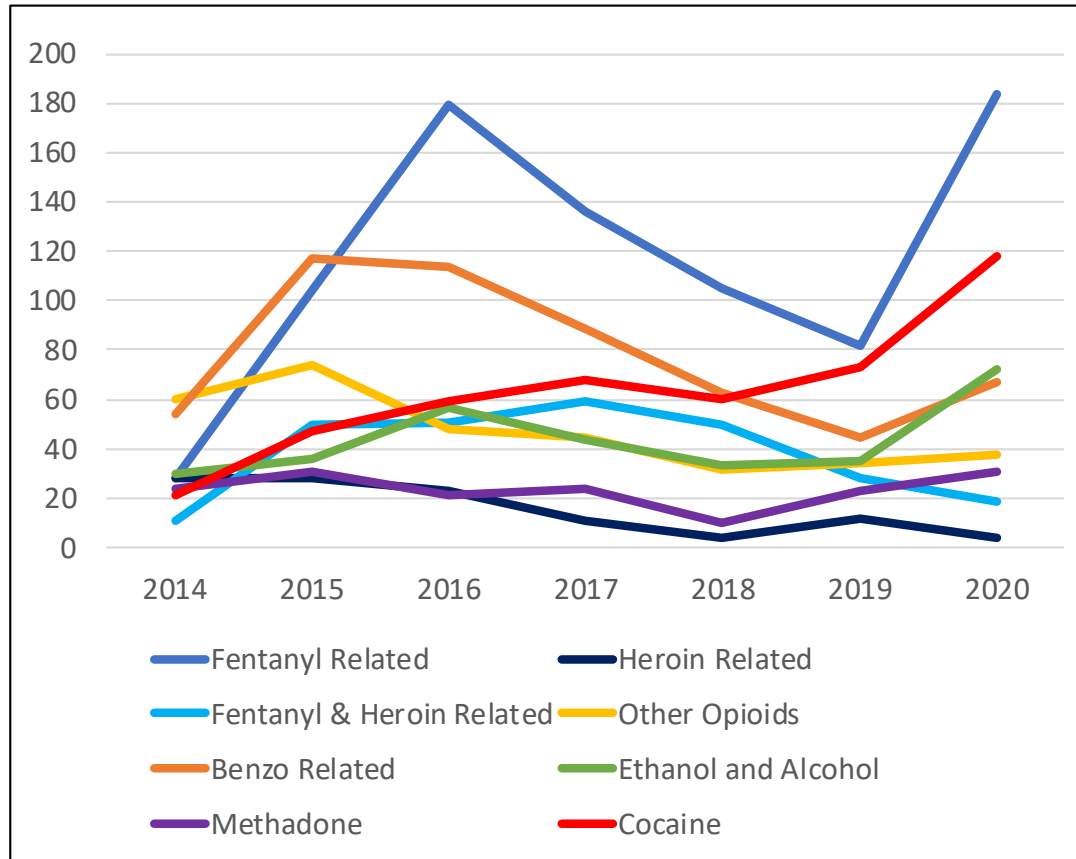
Age Comparison, Opioid Deaths vs. Overdoses, by Year



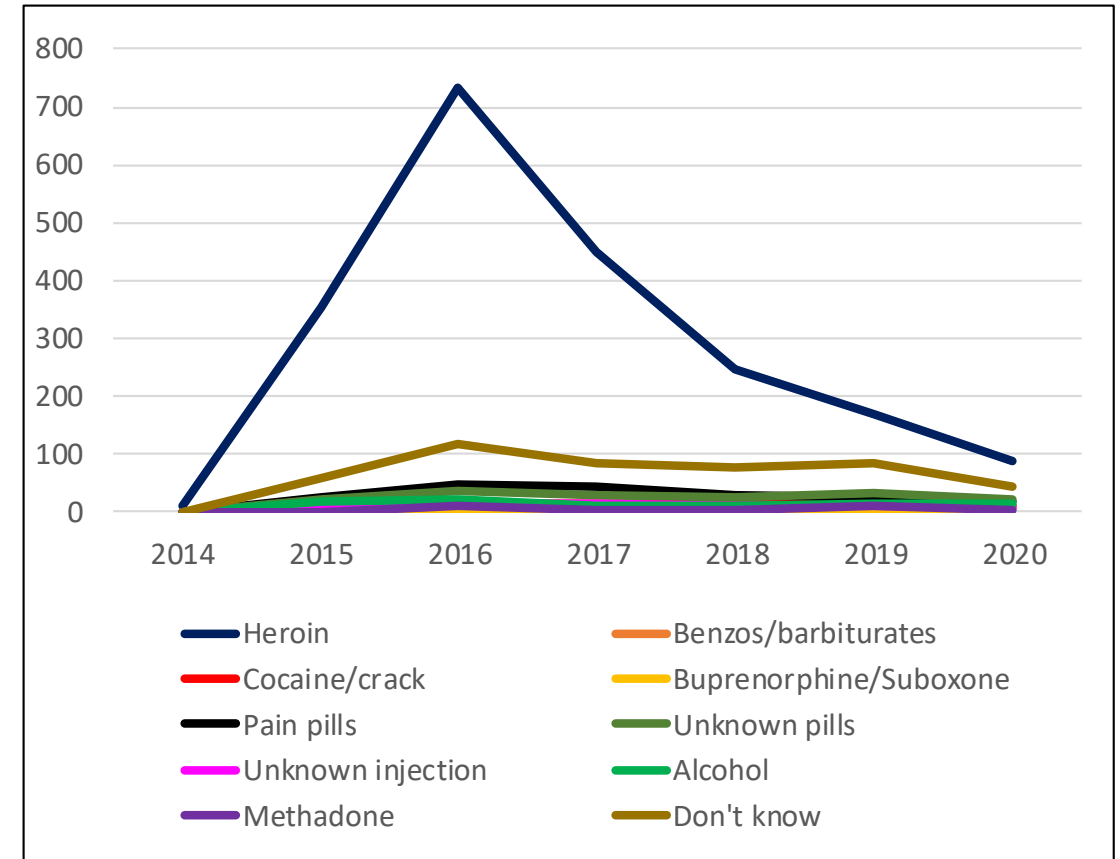
- Death data is from Medical Examiner's Office.
- Overdose data is from first responder naloxone use reporting forms; includes both fatal and nonfatal overdoses; survival rate > 90%.

Comparison, Identified to Suspected Drugs

Toxicology Results, by Year
(data from Medical Examiner)



Suspected Drugs Found at Scene, by Year
(data from Police + Fire naloxone use reporting forms)

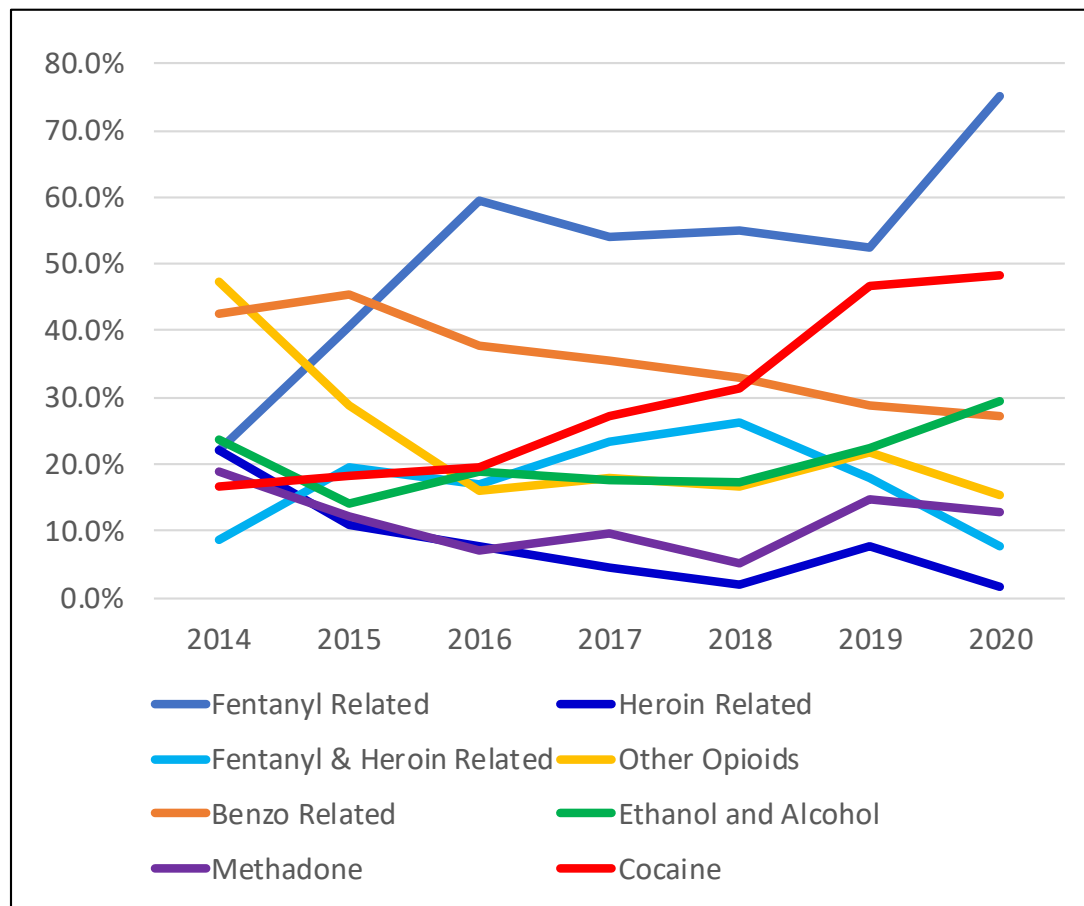


- Medical examiner data based upon toxicology reports; first responder data based on assessment of scene and witness interviews.

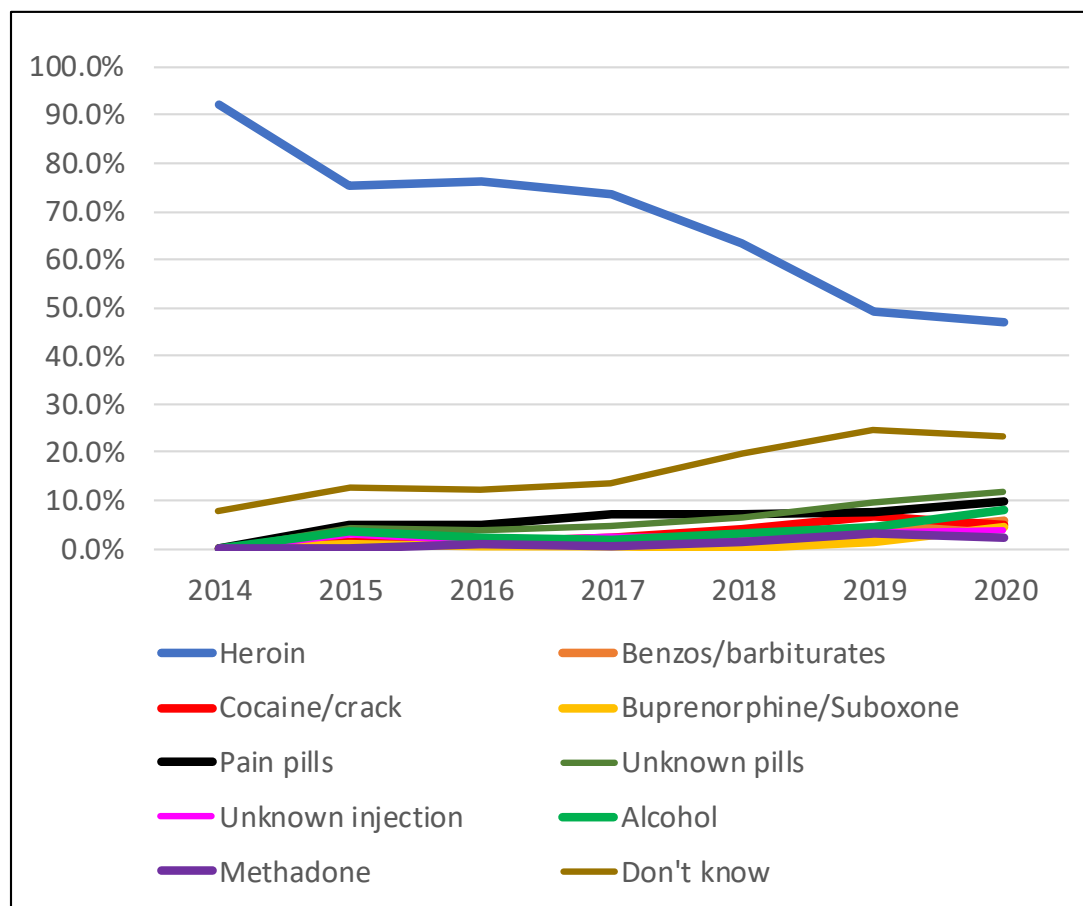


Comparison of Identified to Suspected Drugs, Percentages

Toxicology Results, % of Deaths
(data from Medical Examiner)

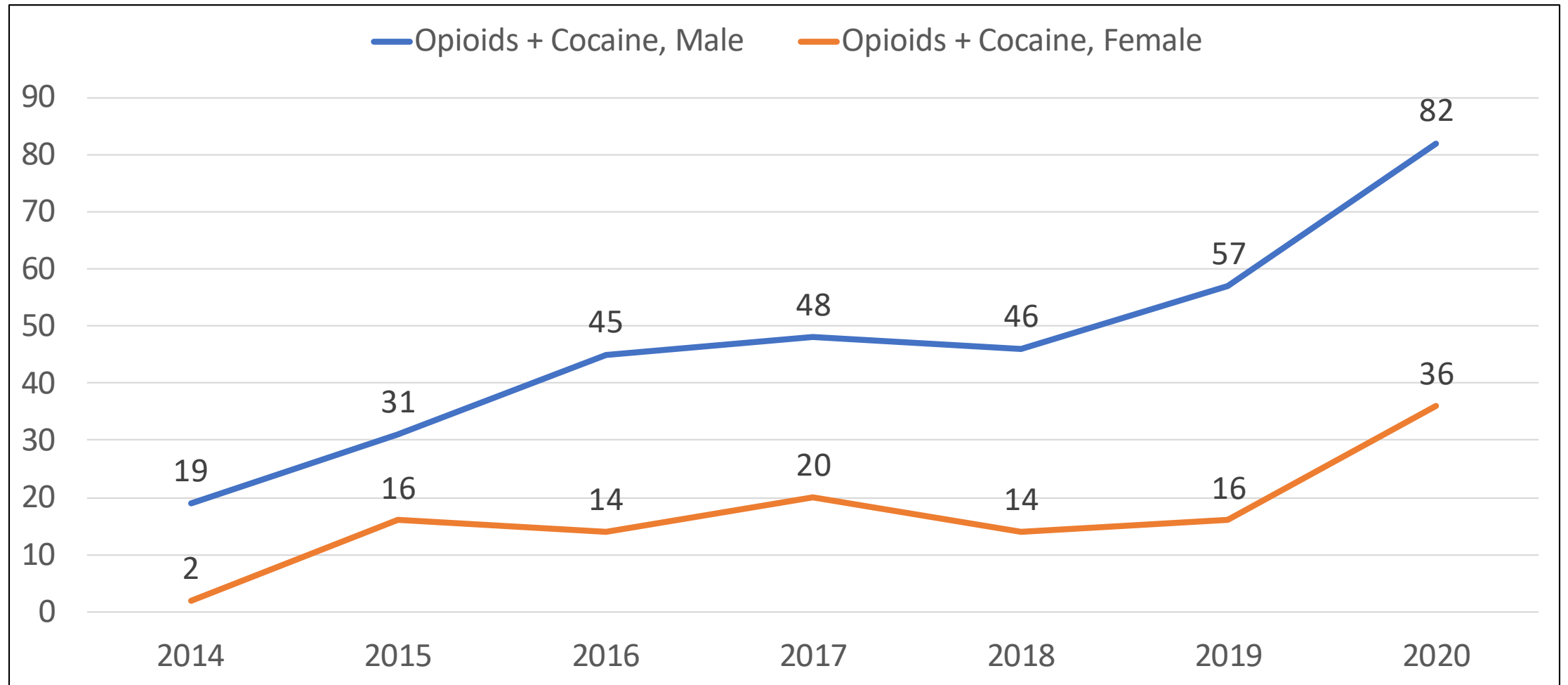


Suspected Drugs Found at Scene, % of overdoses
(data from Police + Fire naloxone use reporting forms)



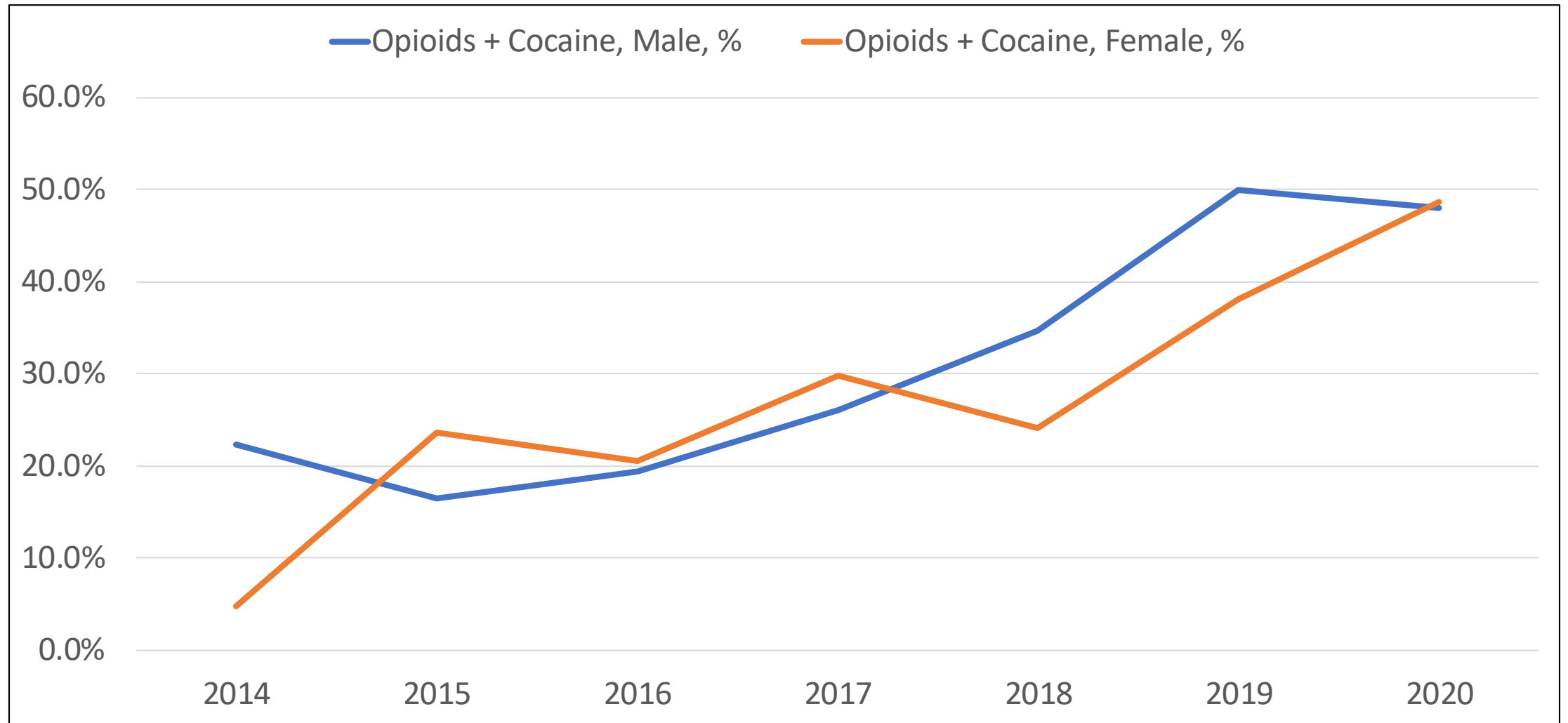
- Medical examiner data based upon toxicology reports; first responder data based on assessment of scene and witness interviews.
- Annual percentages based upon total events (deaths or overdoses, respectively) reported for that year.

Confirmed Opioid + Cocaine Deaths, by Year (data from Medical Examiner)



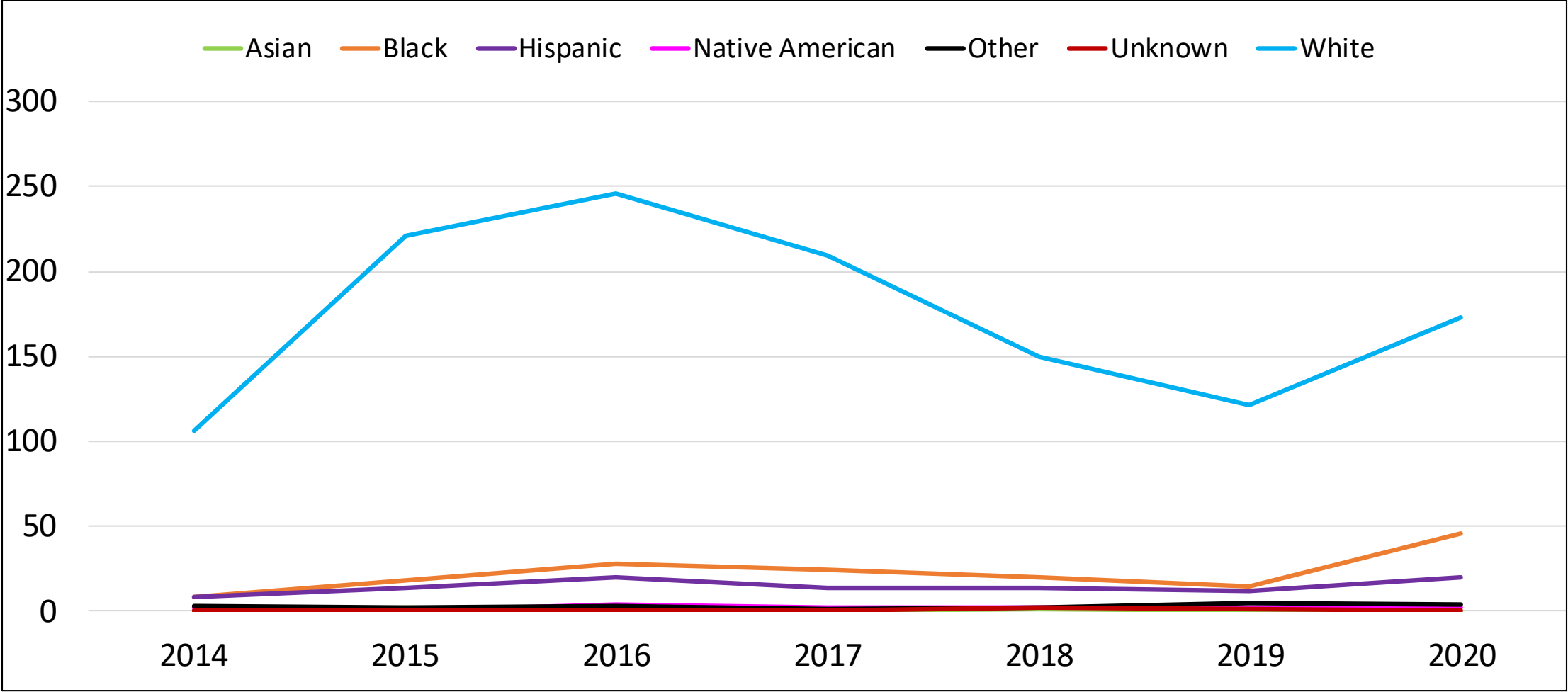
- Toxicology results by year, both opioids and cocaine present.

Confirmed Opioid + Cocaine Deaths, Percentage by Sex (data from Medical Examiner)



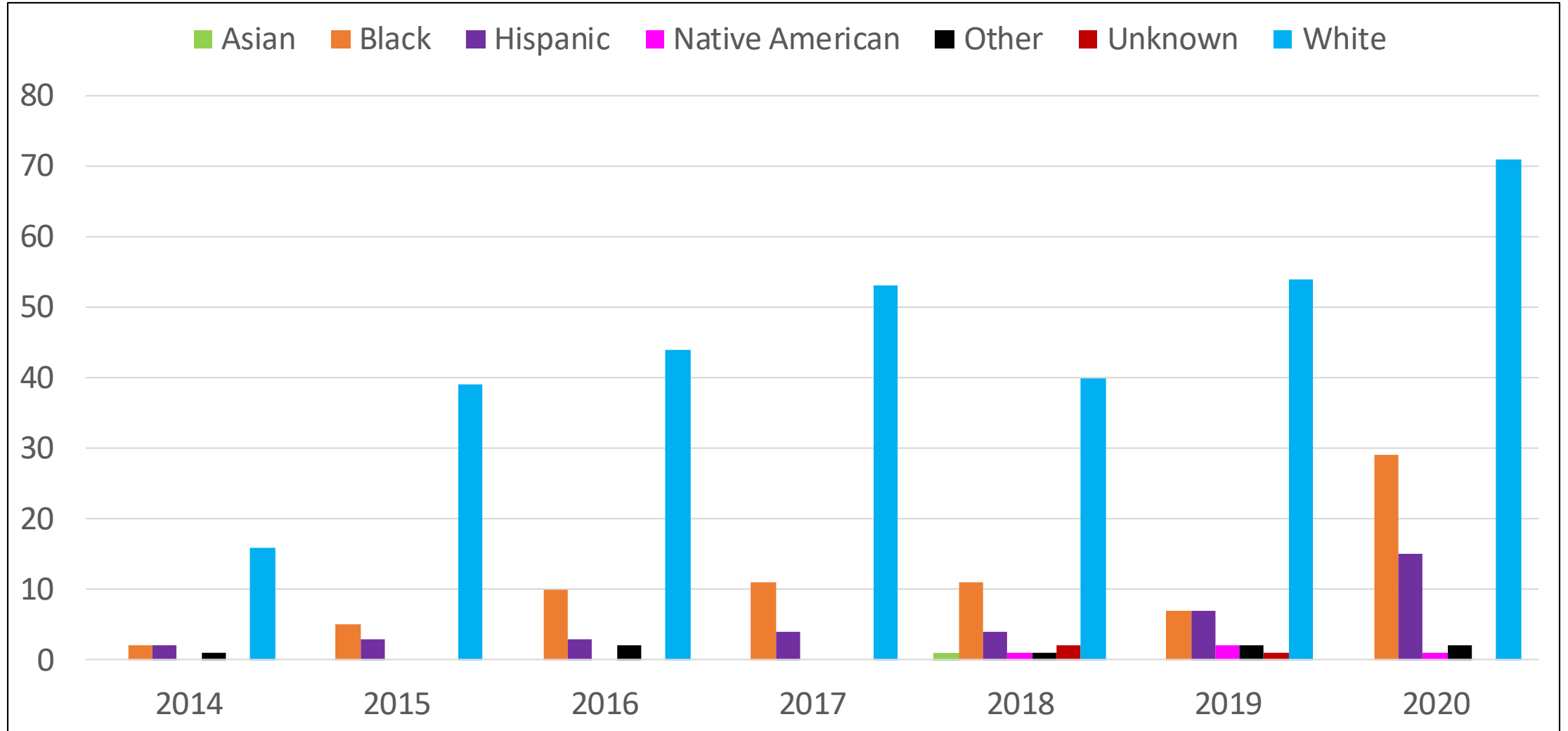
- Percentage of opioid deaths, for each sex, where cocaine was present.

Opioid Deaths: Race/Ethnicity Breakdown by Year (data from Medical Examiner)

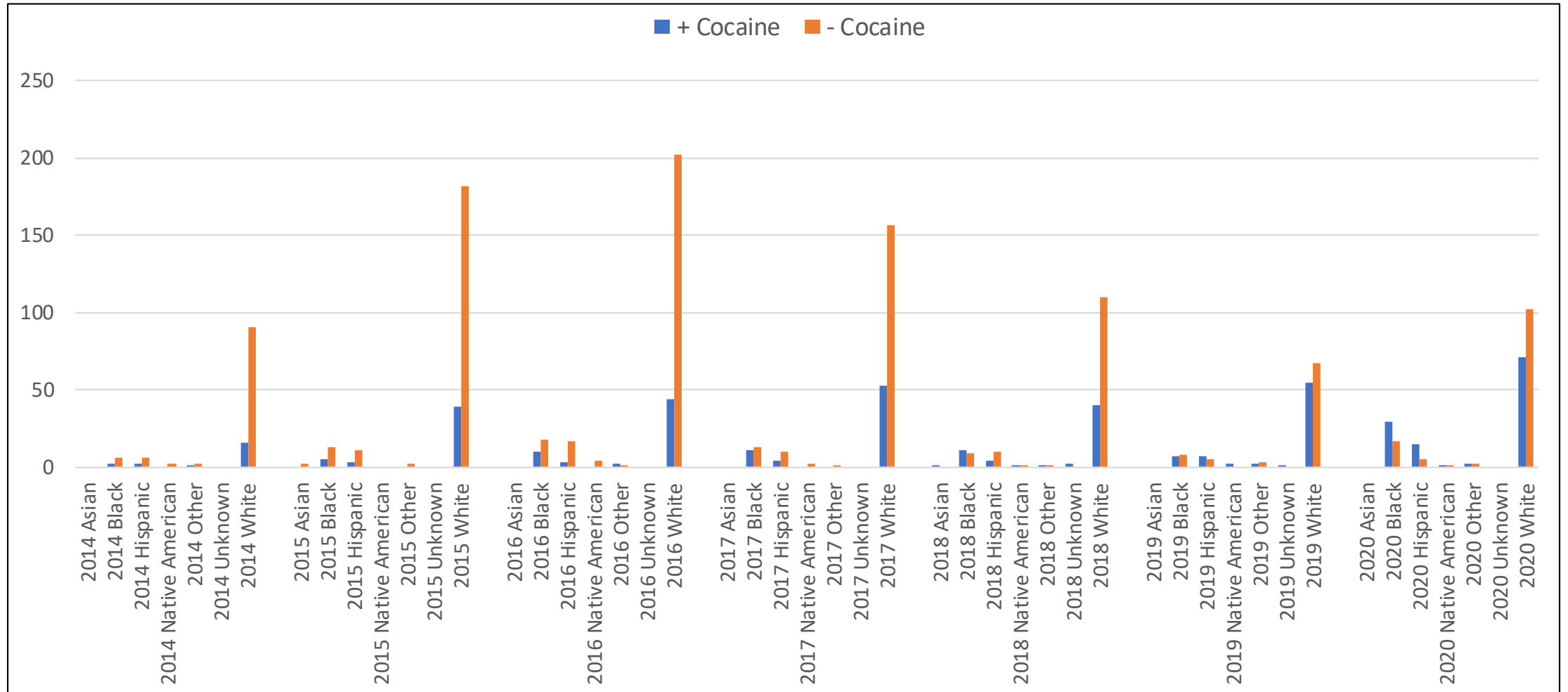


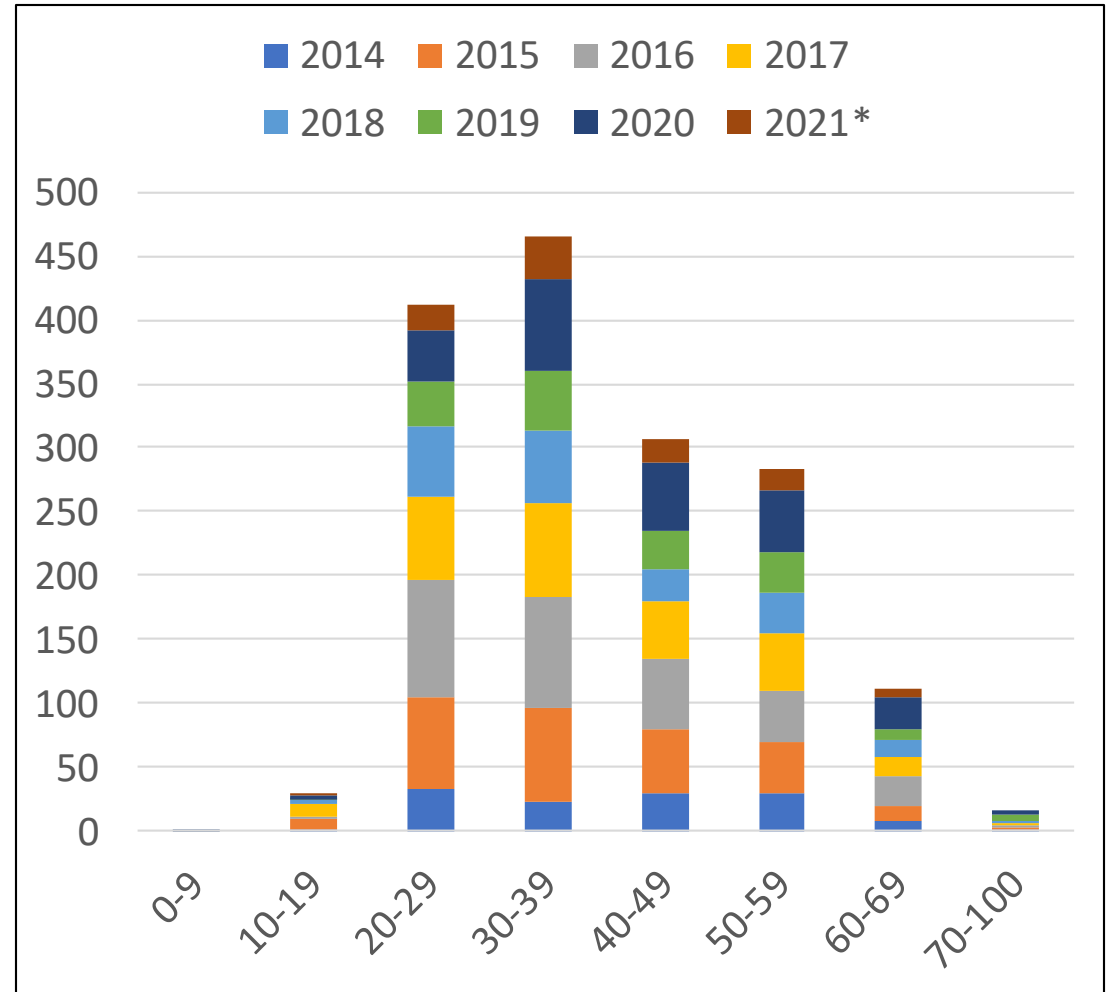
- Categories provided by Medical Examiner's Office.

Opioids + Cocaine Deaths by Race/Ethnicity (data from Medical Examiner)

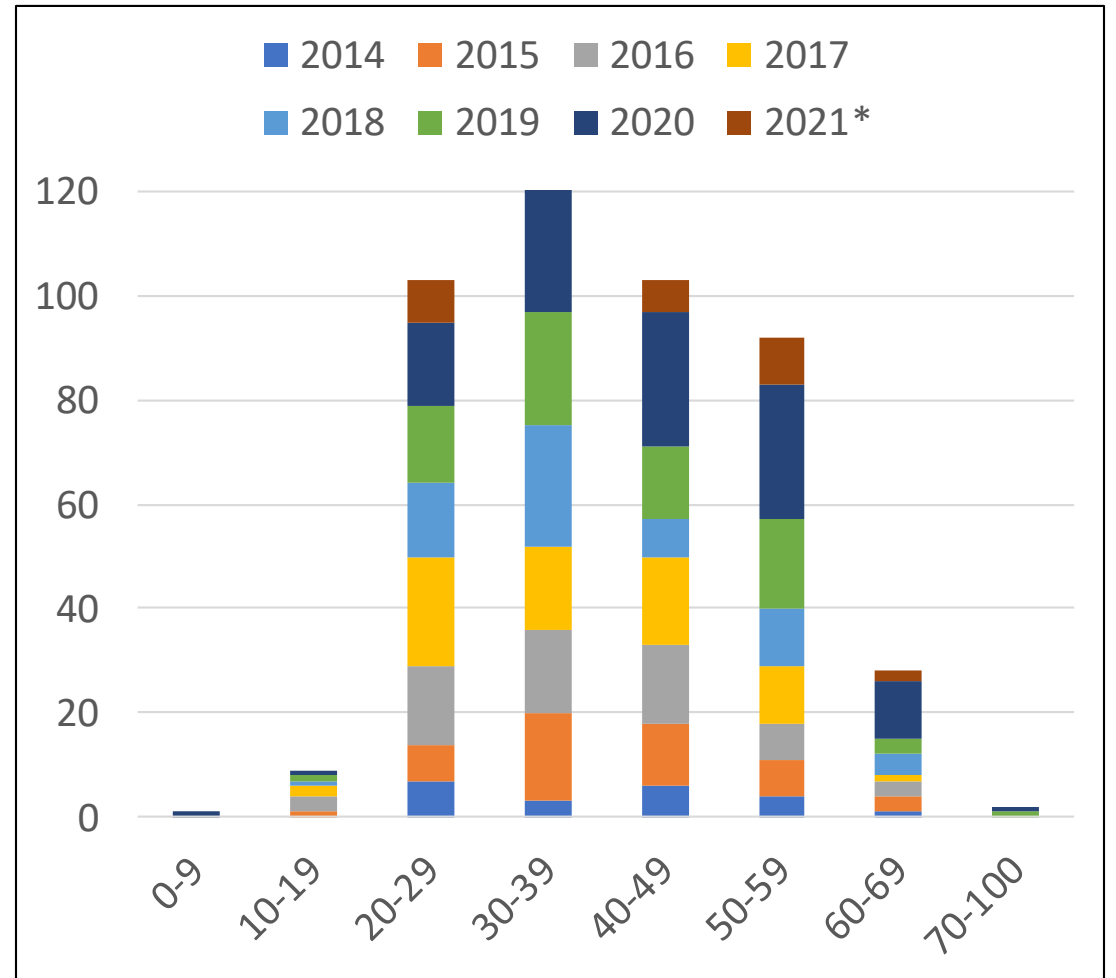
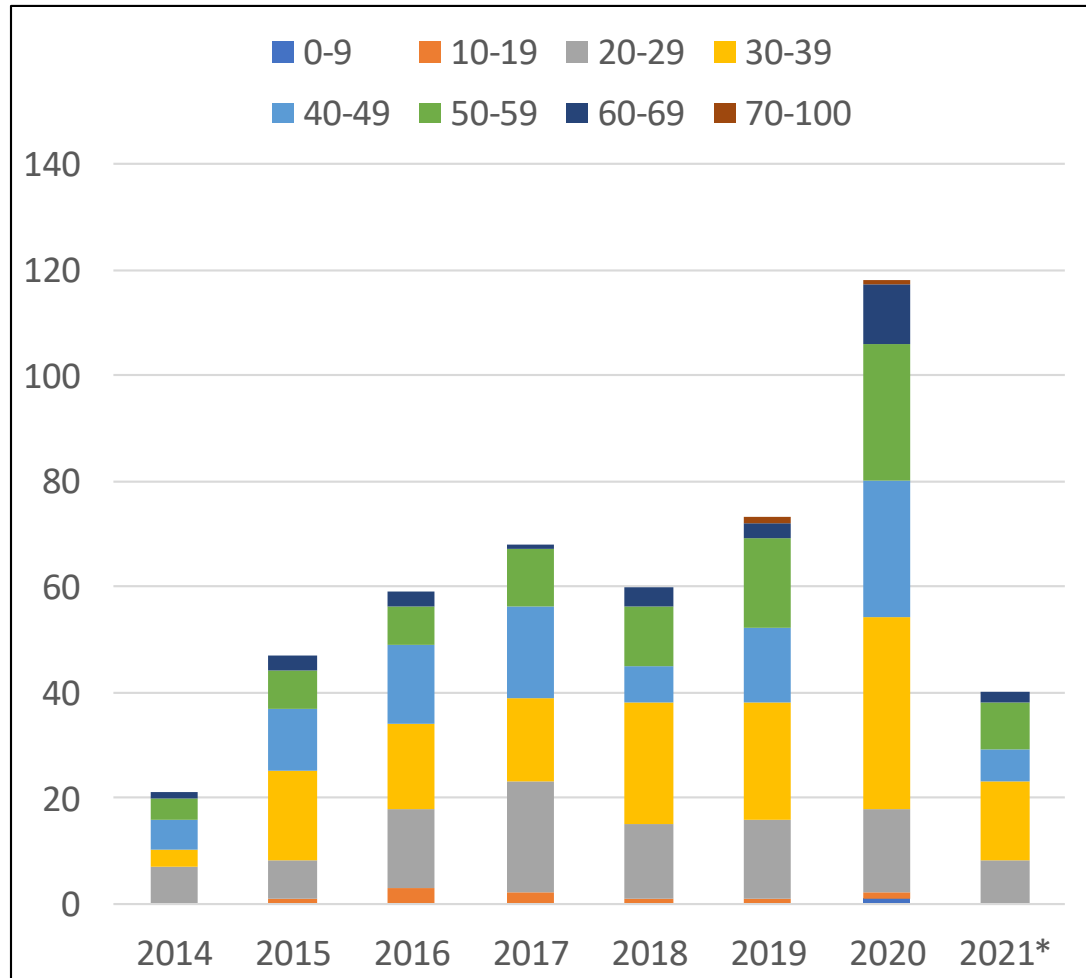


Opioid Deaths by Race/Ethnicity, With and Without Presence of Cocaine

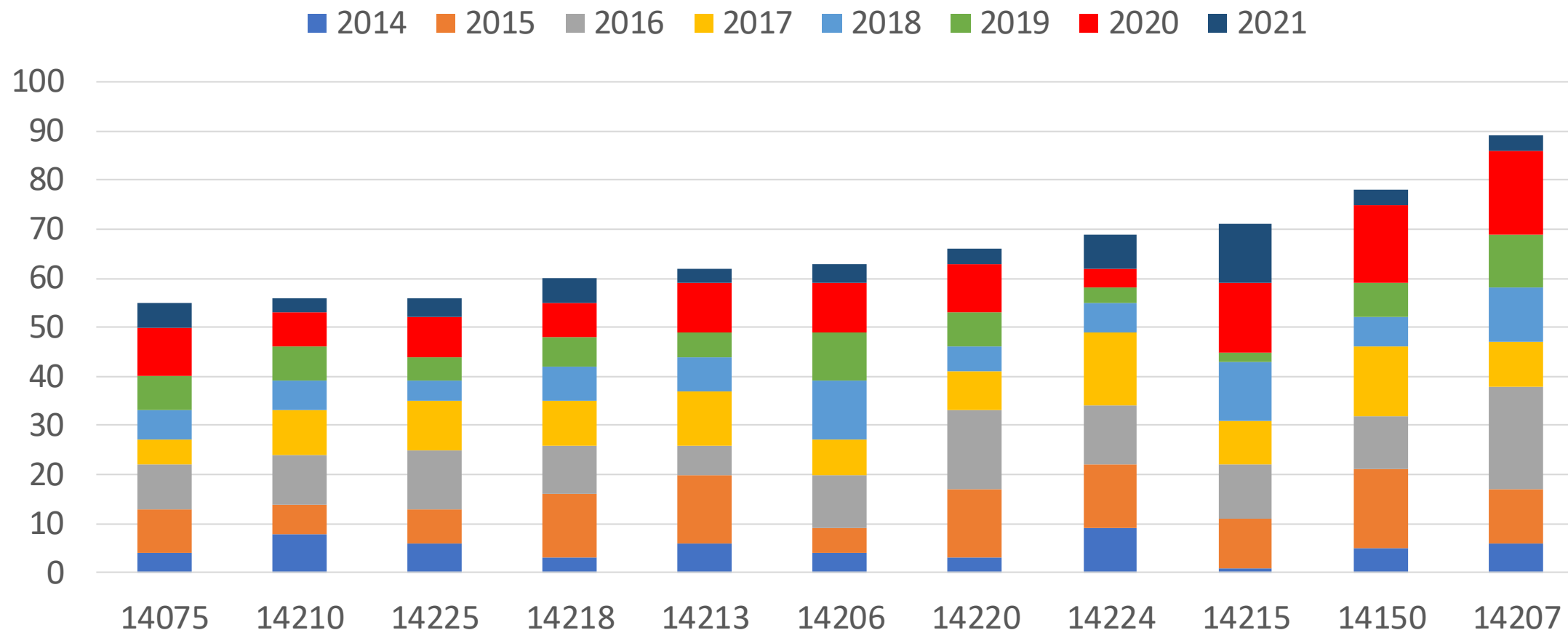




Opioid Deaths by Age, 2014-2021*, + Presence of Cocaine



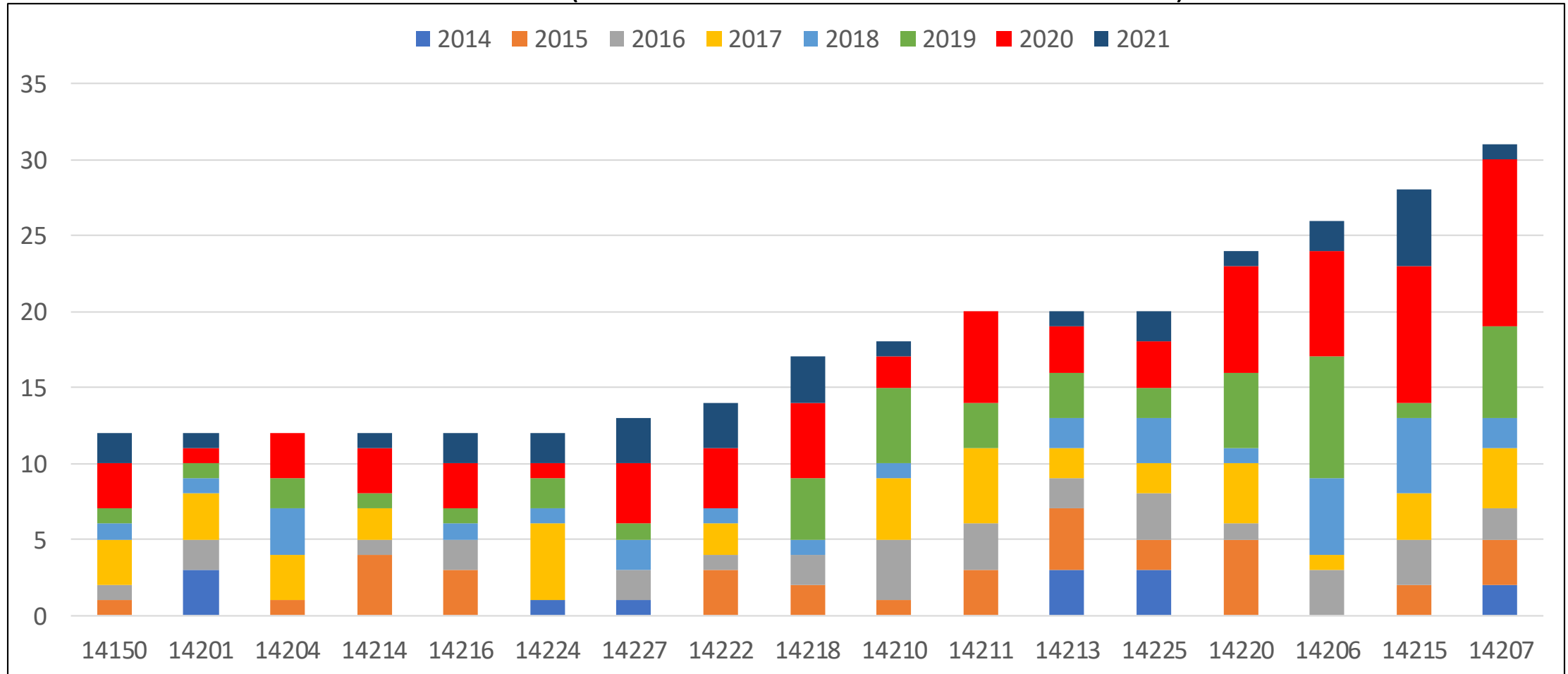
Opioid Deaths, 2014-2021*, Highest ZIP Codes (data from Medical Examiner)



- Data from Medical Examiner's office (through mid-May 2021).
- Excluded "unknown" and results outside Erie County.

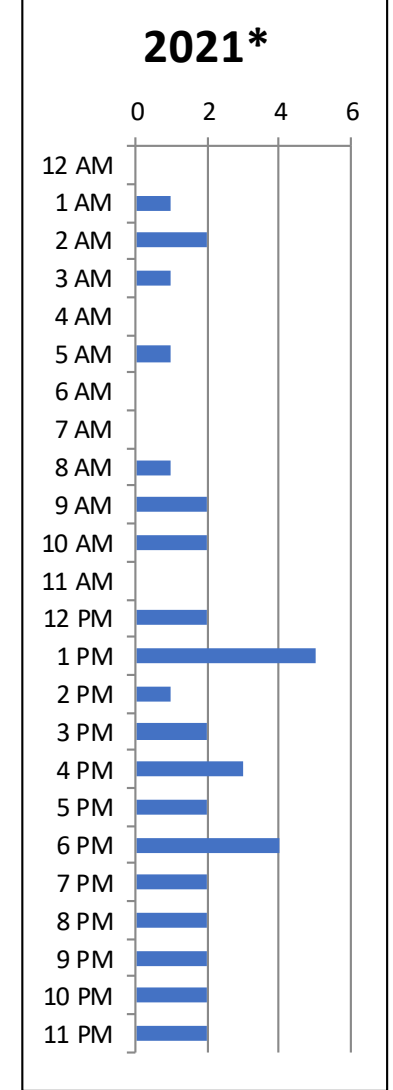
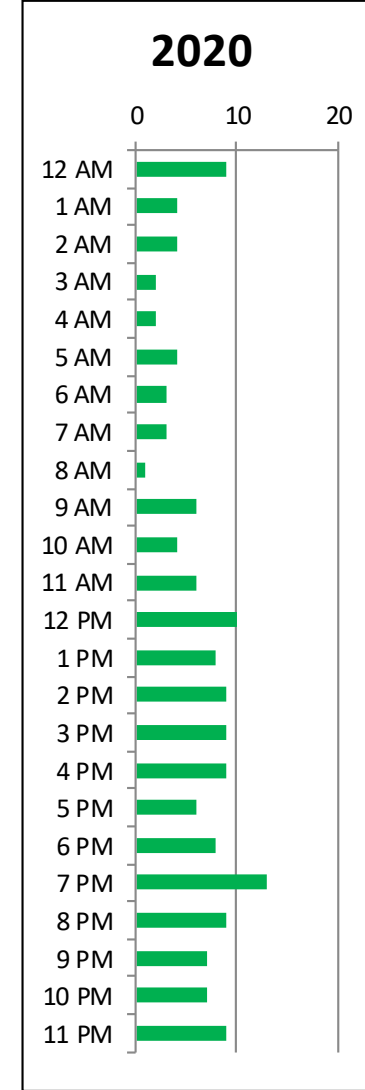

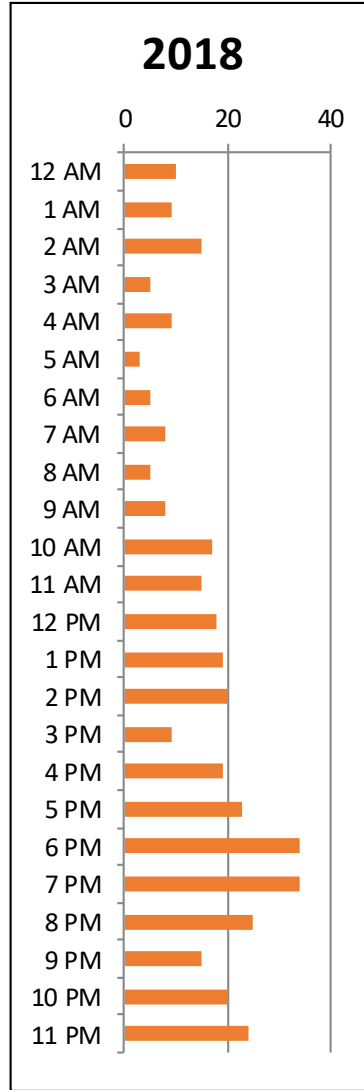
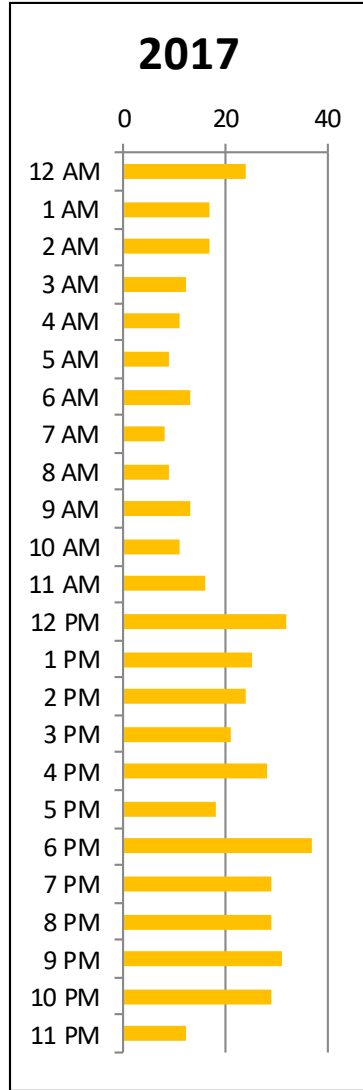
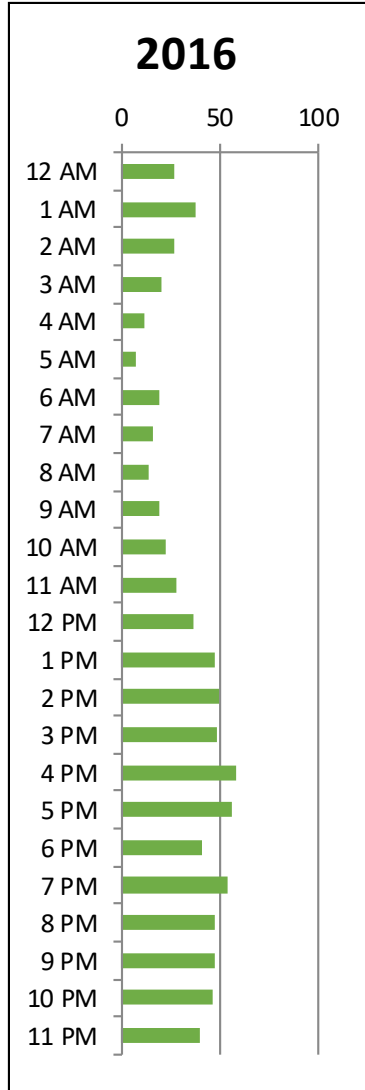
Opioid Deaths, 2014-2021*, + Presence of Cocaine, Highest ZIP Codes

(data from Medical Examiner)

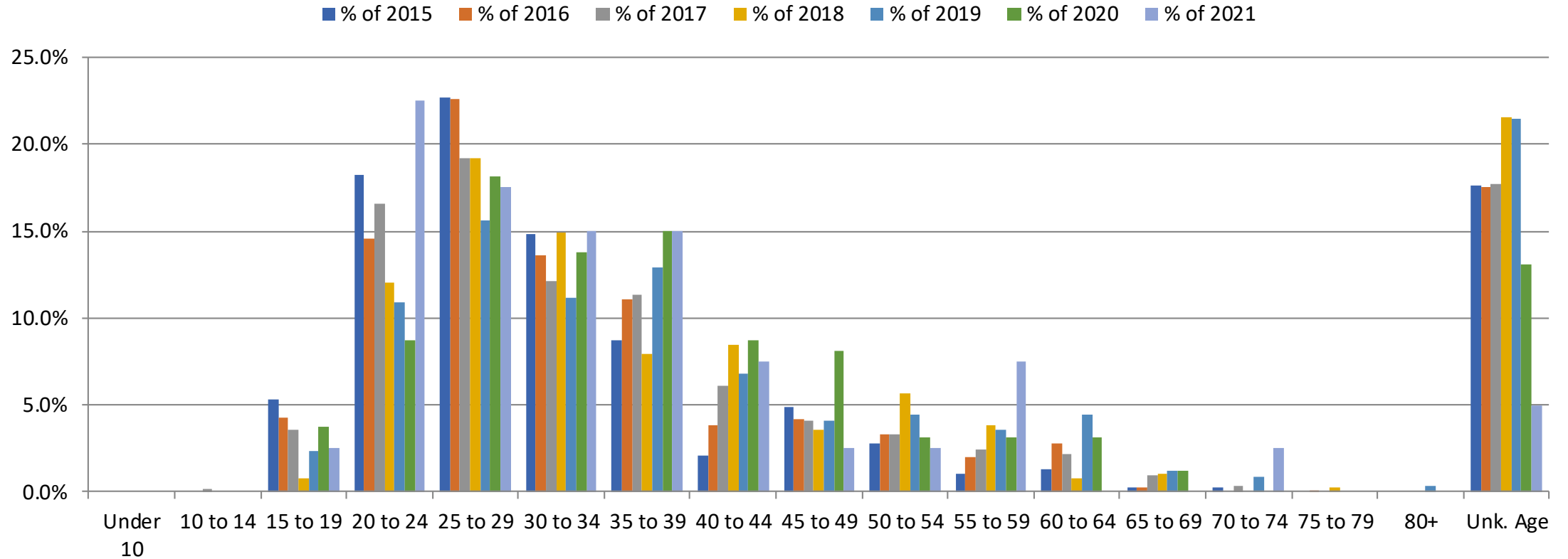


- Data from Medical Examiner's office (through mid-May 2021).
- Excluded "unknown" and results outside Erie County.

Reported Overdoses by Time of Day (excluding unknowns)

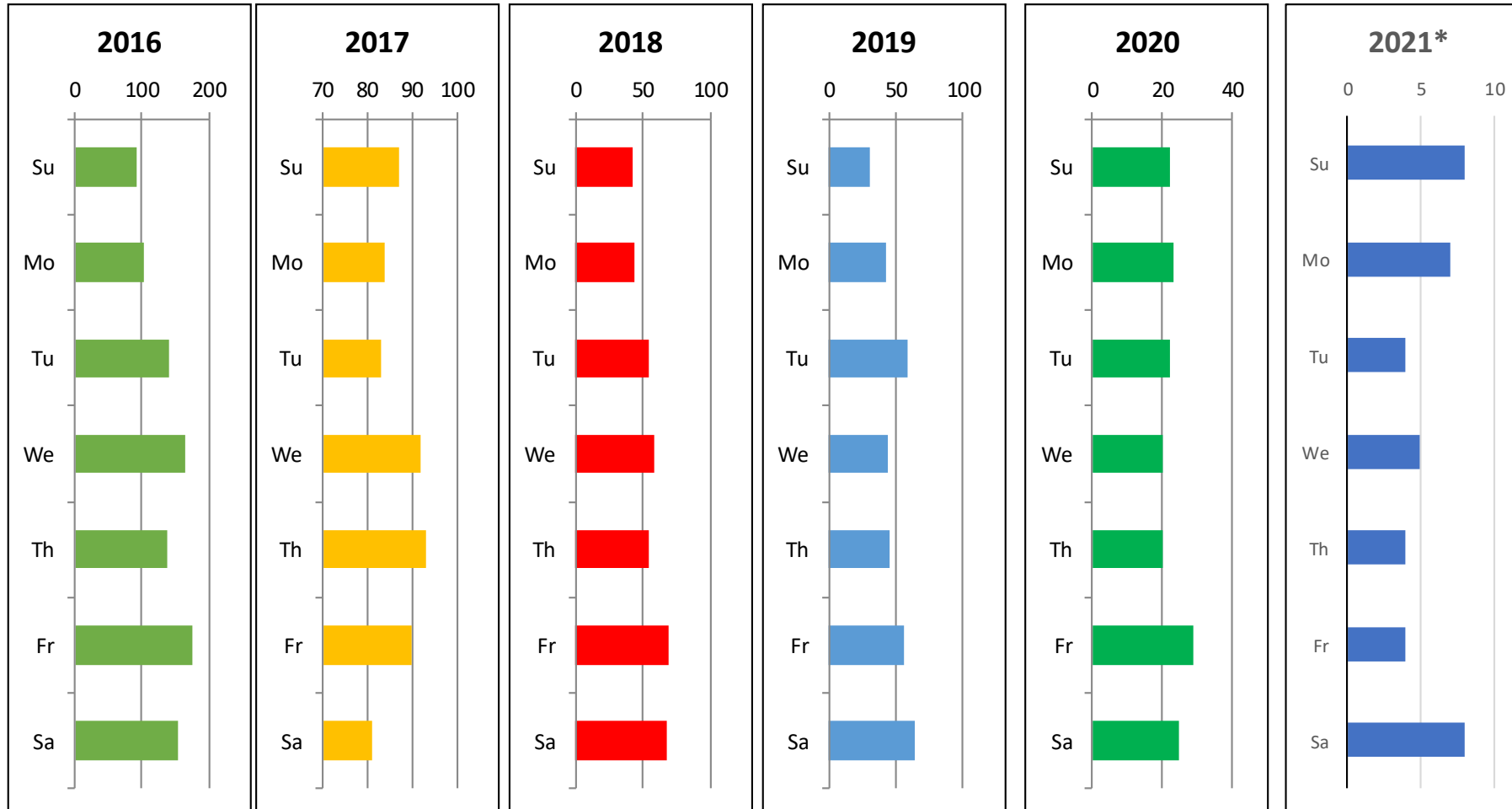


Overdoses by Age Group



- These values are “the percentage of that year’s total reports”
- Note that some increases might be due to “less reports with Unknown age”
- 2021 (so far) has dramatic increases in the (20 to 24), (55 to 59), and (70 to 74) age groups.

Overdoses by Day of Week



- 2016 and 2017 showed more mid-week activity, but that has shifted over time
- 2021 shows more overdoses on the weekends
- It's possible that the pandemic, and its effect on people's schedules, has changed their routines of buying opioids and other drugs (which may be laced with fentanyl)

COVID 19 Response

Narcan Outreach

- New outreach responses due to isolation, disconnection from public interactions
- Pop Up Community Events for Summer Months – Narcan, sexual health supplies, harm reduction supplies including Fentanyl Test Strip kits, Cancer Services screening connection, COVID education, etc
- Live Well Erie Van Outreach Weekly
 - Tuesdays – 4 -7pm, Grant and West Ferry
 - Thursdays – 4 – 7pm, St. John Kanty, corner of Broadway and Swinburne St.

ESAP Drug and SHARPs Drop Off Kiosks

• Sherriff Maintained Locations

- Akron; Alden; Brant; Clearance; Colden; Elma; Grand Island; Holland; Lackawanna; Marilla; Springville
- Erie County Facilities at ECC North; ECC South; ECC City; Rath Bldg; Jesse Nash Health Ctr; EC Sherriff's @ 10 Delaware;
- Kaleida Health locations- Buffalo General; John R. Oishei Children's Hospital, Millard Fillmore Suburban Hospital
- Canisius Collage;
- Roswell Park Comprehensive Cancer Center

Local Municipality Kiosk Locations

- Amherst Police Dpt.
- Cheektowaga Police Department
- Orchard Park Police
- Tonawanda Town Police Dpt.
- Evans Police Dept.
- University of Buffalo- North Campus @ Bissell Hall
- All Buffalo Police Departments

Outside of Erie County

- Albion Police Department (Orleans Co.)
- Orleans County Sheriff's Office (Orleans Co.)
- Batavia Police Department (Genesee Co.)
- LeRoy Village Police (Genesee Co.)
- Medina Police Dept (Orleans Co.)
- Wyoming County Sheriff (Wyoming Co.)



Totals Collected

Drugs Destroyed

- 2021 - 7160 lbs
- 2020 - 16520 lbs
- 2019 - 34720 lbs

Sharps Collected

- 2021 – 3528 lbs
- 2020 – 9629 lbs
- 2019 – 8809 lbs



Scan this code:



Visit thepointnry.org
to find a location near you to:

Obtain hypodermic needles and syringes without a prescription
Safely dispose of syringes and needles in secure, anonymous kiosks
Safely dispose of unwanted prescription and over-the-counter medications



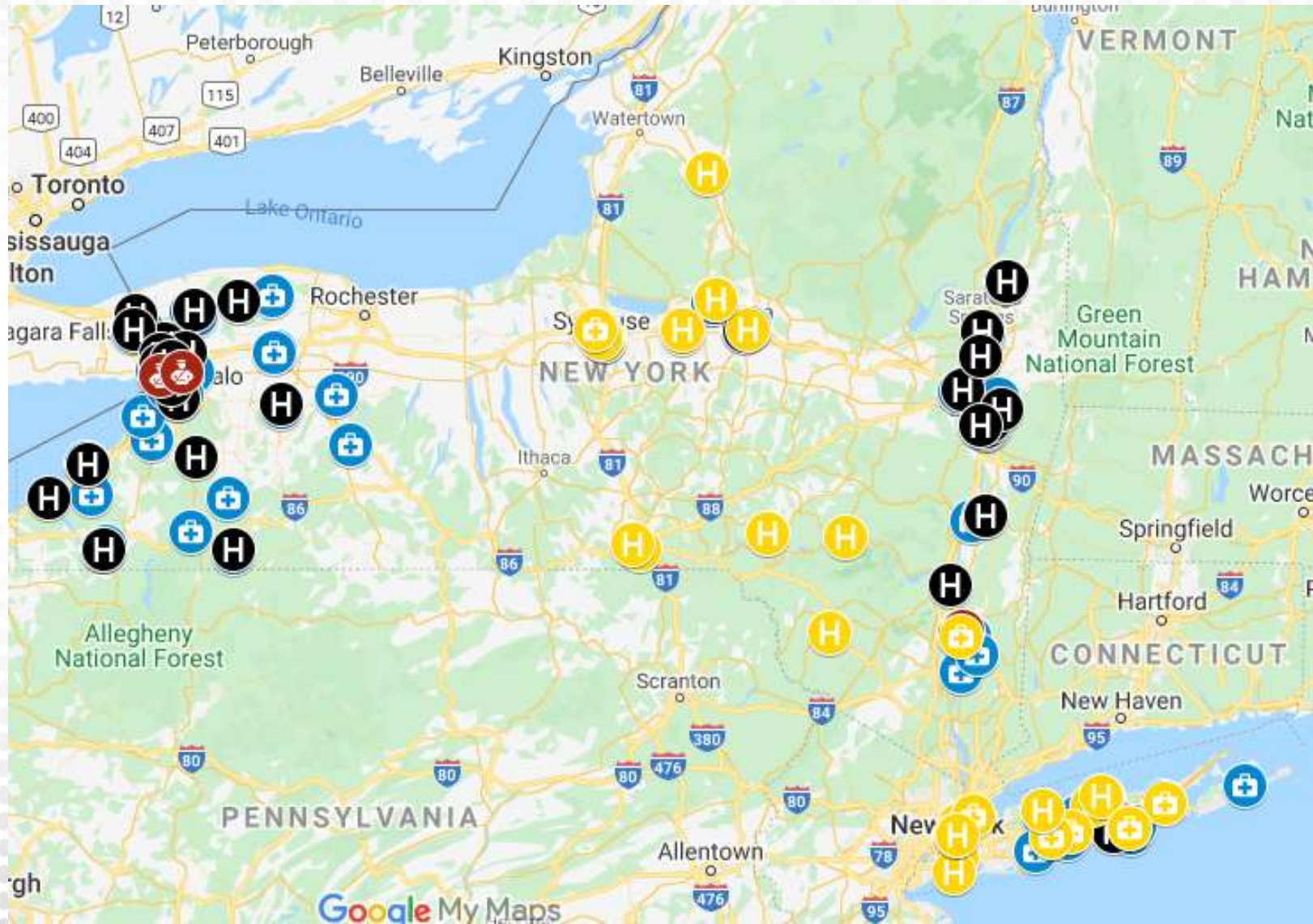
NEW YORK
MATTERS
Medication Assisted Treatment & Emergency Referrals

CALEIGH LOUGHRAN, BA
NY MATTERS PROGRAM COORDINATOR

LUCY CONNERY, MPH
NY MATTERS ASSISTANT PROGRAM COORDINATOR

NEWYORKMATTERS.ORG

Expansion Across New York State



CURRENT STATE OF NY MATTERS

ROBUST NETWORK

- Large network of hospitals, clinics, and pharmacies across NYS



VOUCHER PROGRAM

- Medication voucher to cover up to 14-day buprenorphine RX for patients without insurance
- Transportation vouchers via UBER Health



PEER REFERRALS

- Patient can choose to be linked with a peer for support



REFERRAL SOURCE EXPANSION

- Diversifying referral sources
- Pre-hospital focus



NATIONAL INTEREST

- Including NJ, OR, CA, PA, FL, and VA



Transportation Vouchers

- Patients are now offered transportation to and from their first clinic appointment through a partnership with Uber Health

UBER Health

Medication Voucher Program

- CVS NOW ABLE TO ACCEPT MEDICATION VOUCHERS



Niagara County Correctional Facility & NY MATTERS

- Discharge planners will now be able to offer NY MATTERS referrals to individuals upon release
- Patient will receive...
 - Appointment at their desired treatment organization
 - Medication Voucher (if eligible)
 - Transportation Voucher
 - Peer Referral
 - Follow up at 30, 60, 90, 180 days

Telemedicine Initiatives

VIRTUAL EMERGENCY DEPARTMENTS

- TWO NY MATTERS hospital partners have developed virtual EDs to evaluate and treat patients via telemedicine.
- For OUD related visits, patients have the option to be linked to treatment via NY MATTERS



ONGOING VIRTUAL TREATMENT

- Many of our partner treatment organizations offer virtual visits for initial assessment and/or ongoing treatment



POLICE DEPARTMENTS

- Officers identify individuals who may benefit from OUD consult/referral
- Patient is immediately linked to a telemedicine provider for consult
- Patient may be provided buprenorphine bridge RX



NALOXONE INITIATIVES

LEAVE BEHIND NALOXONE

- EMS crews “leave behind” naloxone at the scenes of any opioid-related calls (homes, businesses, etc.)



TEXT FOR NARCAN

- Phone number to simply text and request Narcan
- Narcan is promptly sent to requested address



WHAT'S NEXT?

NYS DEPARTMENT OF CORRECTIONS

- NYS legislation requires access to MAT in prisons
- MATTERS platform is the perfect solution for post-release linkage



EMS BUPRENORPHINE

- EMS to carry buprenorphine and initiate for naloxone induced withdrawal



INCLUSION OF MENTAL HEALTH

- Map/listing will include other services including cocaine, meth, alcohol, and mental health



NY MATTERS Educational Videos- Coming Soon!

- Introduction to Medications for Opioid Use Disorder
- Discharging Patients- 'What Now'
- Myth Buster Video



Feel free to reach out with
any further questions!

Caleigh Loughran

cloughran@buffalomatters.org

Lucy Connery

lconnery@buffalomatters.org

www.newyorkmatters.org





Erie County
Opiate Epidemic
Task Force

WNY Response After Overdose

WNY RESPONSE AFTER OVERDOSE PROJECT



Erie County
HEALTH

Narcan trainings

- Back in person
- Trainings in 2021
 - 25 first responder depts
 - 293 first responders



Type	# departments trained	# people trained
Law enforcement	2	50
Fire	18	186
Other first responders	5	57
Community	7	108



WNY Response
After Overdose



Erie County
HEALTH

Text for Narcan

- Over 1,300 boxes mailed
- Sent to over 1,200 people
- Resources and support included



**WNY Response
After Overdose**



**Erie County
HEALTH**

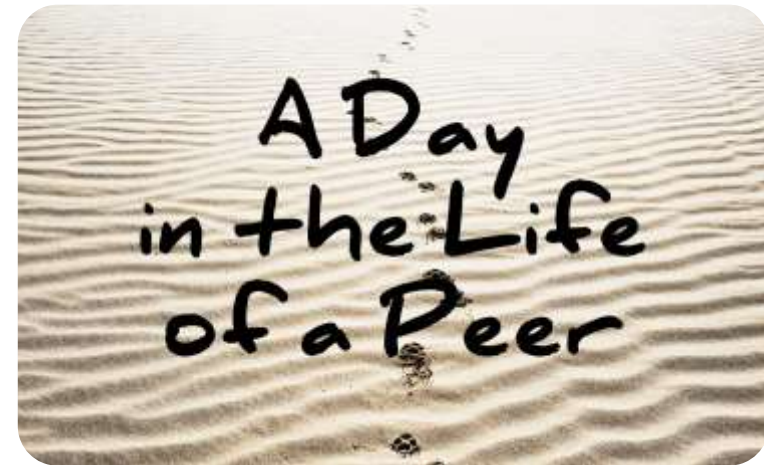
Narcan wall boxes

- 750 boxes distributed in community
- Refills are mailed
- Central pickup established in several counties



Community of Peer Enrichment (COPE)

- WNY peer group meeting in-person
- Training and skills
- Networking and support
- Self-care



WNY Response
After Overdose



Erie County
HEALTH

ERIE COUNTY
Opioid Mortality Review Board



**Learning From The Past
To Make A Better Future**

OMRB Update

ECOTF Meeting: August 2, 2021

Preliminary Data

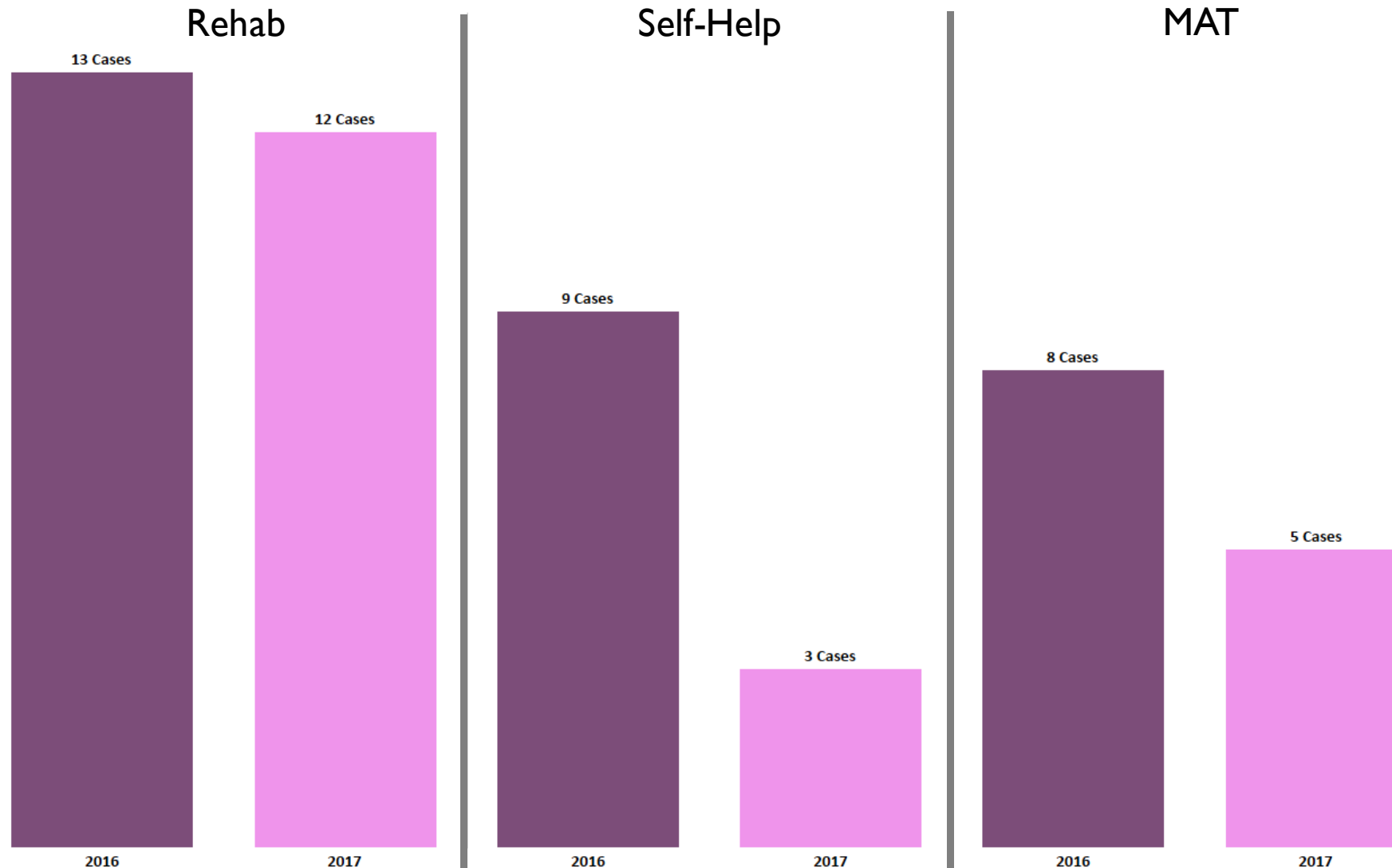
- Data is currently still being processed and analyzed
- Preliminary data is providing evidence for three areas of recommendation:
 - Best Practices in Treatment/Medical Agencies
 - Lack of MAT approaches
 - Primary Prevention in Childhood (As related to trauma)



Preliminary Data

Best Practices in Treatment/Medical Agencies

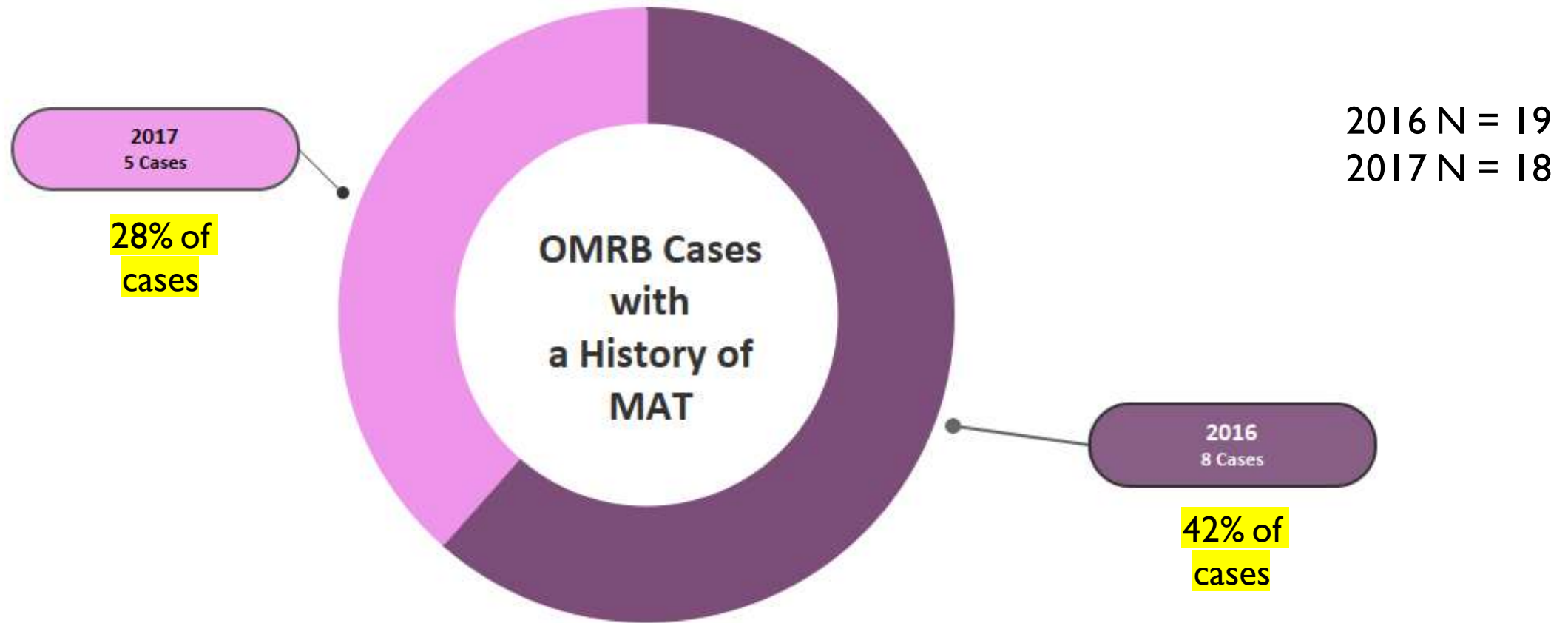
OMRB Cases Methods of Treatment (Inpatient & Outpatient)



2016 N = 19
2017 N = 18

Preliminary Data

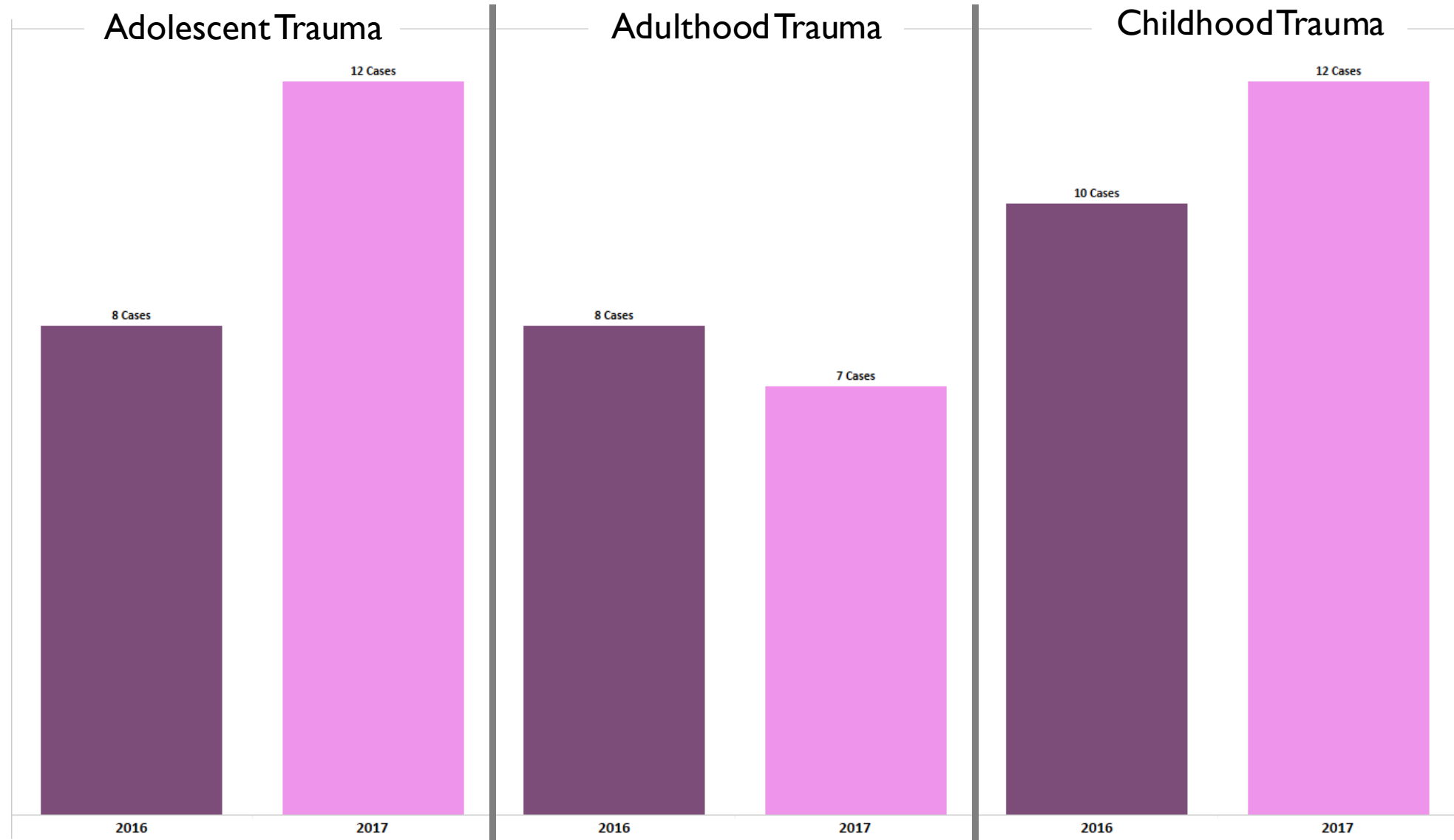
Lack of MAT approaches



Preliminary Data

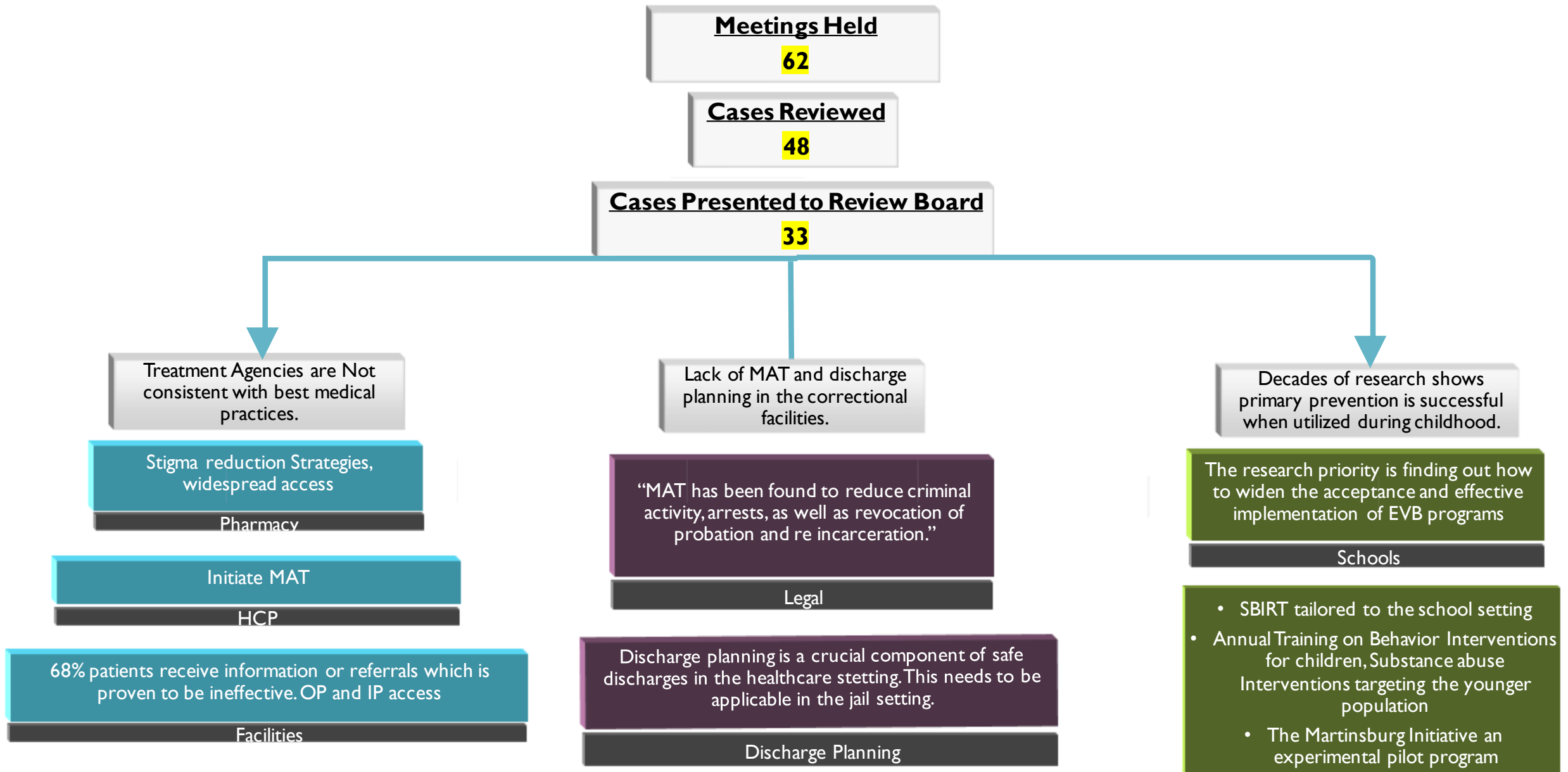
Primary Prevention in Childhood (As related to trauma)

Identified Trauma in OMRB Cases



2016 N = 19
2017 N = 18

Action Recommendations by OMRB



What else we've been up to...



Kelly: Back to Outreach
Collateral Hope and Recovery
Wednesdays
5:30pm-7:30 pm
2784 Seneca St, WS 14224



IT TAKES A COMMUNITY

ITAC

EMW

**DRUG & ALCOHOL
PREVENTION COALITION**

Info at itacemw.com
Health & Safety Resources
Mini Health Fair
Current Substance Trends
Kids Escaping Drugs
EMW FOCUS Group Data
Catalyst Research

JOIN US AT A TOWN HALL MEETING
August 3 : The Village Green Park
6:30-8PM : 3001 Bowen Road Elma


**communities
talk** 
to prevent underage drinking

**FREE
ICE CREAM
& SCHOOL
SUPPLIES** 

Continued Community Engagement
Suzanne attending this event tomorrow
with OMRB and general information



**RoseAnn Passed
her CRPA State
Exam!**



RoseAnn's Outreach

- *Pop Up Vaccine Pods**
- *St John Kanty Church**
Thursdays
4pm-7pm
- *Monday through Friday**
11 am-1pm Downtown In
Specific Targeted Areas

International Overdose Awareness Day

Tuesday– August 31, 2021
10am – 6pm

***Memorial Display of
Loved Ones Lost***

**92 Franklin Street
Buffalo, NY 14202**
**(Front Lawn of Old County Hall
Corner of Franklin and Church Streets)**

International Overdose Awareness Day



Please join us to
remember and respect
our Loved Ones lost to this
epidemic. A closing prayer
and reading of the names will
be offered at 6pm.

*If you have a loved one you
want to honor, please email
name, picture, dob, date of
death and a little blurb about
them to:
opiatetaskforce@erie.gov



Erie County Opiate Epidemic Task Force
Family & Consumer, Support & Advocacy Section



Erie County Probation Department

OPIOID TASK FORCE MEETING
08/02/21



Current Status of Opioid Unit

Currently have 30 probationers on Caseload

- PN Kathy has 19 in Unit and 17 on other caseloads
- PN Julian has 11 in Unit and 22 on other caseloads

2 probationers were transferred to general caseloads (bringing total to 3)

3 probationers transferred to Absconder unit

3 active VOP

1 probationer at an inpatient facility

0 probationers in jail

1 Death

0 Fatal/nonfatal OD



Opioid Grant/Opioid Unit Data

Since start of COSSAP grant we have linked 51 probationers for supervision and programming in the Opioid Unit.

Additionally, 46 individuals from general caseloads have been linked with Peer Navigators.

8 individuals were linked with Opioid Unit since January.

The unit saw 0 non-fatal Overdoses in last six months. 2 people on unit died.

In the last six months the department has distributed 53 Narcan kits.

Since we began using the TCU V we have screened 2,548 individuals for possible SUD.



New Initiatives

NY Matters

- Collaboration with DOH
- 9 Probation staff are trained in using so that treatment appointment can be set up.

In April and May the Probation Officer, the Peer Navigators and the Program Coordinator participated in Interactive Journaling training.

- 3 Probationers from Unit have begun using IJ and are working through the Getting Started workbook.
- 2 more probationers have been identified and are slated to begin.
- Feedback thus far has been positive.



Updates

Grant extension and continuation

- We received approval for a grant extension on our current grant through September of 2022.
- Department has submitted a grant proposal that expands the work we are currently undertaking as it regards to Opioid and Stimulant use.

Thank You

Erie County Probation Opioid Unit

Supervisor: Kim Reese

Program Coordinator: Anita Robillard

Probation Officer: Melissa Mayhew

Peer Navigator: Kathryn Appenheimer

Peer Navigator: Julian Campbell

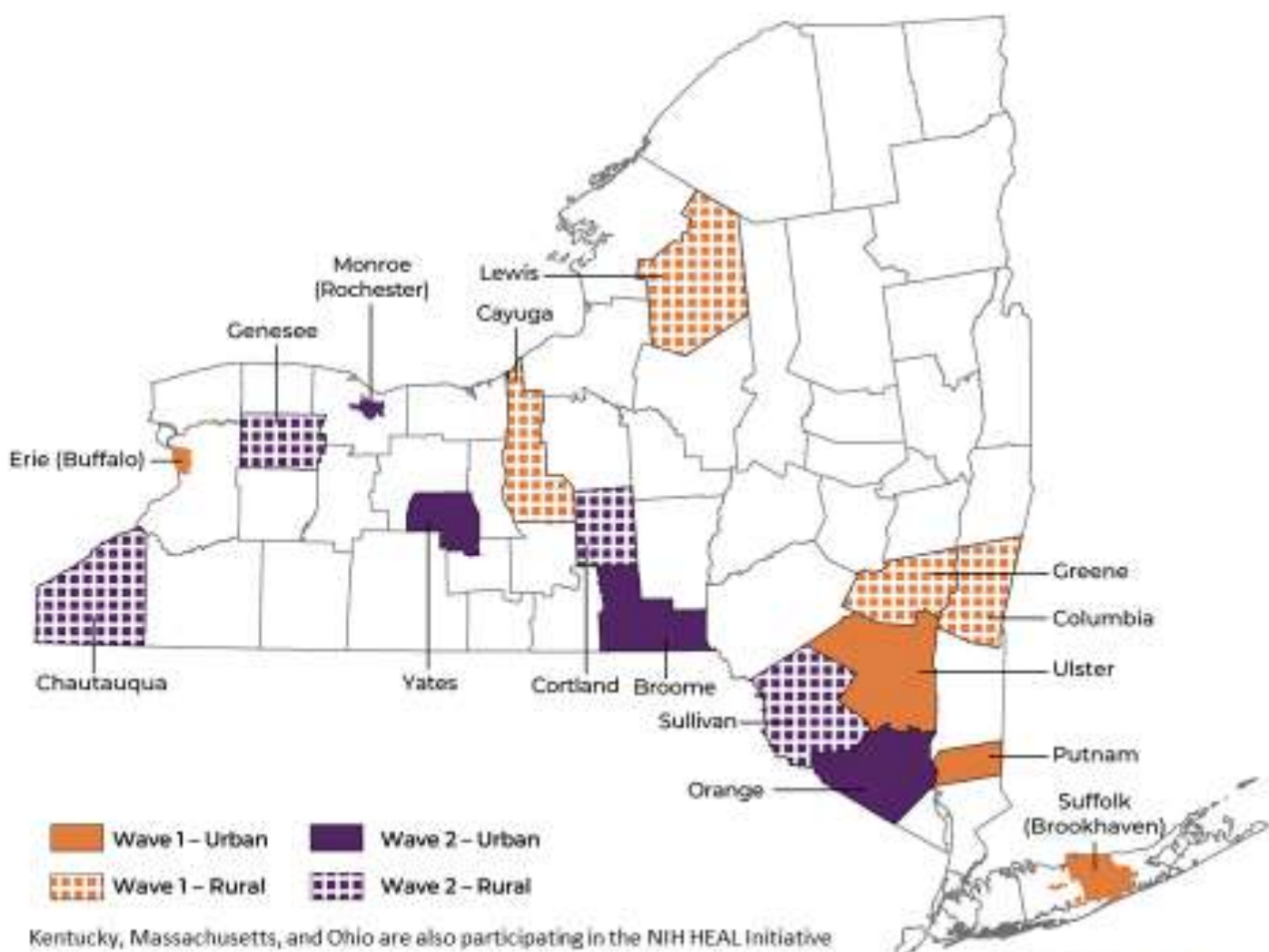


HEALing Community Study



HEAL study aims to

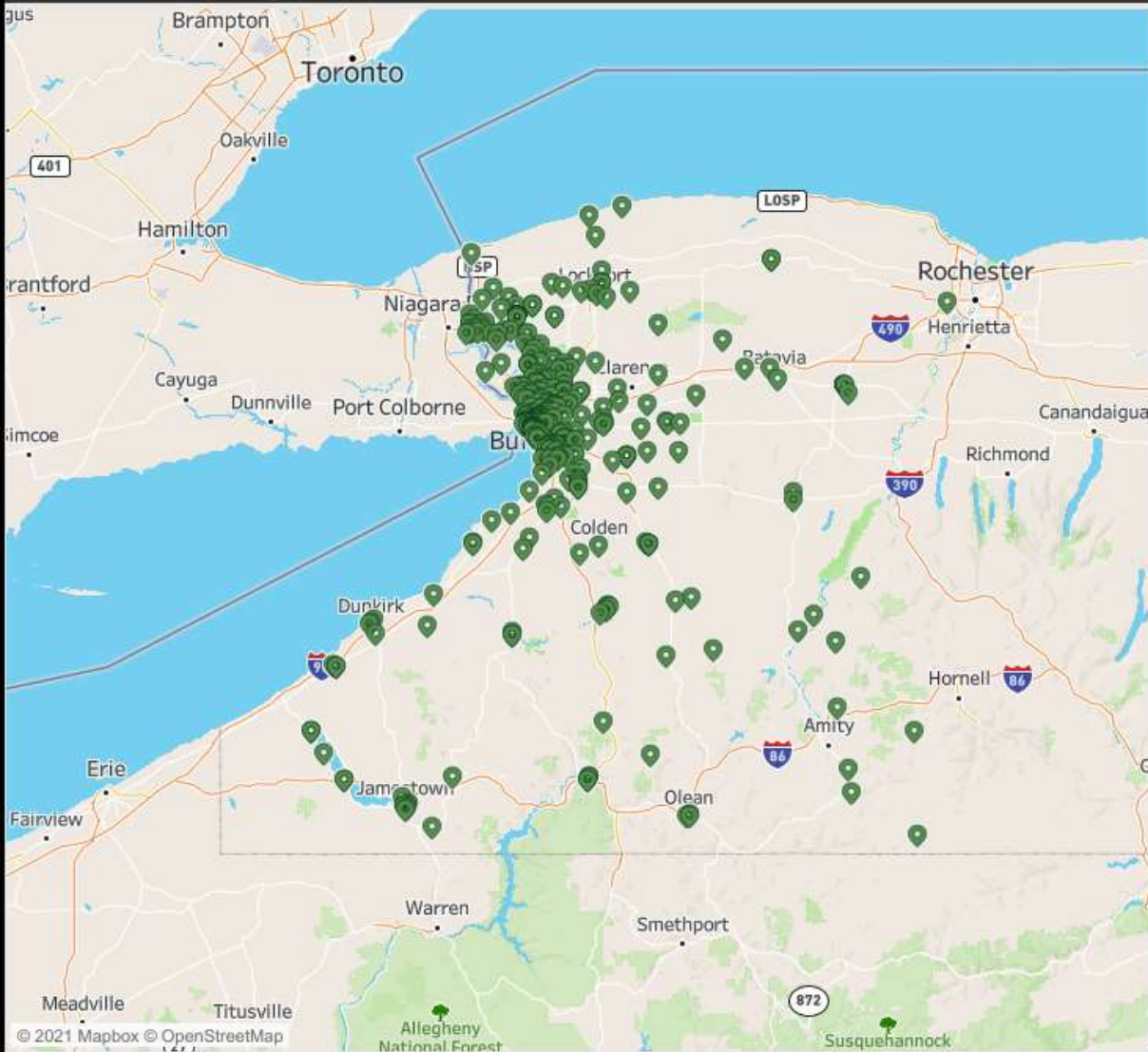
- Expand navigation services to connect people to MAT
- Increase overdose education and the distribution of Narcan
- Reduce stigma
- Create systems for tracking opioid use and available services





Find Naloxone Wall Boxes and Kits

Provided by the Erie County Department of Health since 2019



Summary Information

Of Naloxone wall boxes and kits provided since 2019

Total Wall Boxes:

666

Total Kits:

1,433

[What's the difference between a Naloxone Wall Box and a Kit?](#)

[Click Here for Opioid Information and Resources](#)

Map Filters

Date:

2/3/2019 to 7/16/2021

City/Town:

All

Zip Code:

All

County

All

Of Naloxone wall boxes and kits provided since 2019

103

316

[Click Here for Opioid Information and Resources](#)

Map Filters

1/1/2021 to 7/16/2021

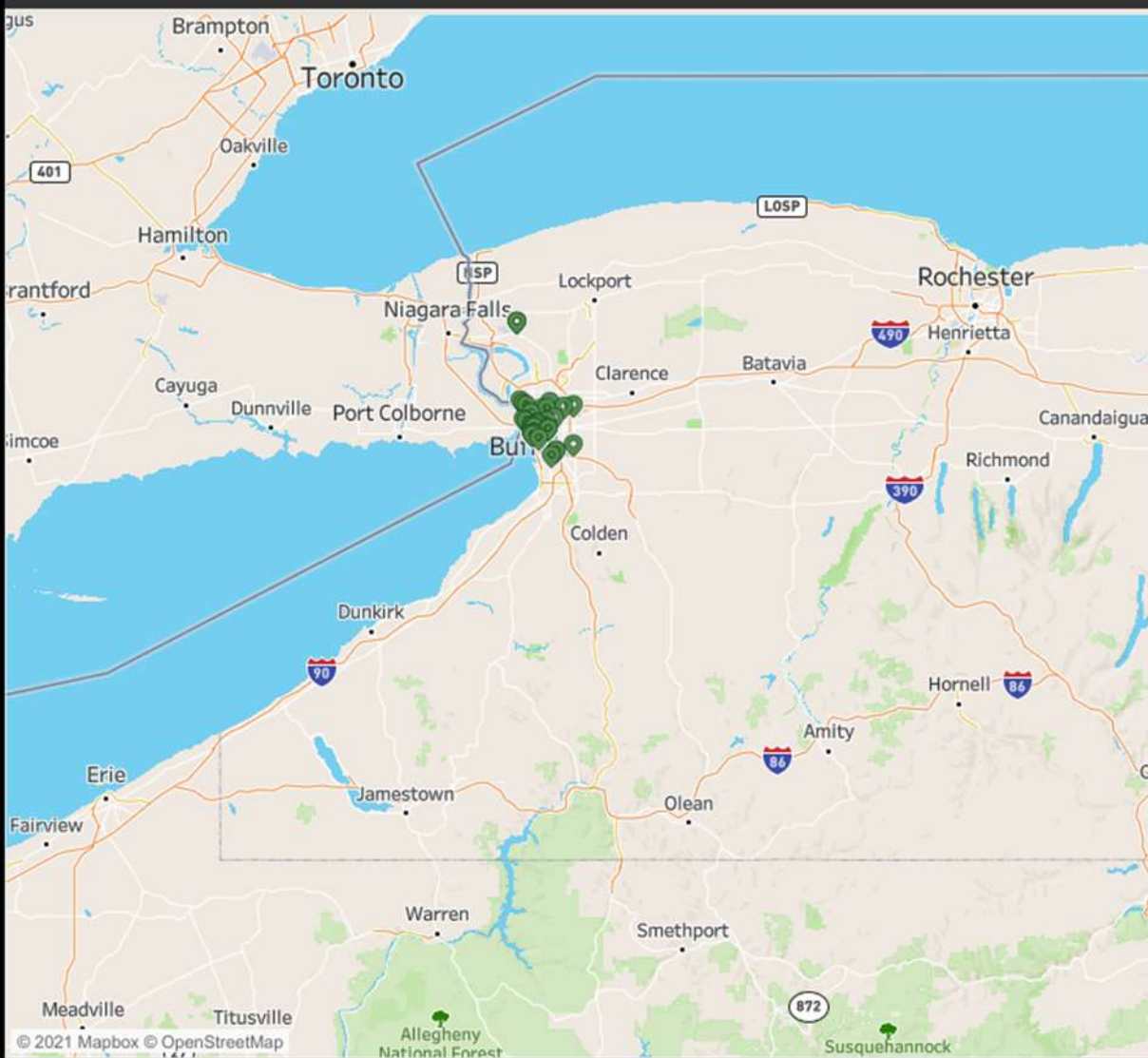
All

All

All

Find Naloxone Wall Boxes and Kits

Provided by the Erie County Department of Health since 2019



Summary Information

Of Naloxone wall boxes and kits provided since 2019

Total Wall Boxes:

27

Total Kits:

34

[What's the difference between a Naloxone Wall Box and a Kit?](#)

[Click Here for Opioid Information and Resources](#)

Map Filters

Date:

1/1/2021 to 7/16/2021

City/Town:

Buffalo

Zip Code:

All

County

All

Filters

Date

02/03/19 07/16/21

City

County

Zip Code

Naloxone Wall Box / Refill Kit Summaries

Total Sites Provided with Naloxone Wall Boxes and Kits:

423

Total Naloxone Wall Boxes Distributed:

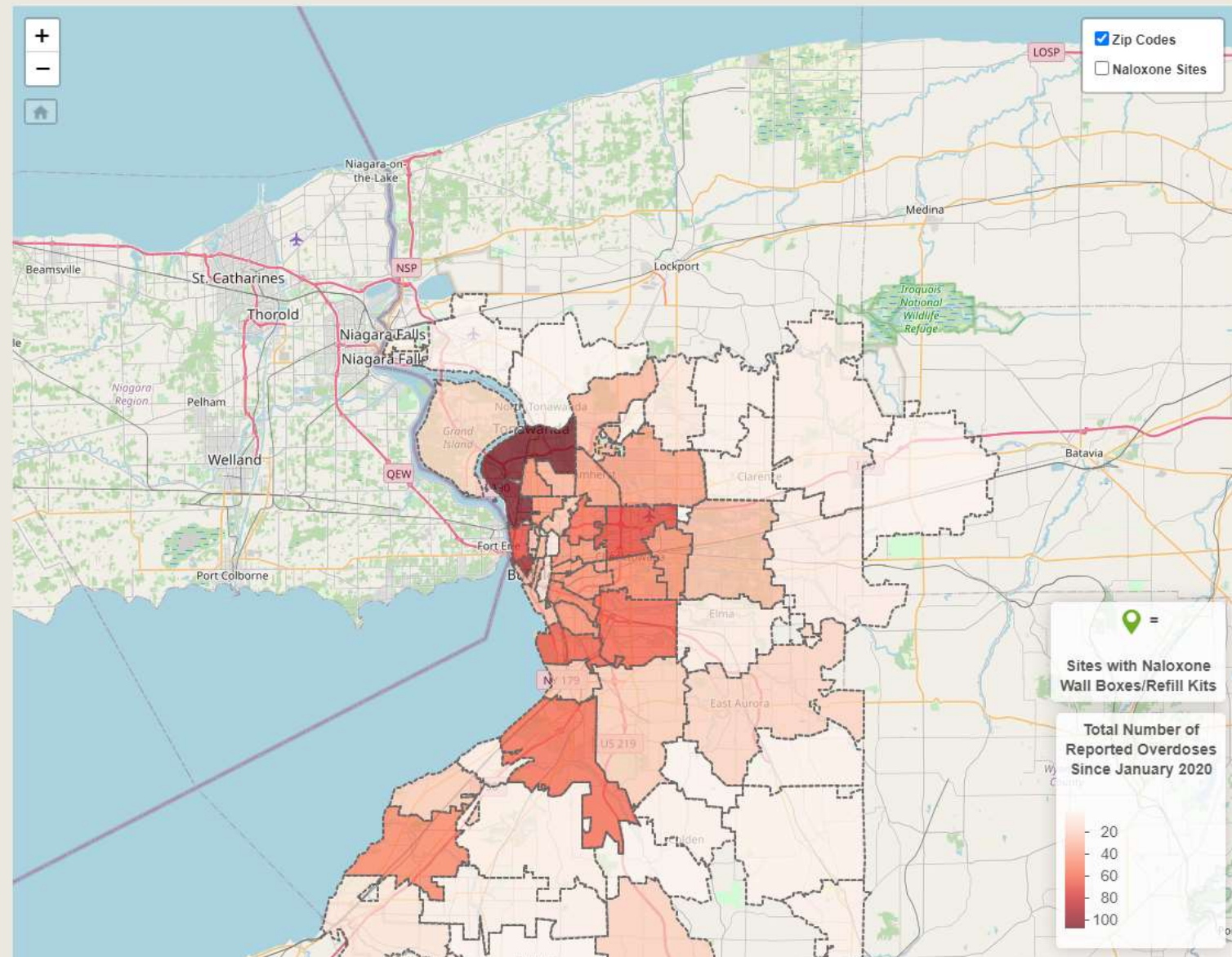
666

Total Naloxone Kits Distributed:

1433

Overall, 0 site(s) could not be mapped due to limitations in geocoding and/or missing geospatial data within the original data set.

Data last updated on **Wednesday, July 21, 2021 - 1:26:31 PM EDT**



Filters

Date



City

County

Zip Code

Naloxone Wall Box / Refill Kit Summaries

Total Sites Provided with Naloxone Wall Boxes and Kits:

423

Total Naloxone Wall Boxes Distributed:

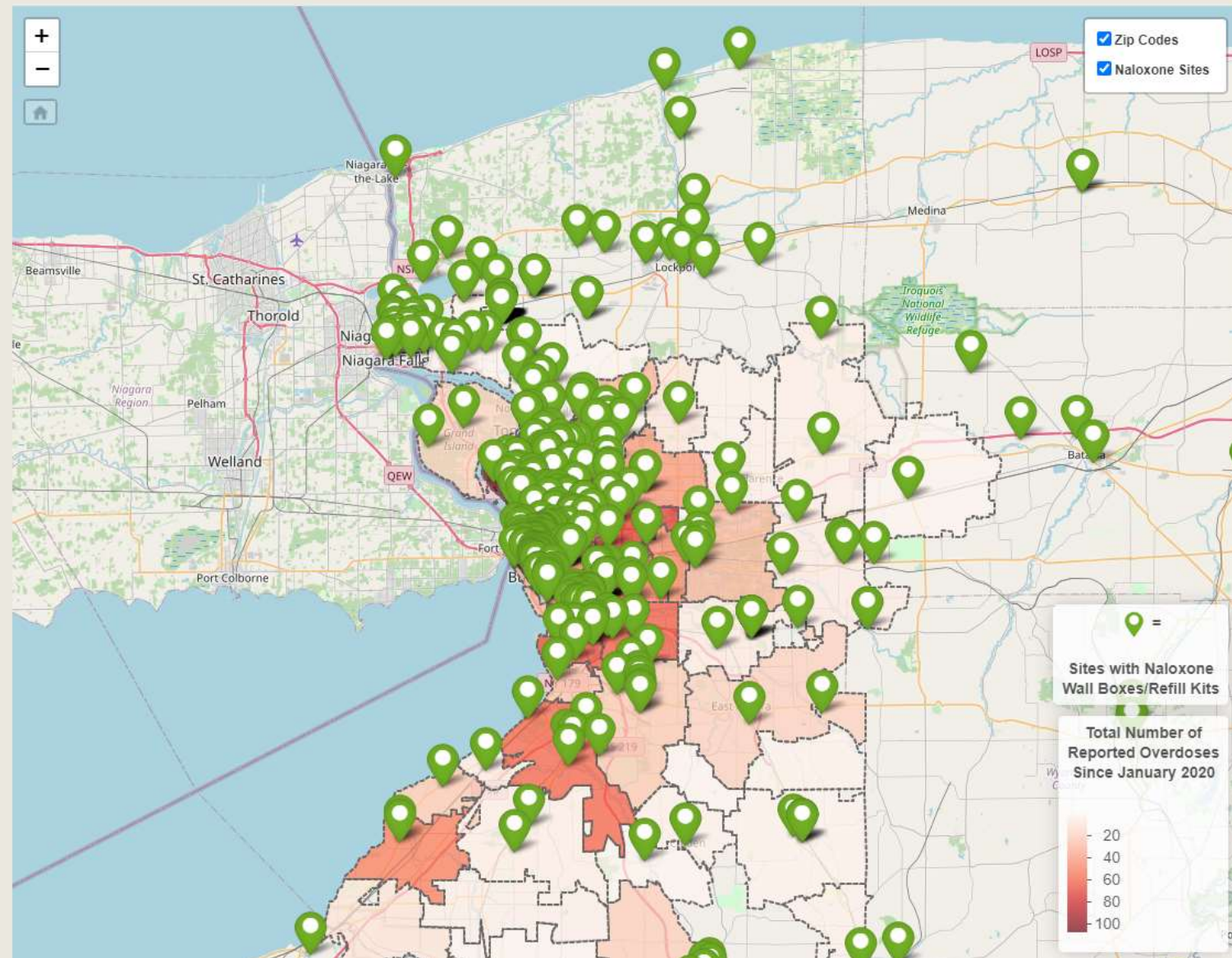
666

Total Naloxone Kits Distributed:

1433

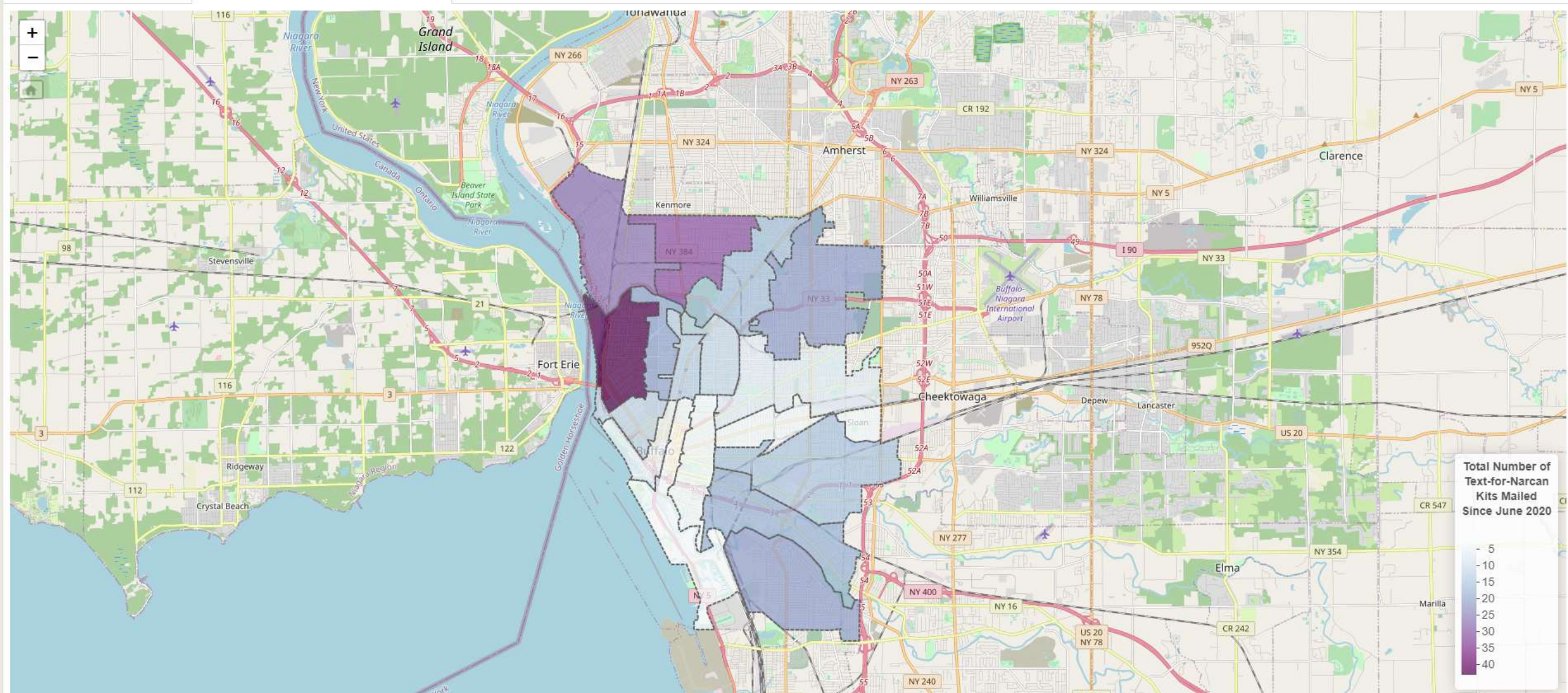
Overall, 0 site(s) could not be mapped due to limitations in geocoding and/or missing geospatial data within the original data set.

Data last updated on Wednesday, July 21, 2021 - 1:26:31 PM EDT





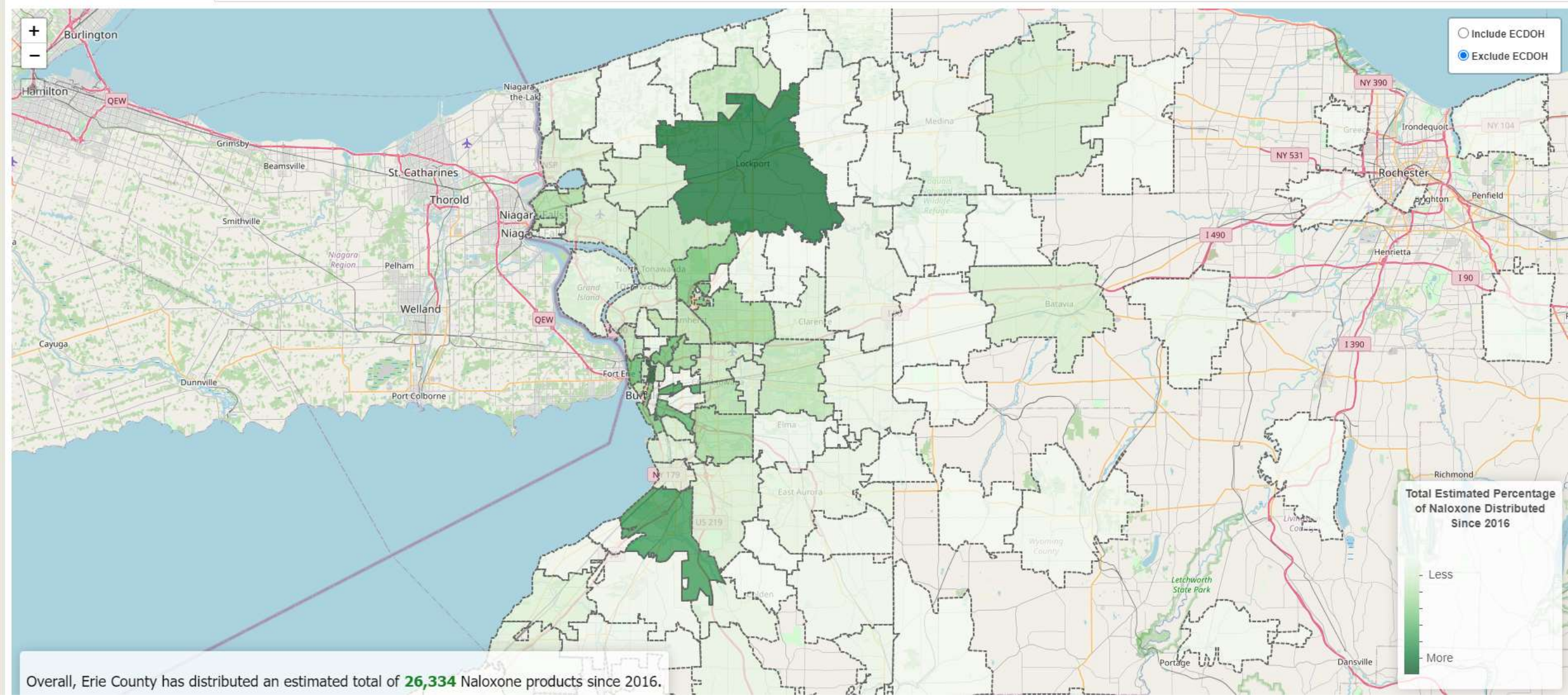
["Text for Narcan" Distribution Map](#) ["Text for Narcan" Distribution Map \(City of Buffalo\)](#) ["Text for Narcan" Distribution Summary](#) ["Text for Narcan" City Distribution Table](#)



Total Overall Naloxone Distribution Map

Total Overall Naloxone Distribution Map - Erie County

Total Overall Naloxone Distribution Map - City of Buffalo



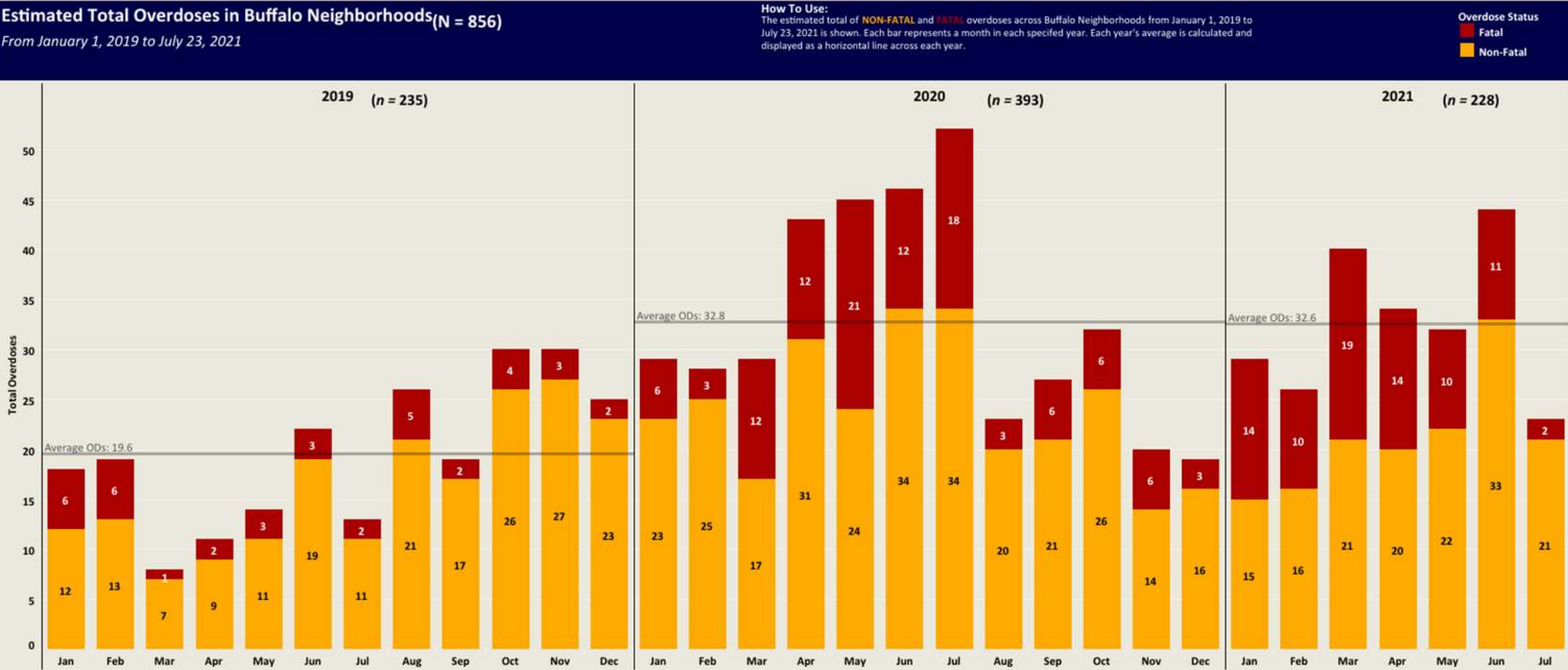
Estimated Opioid Overdoses across Buffalo Neighborhoods

2019-2021

Estimated Opioid Overdoses across Buffalo Neighborhoods

From Januarv 1. 2019 to Julv 23. 2021

Since 2019, neighborhoods in Buffalo have seen 856 opioid ODs with the majority of them being recorded in 2020 so far. Noticeable increases were seen in 2020 from April to July, with the most deaths reported in May 2020 and June 2021 so far.	Historically, most ODs were seen in the west and central areas of Buffalo. The Riverside Park area had seen the most ever (27) in 2020. So far this year, the Columbus neighborhood has the most ODs to date in 2021. (21)	Buffalo neighborhoods can also be grouped into sectors. The West sector has seen the most ODs since 2019. All sectors had an overall increase in ODs from 2019 to 2020. The West and East sectors accounted for more than half of the ODs in 2020.	Non-fatal ODs make up 73.4% of all ODs in Buffalo since 2019. Historically, most non-fatal ODs were reported in the West and Central neighborhoods. This year so far, most non-fatal ODs are seen in the Columbus and Front Park neighborhoods.	Sixteen neighborhoods have a total of non-fatal ODs that are higher than the overall average in Buffalo. The most non-fatal ODs were reported in the West and Central neighborhoods of Riverside Park, the Central Business District, and Lakeview.	Most fatal ODs were initially seen in the Riverside Park area. Over time, most fatal ODs have spread into central and east areas as well. This year, most ODs have been seen in the Bryant area so far.	Twenty-one neighborhoods have a total of fatal ODs that are higher than the o...
---	--	--	---	---	---	--



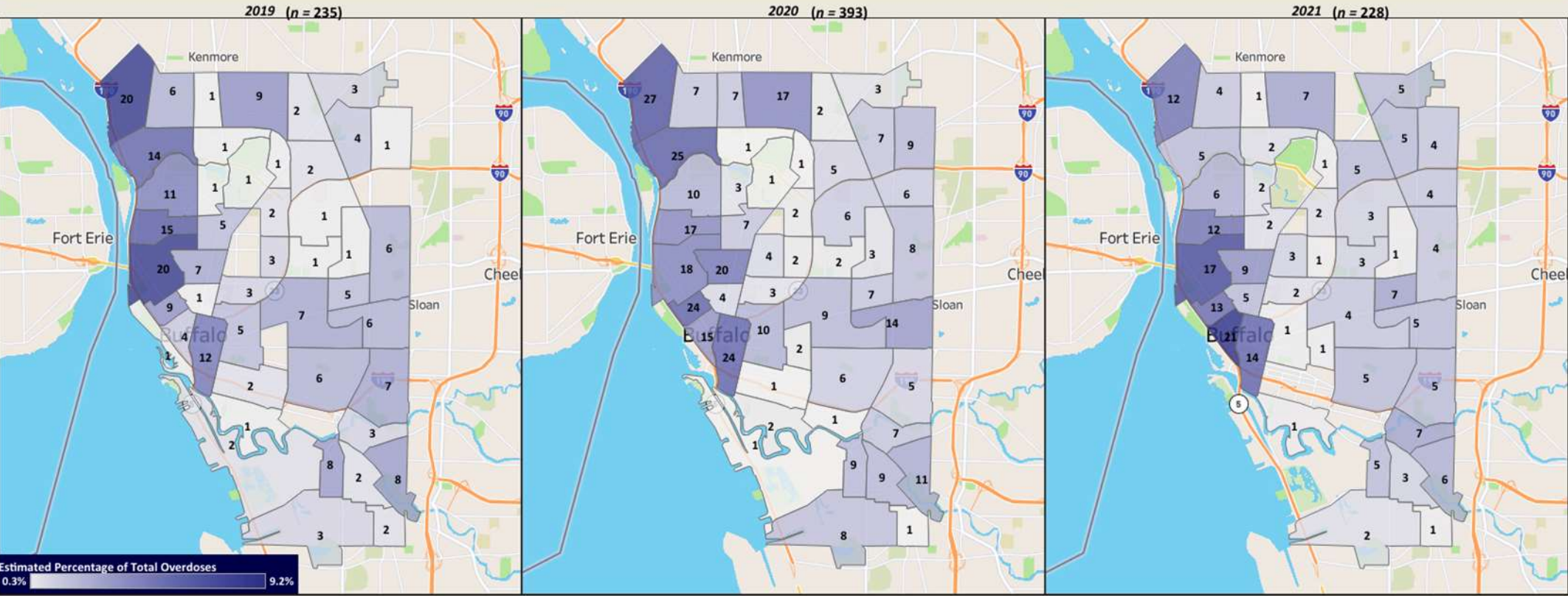
Estimated Opioid Overdoses across Buffalo Neighborhoods

From January 1, 2019 to July 23, 2021

Since 2019, neighborhoods in Buffalo have seen 856 opioid ODs with the majority of them being recorded in 2020 so far. Noticeable increases were seen in 2020 from April to July, with the most deaths reported in May 2020 and June 2021 so far.	Historically, most ODs were seen in the west and central areas of Buffalo. The Riverside Park area had seen the most ever (27) in 2020. So far this year, the Columbus neighborhood has the most ODs to date in 2021. (21)	Buffalo neighborhoods can also be grouped into sectors. The West sector has seen the most ODs since 2019. All sectors had an overall increase in ODs from 2019 to 2020. The West and East sectors accounted for more than half of the ODs in 2020.	Non-fatal ODs make up 73.4% of all ODs in Buffalo since 2019. Historically, most non-fatal ODs were reported in the West and Central neighborhoods. This year so far, most non-fatal ODs are seen in the Columbus and Front Park neighborhoods.	Sixteen neighborhoods have a total of non-fatal ODs that are higher than the overall average in Buffalo. The most non-fatal ODs were reported in the West and Central neighborhoods of Riverside Park, the Central Business District, and Lakeview.	Most fatal ODs were initially seen in the Riverside Park area. Over time, most fatal ODs have spread into central and east areas as well. This year, most ODs have been seen in the Bryant area so far.	Twenty-one neighborhoods have a total of fatal ODs that are higher than the o...
---	--	--	---	---	---	--

Estimated Total Overdoses In Buffalo Neighborhoods (N = 856)
From January 1, 2019 to July 23, 2021

How To Use:
The estimated total of overdoses across Buffalo Neighborhoods from January 1, 2019 to July 23, 2021 is shown. The total number of overdoses in each neighborhood are labeled on each map. Each map represents a different year. Hover or select each neighborhood to learn more information about the overdoses in that area.



Estimated Opioid Overdoses across Buffalo Neighborhoods

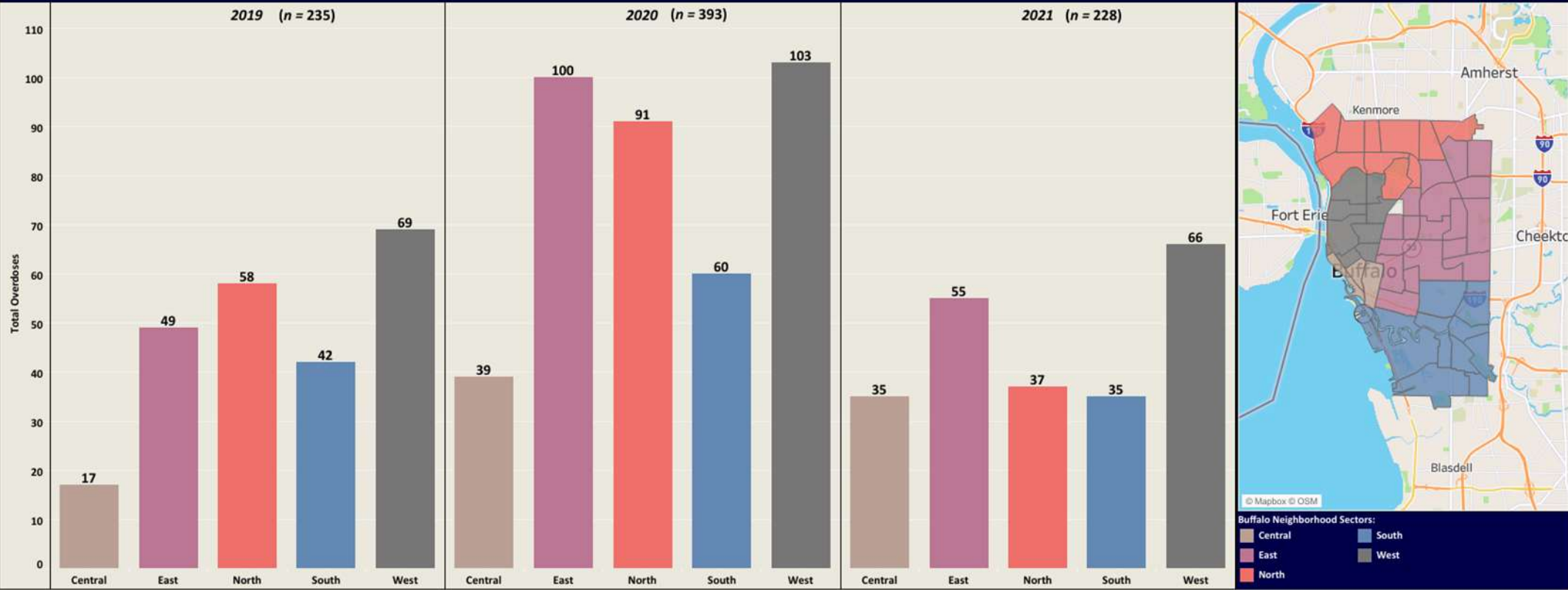
From Januarv 1. 2019 to Julv 23. 2021

Since 2019, neighborhoods in Buffalo have seen 856 opioid ODs with the majority of them being recorded in 2020 so far. Noticeable increases were seen in 2020 from April to July, with the most deaths reported in May 2020 and June 2021 so far.	Historically, most ODs were seen in the west and central areas of Buffalo. The Riverside Park area had seen the most ever (27) in 2020. So far this year, the Columbus neighborhood has the most ODs to date in 2021. (21)	Buffalo neighborhoods can also be grouped into sectors. The West sector has seen the most ODs since 2019. All sectors had an overall increase in ODs from 2019 to 2020. The West and East sectors accounted for more than half of the ODs in 2020.	Non-fatal ODs make up 73.4% of all ODs in Buffalo since 2019. Historically, most non-fatal ODs were reported in the West and Central neighborhoods. This year so far, most non-fatal ODs are seen in the Columbus and Front Park neighborhoods.	Sixteen neighborhoods have a total of non-fatal ODs that are higher than the overall average in Buffalo. The most non-fatal ODs were reported in the West and Central neighborhoods of Riverside Park, the Central Business District, and Lakeview.	Most fatal ODs were initially seen in the Riverside Park area. Over time, most fatal ODs have spread into central and east areas as well. This year, most ODs have been seen in the Bryant area so far.	Twenty-one neighborhoods have a total of fatal ODs that are higher than the o...
---	--	--	---	---	---	--

Estimated Total Overdoses in Buffalo Neighborhood Sectors

From January 1, 2019 to July 23, 2021

How To Use:
The estimated total of overdoses across Buffalo Neighborhood Sectors from January 1, 2019 to July 23, 2021 is shown by neighborhood. The total number of estimated overdoses in each bar are labeled. Hovering or selecting each bar will provide additional information. The map that is provided displays each neighborhood within its sector. Hovering or selecting a neighborhood on the map will provide additional information about the overdoses in that area.



Estimated Opioid Overdoses across Buffalo Neighborhoods

From Januarv 1. 2019 to Julv 23. 2021

Non-fatal ODs make up 73.4% of all ODs in Buffalo since 2019. Historically, most non-fatal ODs were reported in the West and Central neighborhoods. This year so far, mo...

Sixteen neighborhoods have a total of non-fatal ODs that are higher than the overall average in Buffalo. The most non-fatal ODs were reported in the West and Central neighborhoods of Riverside Park, the Central Business District, and Lakeview.

Most fatal ODs were initially seen in the Riverside Park area. Over time, most fatal ODs have spread into central and east areas as well. This year, most ODs have been seen in the Bryant area so far.

Twenty-one neighborhoods have a total of fatal ODs that are higher than the overall average in Buffalo. Most fatal ODs were reported in the North and West neighborhoods of Front Park, Riverside Park, Black Rock, and Bryant.

Since 2019, the amount of ODs that have a suspected drug reported has steadily decreased. These observations are subjectively reported by first responders. Confirmed drugs can only be obtained from toxicology reports in fatal ODs.

Currently, the Central sector has the highest proportion of ODs that have a suspected drug reported. The East sector currently has the most ODs without a suspected drug reported.

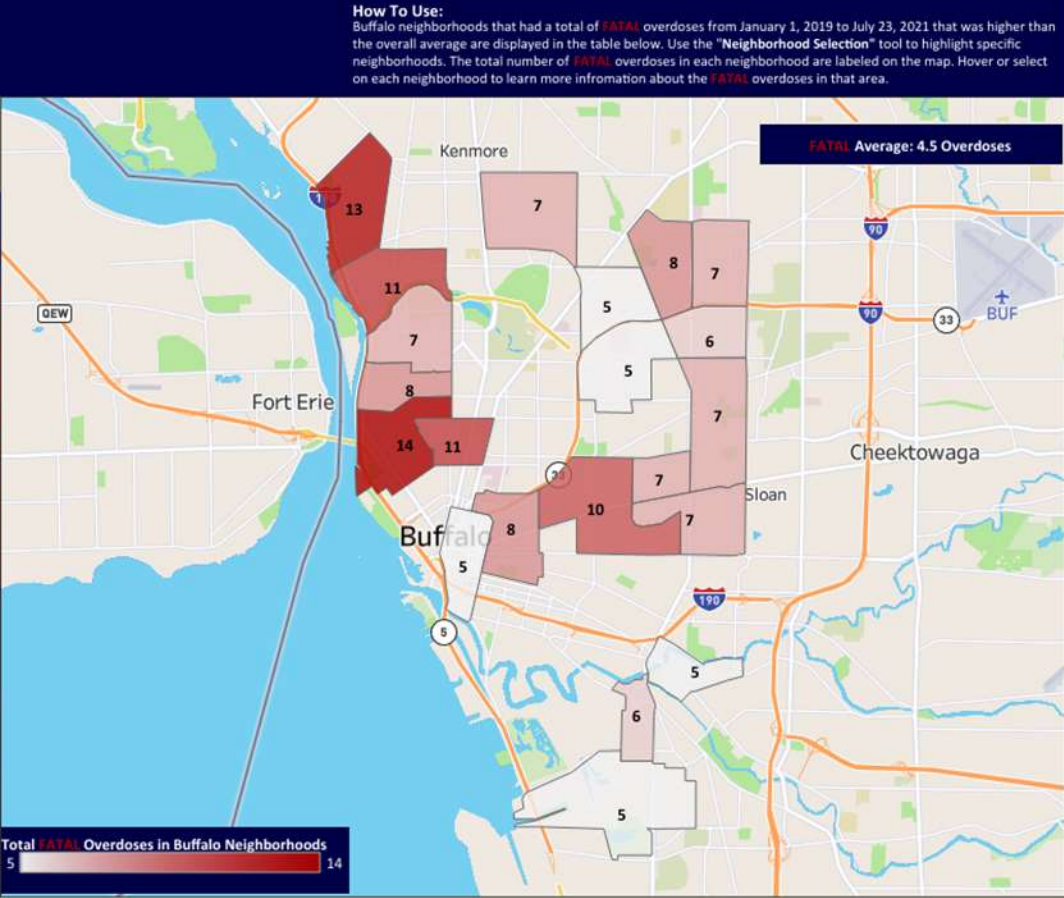
Heroin has remained the most reported suspected drug across all sectors since 2019. This data is subjective and reflects preliminary declarations made by first responders as confirmed drugs can onl...

Buffalo Neighborhoods with Higher than Average FATAL Overdoses

From January 1, 2019 to July 23, 2021

Neighborhood Selection
No items highlighted

Neighborhood	Total FATAL Overdoses
Front Park	14
Riverside Park	13
Black Rock	11
Bryant	11
Broadway-Fillmore	10
Grant Ferry	8
Lasalle	8
Willert Park	8
Emerson	7
Forest	7
Kensington	7
Lovejoy	7
North Park	7
Schiller Park	7
Kenfield	6
Triangle	6
Central Business District	5
Grider	5
Leroy	5
Seneca	5
South Park	5



Estimated Opioid Overdoses across Buffalo Police Districts (BPD)

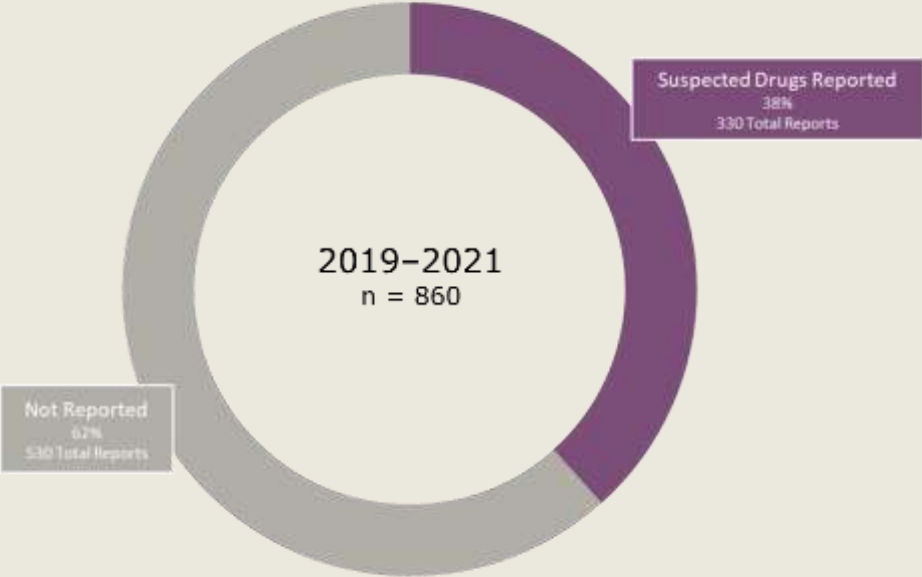
From January 1, 2019 to July 23, 2021

District B has an overall total of 58 fatal overdoses since 2019. This year so far, the majority of fatalities are seen in those that are between 50 to 59 years old.	District C has an overall total of 25 fatal overdoses since 2019. This year so far, the fatalities appear to be evenly distributed between those who are 20 to 49 years old.	District D has an overall total of 59 fatal overdoses since 2019. This year so far, the majority of fatalities are seen in those aged 40 to 49 years old.	District E has an overall total of 23 fatal overdoses since 2020. This year so far, the majority of fatalities are seen in those aged 30 to 39 and 50 to 59 years old.	Reporting/analysis of suspected drugs at overdose scenes is being worked on. This data is based on first responder perceptions. As a result, most suspected drugs are unknown at this time.	For cases with a report of suspected drugs, Heroin continues to be the most reported. Again, this is based on officer perceptions as objective analyses can only be done for fatal toxes.	For cases with a report of suspected drugs, Heroin and Cocaine continues to be the most reported. Work needs to be done to improve the process of identifying suspected drugs found.
---	--	---	--	---	---	--

Total Suspected Drugs at Overdose Scenes

From January 1, 2019 to July 23, 2021

Total Suspected Drugs at Overdose Scenes



Limitations

- Suspected drugs at scenes
- Subjective reports – i.e. unknown or unspecified substance, no substances located
- First pass may not have picked up keywords
- Keyword limitations

Next Steps

- Manually identify and pull from individual reports
- Further identify and assess limitations
- Analyze locations of suspected ODs pre COVID, COVID shutdown, and COVID reopening

Narcan Materials & Restaurant Program

Text for Narcan Window Decal

**FENTANYL
MAY BE IN YOUR:**

- **KNOCK-OFF PILLS**
- **COCAINE**
- **CRACK**
- **METH**
- **OTHER STREET DRUGS**

CARRY NARCAN

Addiction Hotline
716-831-7007



Text for Narcan
(716) 225-5473



 Erie County
Department of
Health

 Erie County
Public Health

