



**Erie County  
Department of  
Health**



**Public Health**  
Prevent. Promote. Protect.

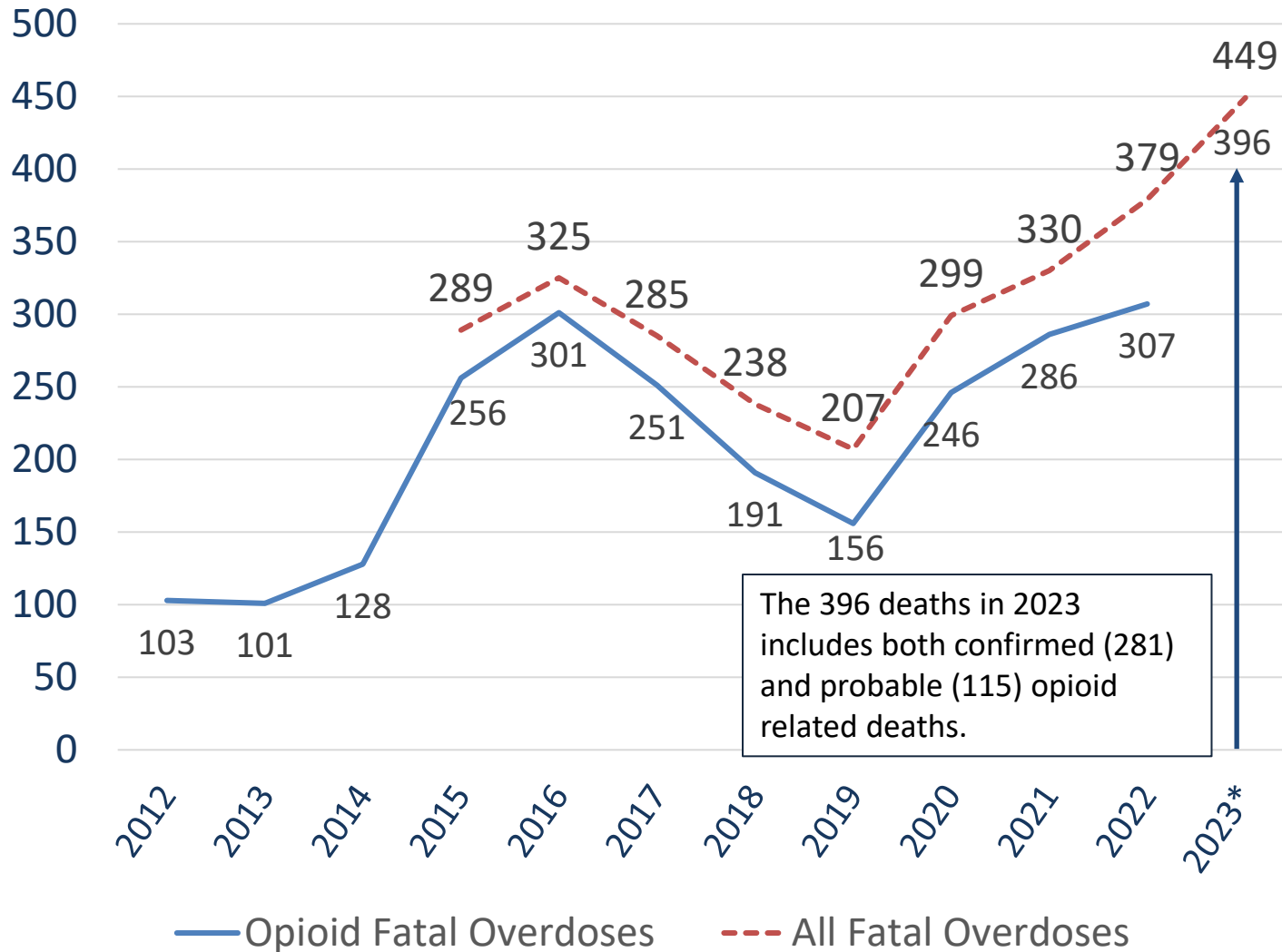


**Erie County  
Opiate Epidemic  
*Task Force***

# OPIOID OVERDOSE DEATHS ERIE COUNTY

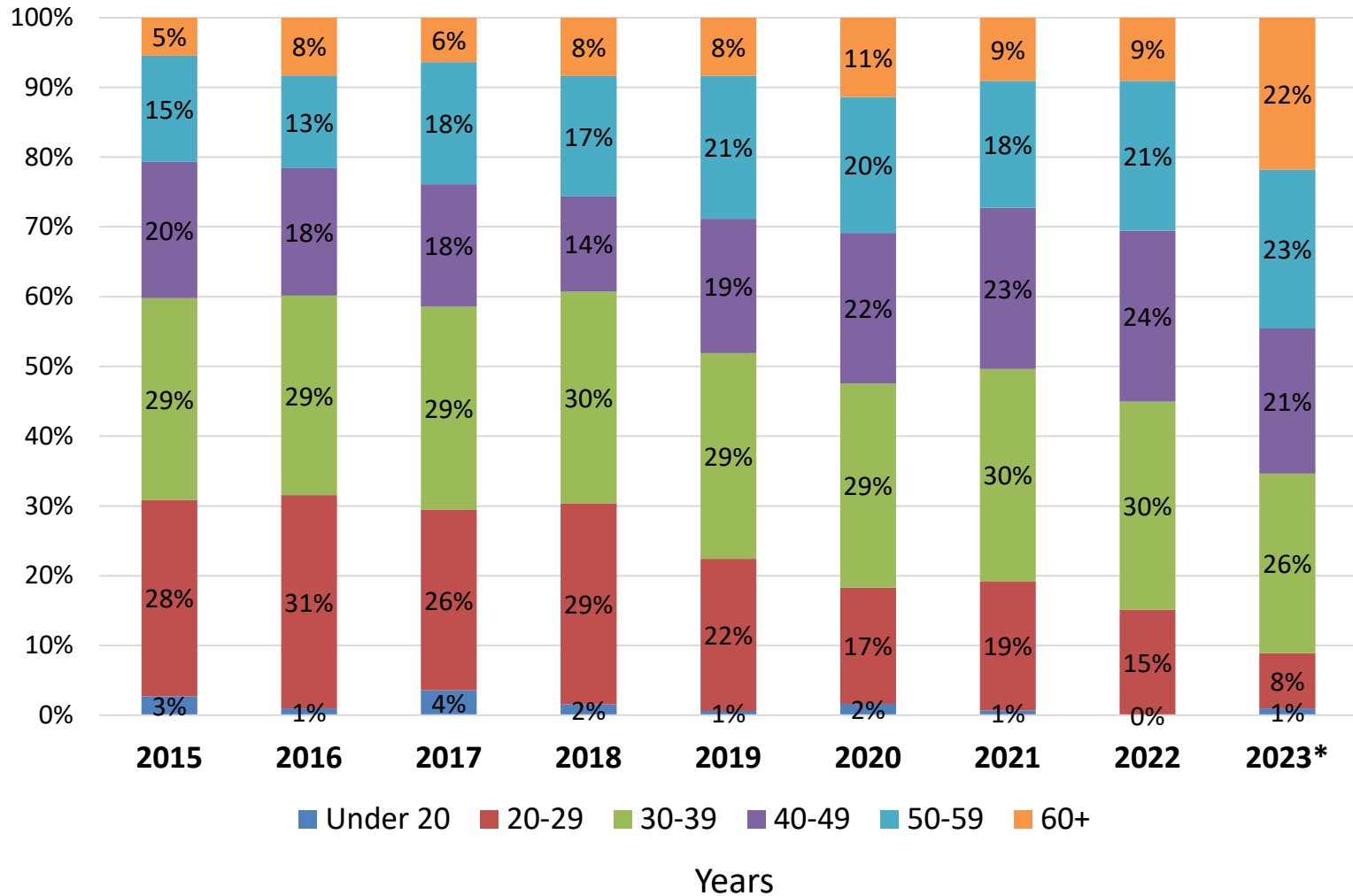
As of 1/30/2024

# 2012 – 2023\* NUMBER OF OVERDOSE RELATED DEATHS ERIE COUNTY



SOURCE: ERIE COUNTY MEDICAL EXAMINERS OFFICE, \*CASES REPORTED THRU 1/30/2024

# 2015 – 2023\* PERCENT OF OPIOID RELATED DEATHS BY AGE ERIE COUNTY



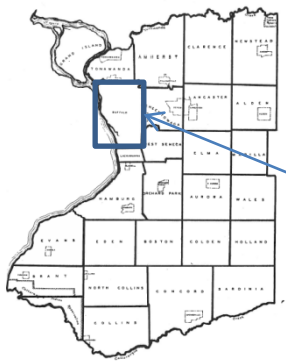
SOURCE: ERIE COUNTY MEDICAL EXAMINERS OFFICE, \*CASES REPORTED THRU 1/30/2024

# Erie County Census Estimate

# Erie County Opioid Overdoses

	Population % (N=954,236) 2020 Census	2018 Overdose % (N=191)	2019 Overdose % (N=156)	2020 Overdose % (N=246 )	2021 Overdose % (N=286)	2022 Overdose % (N=307)	2023* Overdose % (N=396 Confirmed & Probable)
<b>Race/Ethnicity</b>							
White alone	79%	79%	78%	79%	73%	68%	65%
Black or African American alone	14%	10%	10%	19%	22%	28%	32%
Native Amer / Alaskan Native	.7%	N/A	N/A	2%	4%	2%	2%
Hispanic	6%	7%	8%	10%	9%	12%	12%
<b>Gender</b>							
Female	52%	30%	27%	30%	27%	31%	29%
Male	48%	70%	73%	70%	73%	69%	71%
<b>Age</b>							
20-29	14%	29%	22%	17%	19%	15%	8%
30-39	13%	30%	29%	29%	30%	30%	25%
40-49	11%	14%	19%	22%	23%	24%	21%
50-59	14%	17%	21%	19%	18%	22%	23%
60+	25%	8%	8%	12%	9%	10%	22%

# 2016 – 2023\* PERCENT OF OPIOID RELATED DEATHS BY RESIDENCE ERIE COUNTY



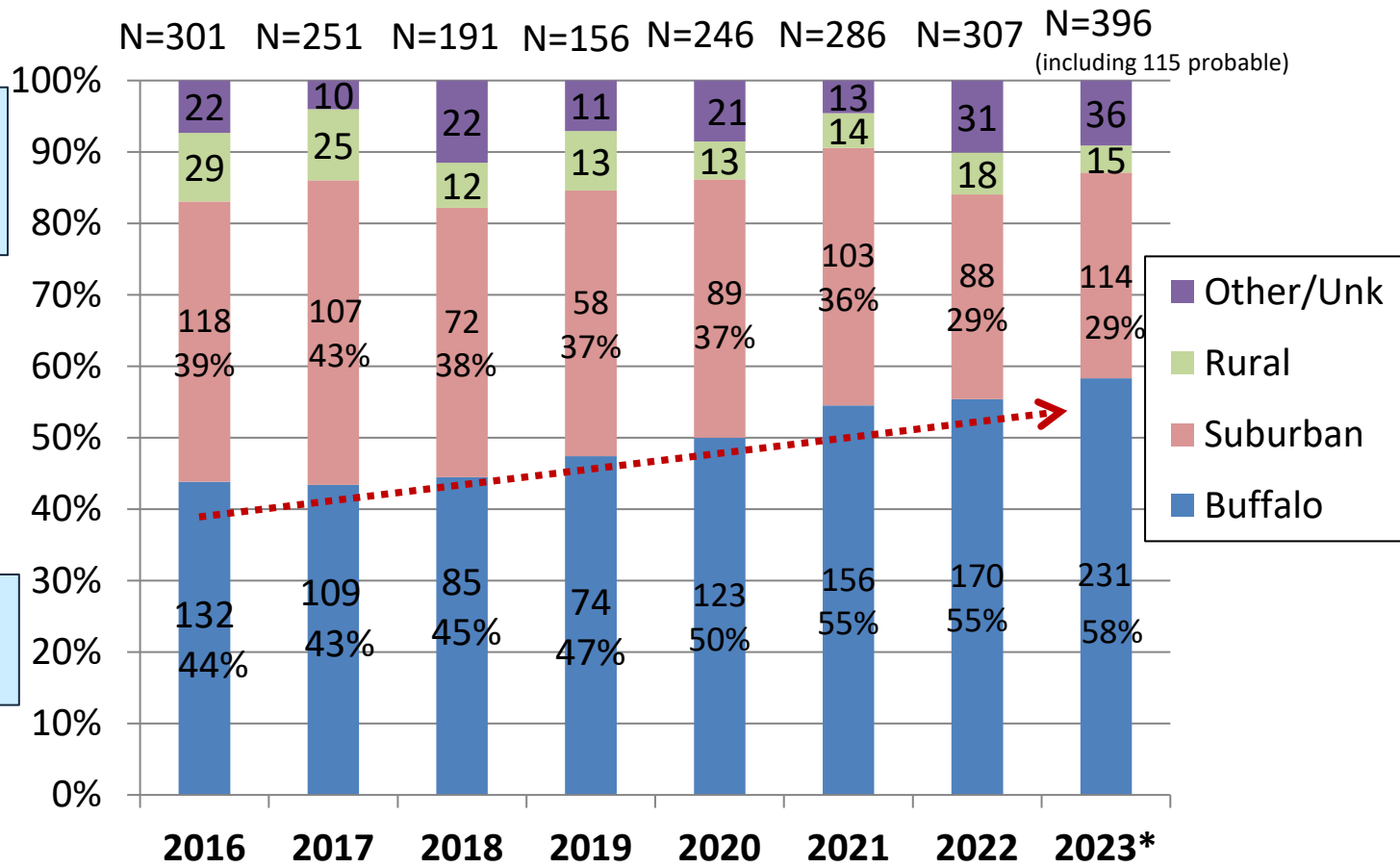
Buffalo  
29% of persons who live in Erie County reside in the City of Buffalo

- SUBURBAN TOWNS:**
- AMHERST
  - CHEEKTOWAGA
  - CLARENCE
  - GRAND ISLAND
  - HAMBURG
  - LACKAWANNA
  - LANCASTER
  - ORCHARD PARK
  - TONAWANDA
  - WEST SENECA

Suburban Towns  
59% of persons live in the Suburban Towns

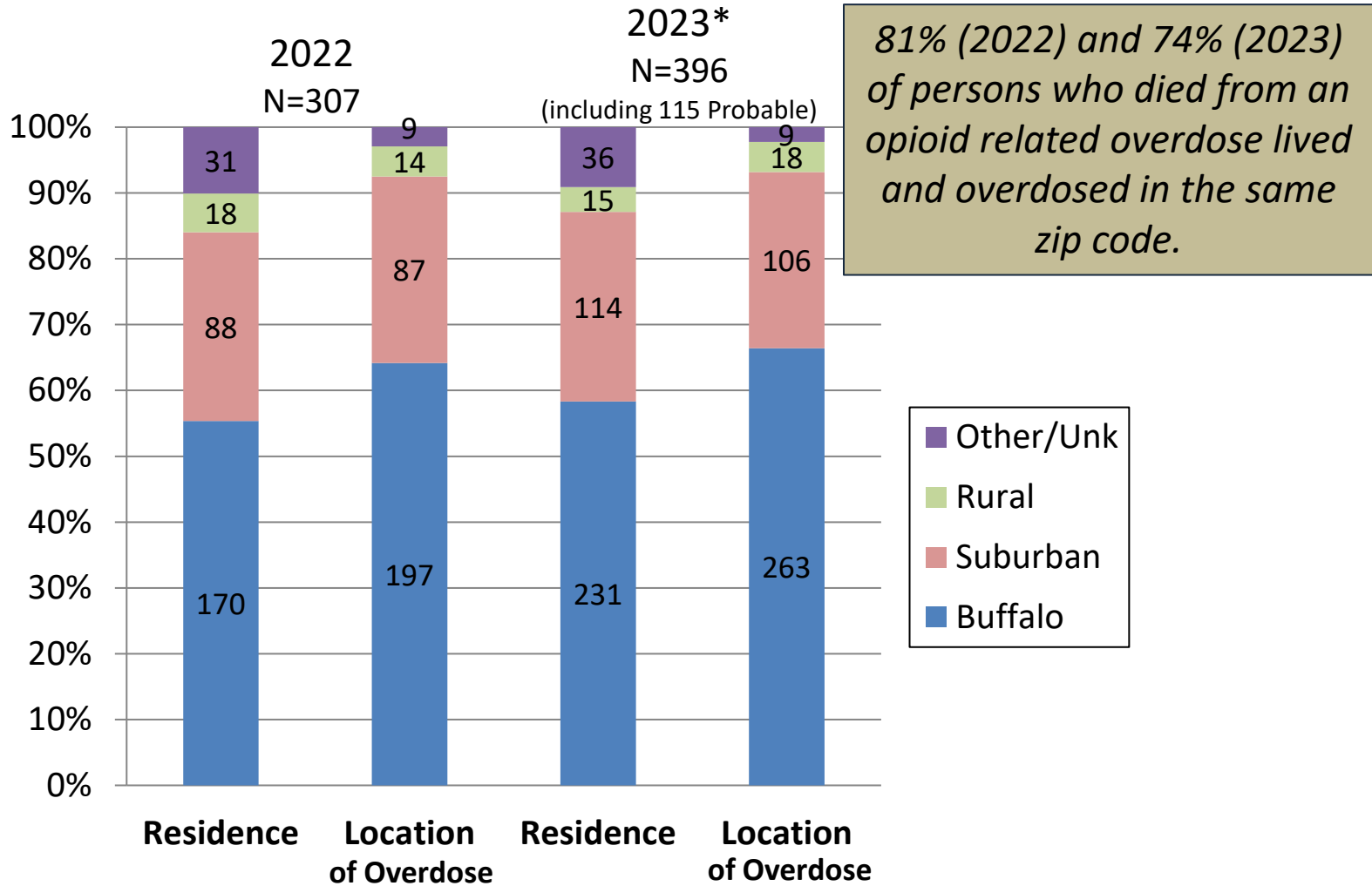
- RURAL TOWNS:**
- ALDEN
  - AURORA
  - COLDEN
  - COLLINS
  - CONCORD
  - EDEN
  - ELMA
  - EVANS
  - GOWANDA
  - HOLLAND
  - MARILLA
  - NEWSTEAD
  - NORTH COLLINS
  - SARDINIA

Rural Towns  
11% of persons live in the Rural Towns



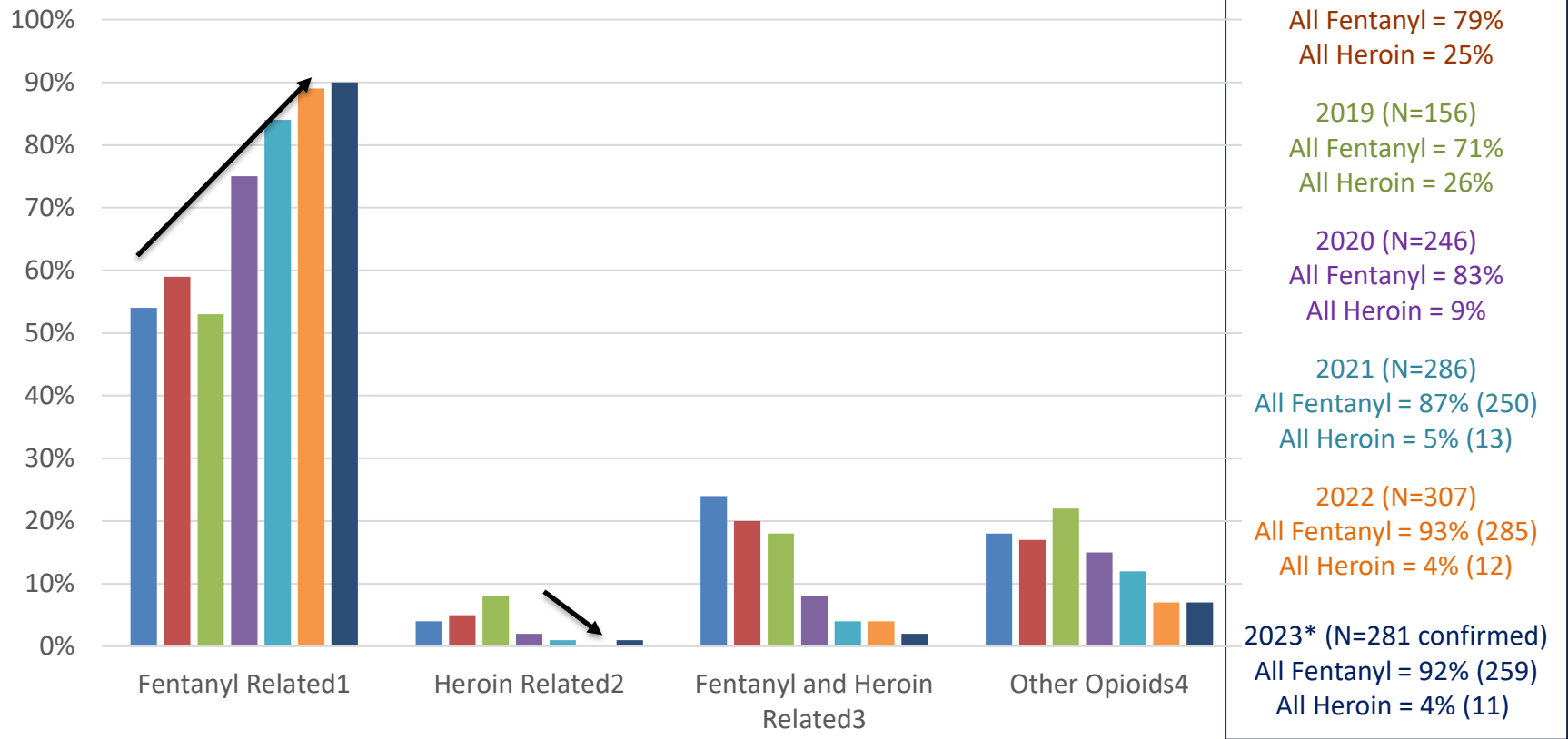
SOURCE: ERIE COUNTY MEDICAL EXAMINERS OFFICE, \*CASES REPORTED THRU 1/30/2023

# 2022 AND 2023\* PERCENT OF OPIOID RELATED DEATHS BY RESIDENCE AND OVERDOSE LOCATION ERIE COUNTY



SOURCE: ERIE COUNTY MEDICAL EXAMINERS OFFICE, \*CASES REPORTED THRU 1/30/2024

# 2017 – 2023\* PERCENT OF OPIOID RELATED DEATHS BY TYPE OF OPIOID ERIE COUNTY



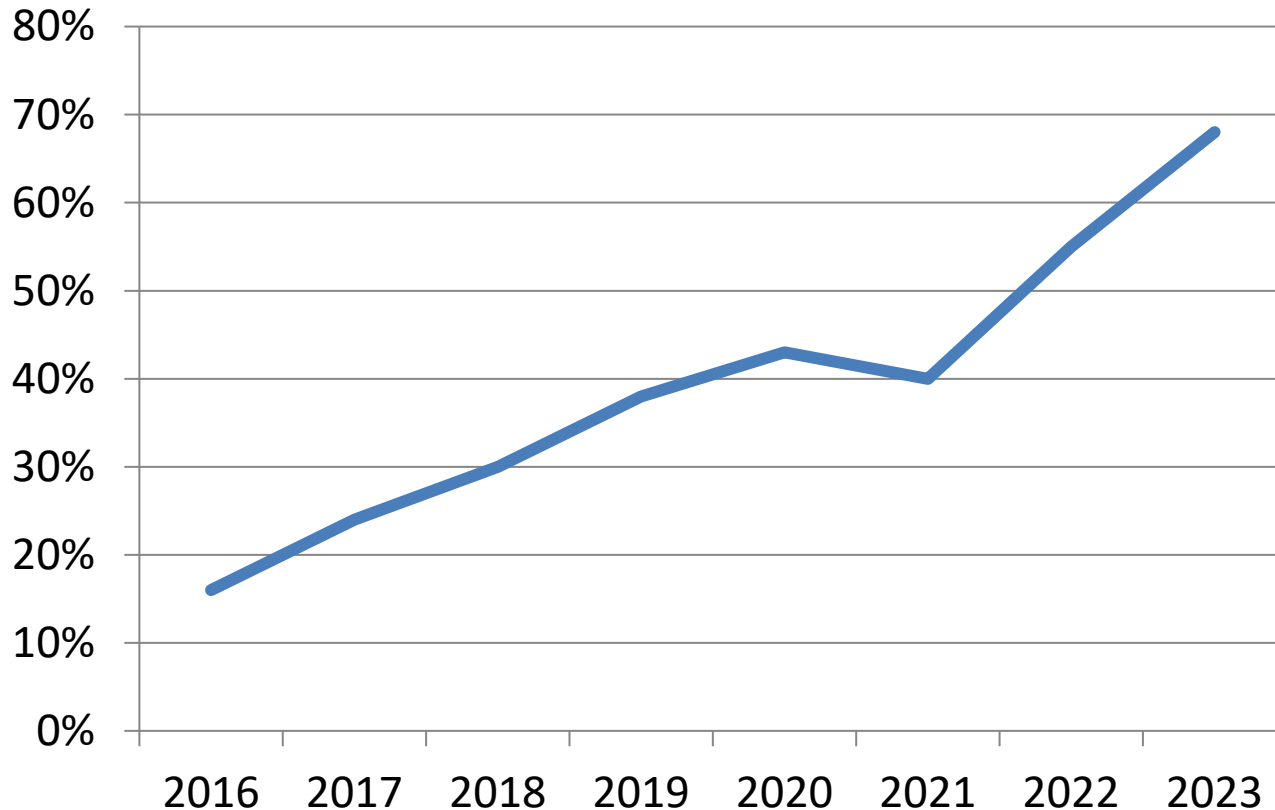
<sup>1</sup> NO HEROIN; POSSIBLE OTHER DRUGS INVOLVED

<sup>2</sup> NO FENTANYL; POSSIBLE OTHER DRUGS INVOLVED

<sup>3</sup> POSSIBLE OTHER DRUGS INVOLVED

<sup>4</sup> NO FENTANYL OR HEROIN; POSSIBLE OTHER DRUGS INVOLVED

# 2016 – 2023\* PERCENT OF ALL OPIOID RELATED DEATHS ASSOCIATED WITH FENTANYL<sup>1</sup> AND COCAINE ERIE COUNTY



**2020: 48% (118/246) of opioid related deaths involved cocaine**  
**2021: 44% (125/286) of opioid related deaths involved cocaine**  
**2022: 57% (174/307) of opioid related deaths involved cocaine**  
**2023\*: 68% (192/281) of opioid related deaths involved cocaine**

<sup>1</sup>Includes all Fentanyl related deaths.

SOURCE: ERIE COUNTY MEDICAL EXAMINERS OFFICE, \*CASES REPORTED THRU 1/30/2024



# Opioid Related Death Updates

## Erie County


### Case and Demographic Updates

- ↑↑ opioid related deaths since 2019
- ↑↑ deaths in black persons from 10% to 32% from 2018 to 2023
- ↓↓ deaths in white persons from 79% to 65% from 2018 to 2023
- ↓↓ deaths in persons aged 20-29 years from 29% to 8% from 2018 to 2023
- ↑↑ deaths in persons aged 50-59 years from 17% to 23% from 2018 to 2023
- ↑↑ deaths in persons aged 60+ years from 8% to 22% from 2018 to 2023

# Opioid Related Death Updates

## Erie County

### Substance Updates†

- Xylazine identified in 13 deaths in 2022 and 16 deaths in 2023\*.
- Methamphetamine identified in 28 deaths in 2022 and 23 in 2023\*.
-  Cocaine identified in 174 (57%) opioid deaths in 2022 and 201 (72%) in 2023\*.

Source: Erie County Medical Examiners Office

†281 CONFIRMED CASES/115 PENDING SUBSTANCE IDENTIFICATION

\*CONFIRMED CASES REPORTED THRU 1/30/2023



**Erie County  
Department of  
Health**



**Public Health**  
Prevent. Promote. Protect.



**Erie County  
Opiate Epidemic  
*Task Force***

# **NON-FATAL OVERDOSES AND NALOXONE USE ERIE COUNTY**

Data based on police reports complied by High Intensity Drug Trafficking Area Office (HIDTA) and tabulated by Office of Harm Reduction (OHR)

As of 1/30/2024

# 2023 All Non-Fatal Overdoses by Location of Overdose Erie County

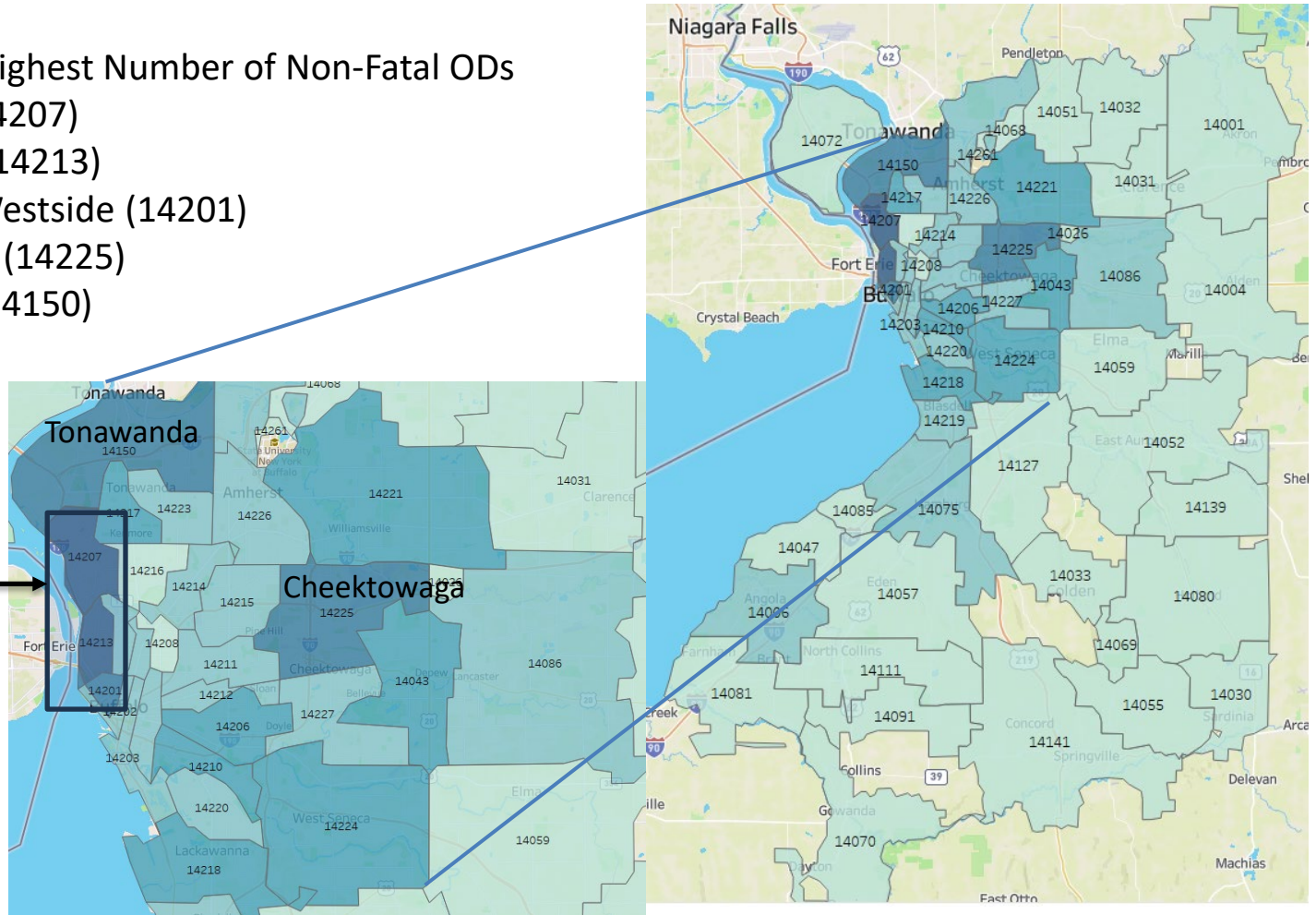
## Locations with the Highest Number of Non-Fatal ODs

- Black Rock (14207)
- Grant Ferry (14213)
- Downtown/Westside (14201)
- Cheektowaga (14225)
- Tonawanda (14150)

## Zip Codes

14201, 14207, 14213

- Number of non-fatal overdoses has increased in Buffalo from 231 in 2021 to 317 in 2023.
- **Buffalo, Amherst, and Cheektowaga** represent >50% of non-fatal overdoses each year.



## 2021-2023 **Non-Fatal** Overdoses with Naloxone Use Erie County

Year	Number of Reported Overdoses Using Naloxone	Number of Reported Overdoses with No Naloxone Use	Number of Reported Overdoses with Unknown Naloxone Use	Total Number of Reported Overdoses
2021*	482 (68%)	187 (27%)	36 (5%)	705
2022†	566 (68%)	156 (19%)	105 (13%)	827
2023†	592 (74%)	107 (13%)	103 (13%)	802

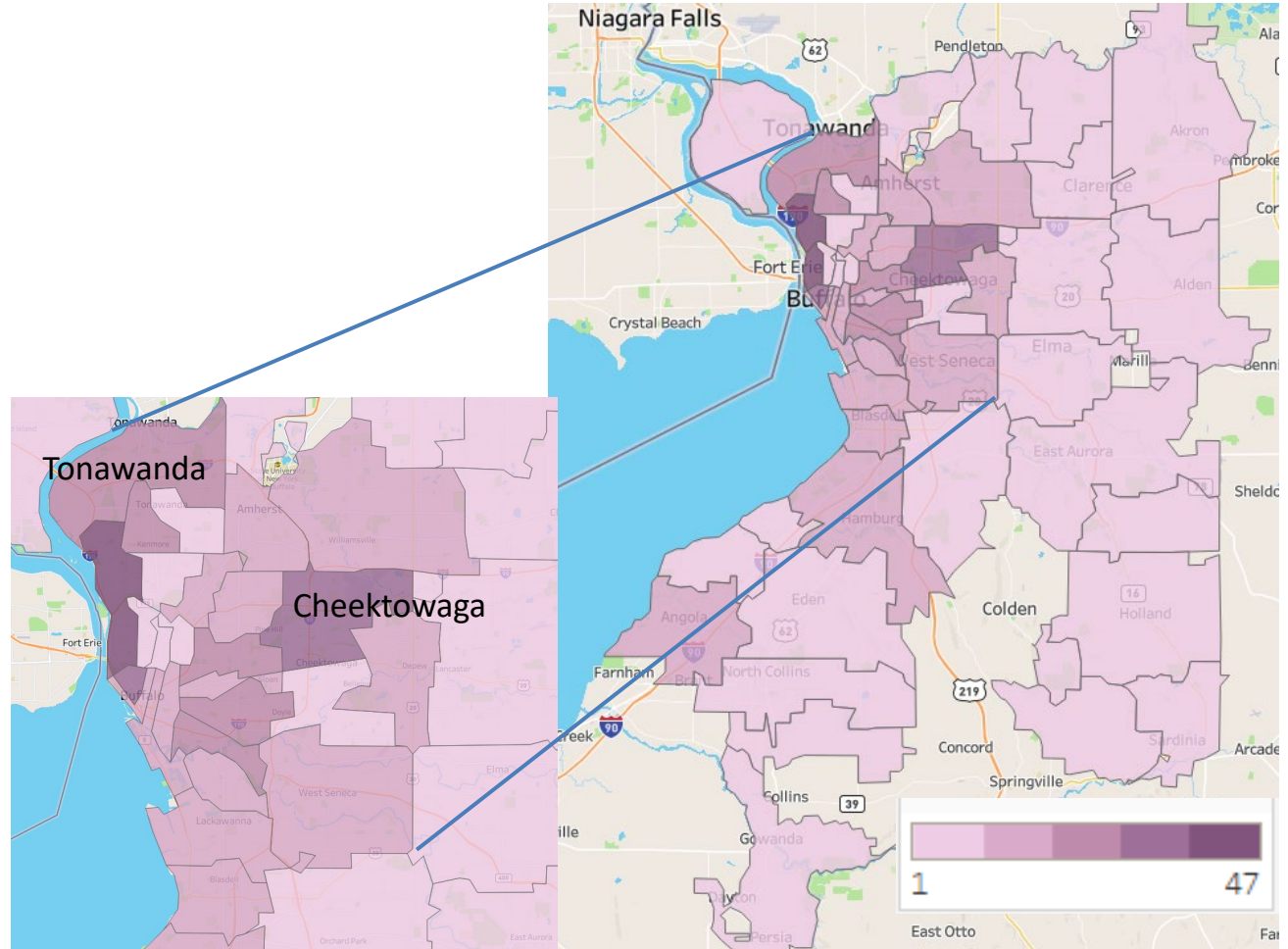
- Data from Police reports collected by HIDTA analyst.
- Naloxone may have been administered by Police, First Responders, or bystanders.

\*Data compiled by OHR staff

† Data compiled by HIDTA staff

# 2023 Non-Fatal Overdose Locations Where Naloxone was Administered Erie County

Zip Code	Number of Overdoses where Naloxone was Administered
14207	47
14213	42
14201	31
14225	31
14150	27



➔ Top 5 zip codes of naloxone use match zip codes with the most overdoses.