

Monthly Report, June 2024

Office of Harm Reduction

Erie County Department of Health



**Erie County
Department of
Health**



Public Health
Prevent. Promote. Protect.

Summary

- Non-fatal overdose reports increased over prior months
- Fentanyl test strip distribution substantially increased
 - On pace to exceed 50,000 distributed by end of year
- Xylazine test strip distribution substantially increased
 - Supply chain issues resolved
- Significant increase in outreach efforts
 - More opportunities as summer events begin

Safety Messages

The Erie County Department of Health (ECDOH) offers harm reduction supplies and peer support – call (716) 858-7695. Other ways to reduce the risk of harm from drug use:

- **Carry Narcan**, and know how and when to use it. Text (716) 225-5473 to have Narcan and fentanyl test strips mailed to you at no cost.
- **Never use alone**. Have Narcan and a friend with you who is not using drugs, or contact a service like Never Use Alone (neverusealone.com)
- **Test your drugs for fentanyl** even if you think it is cocaine or another substance that is not an opioid. Free test strips available from the Erie County Department of Health. Call (716) 858-7695.
- **Seek support**. ECDOH has peer navigators and a family coordinator; call (716) 858-7695. The Buffalo & Erie County z
- **Seek treatment**. Local hospital emergency departments can connect patients to immediate medication assisted treatment. Ask for MATTERS Network.

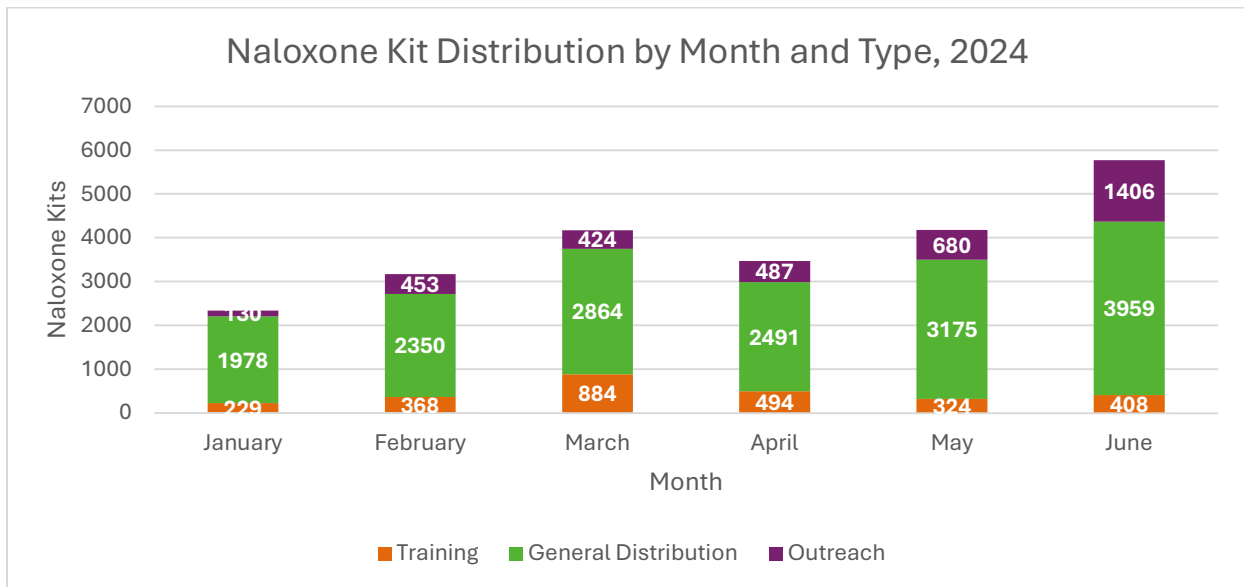
Supply Distribution

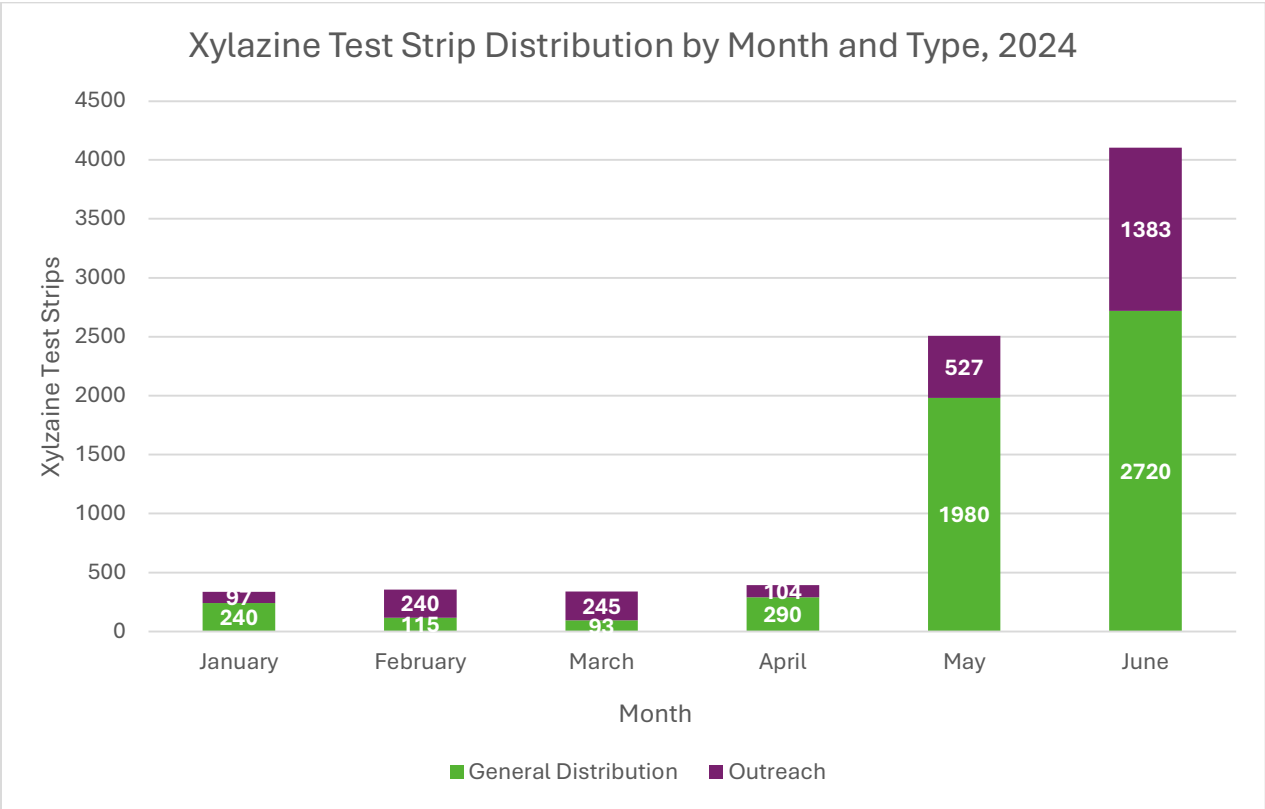
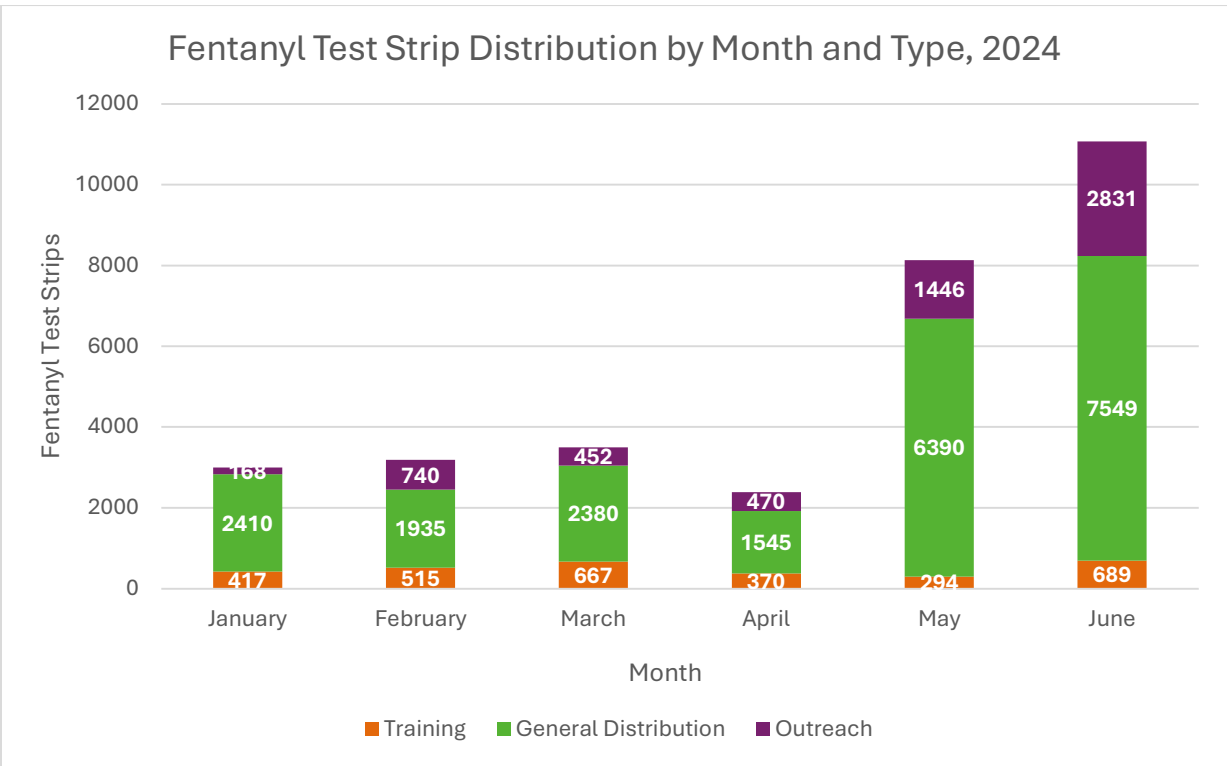
Total Supply Distribution, January - June 2024

Supply Type	Training Sessions	General Distribution	Outreach	Total
Naloxone Kits	2,707	16,817	3,580	23,104
Fentanyl Test Strips	2,952	22,209	6,107	31,268
Xylazine Test Strips	N/A	5,438	2,596	8,034

Supply Distribution by Month, January - June 2024

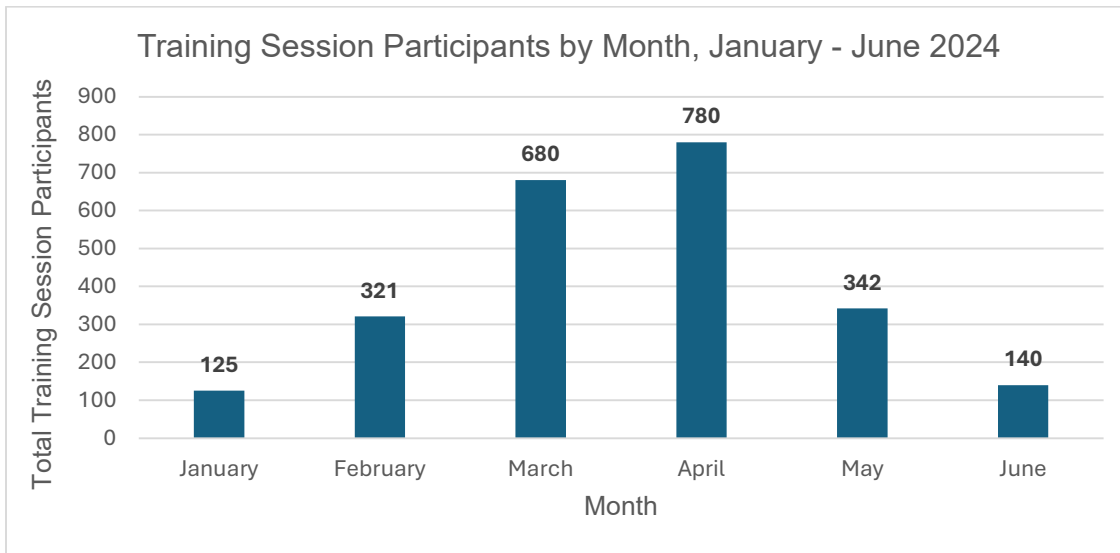
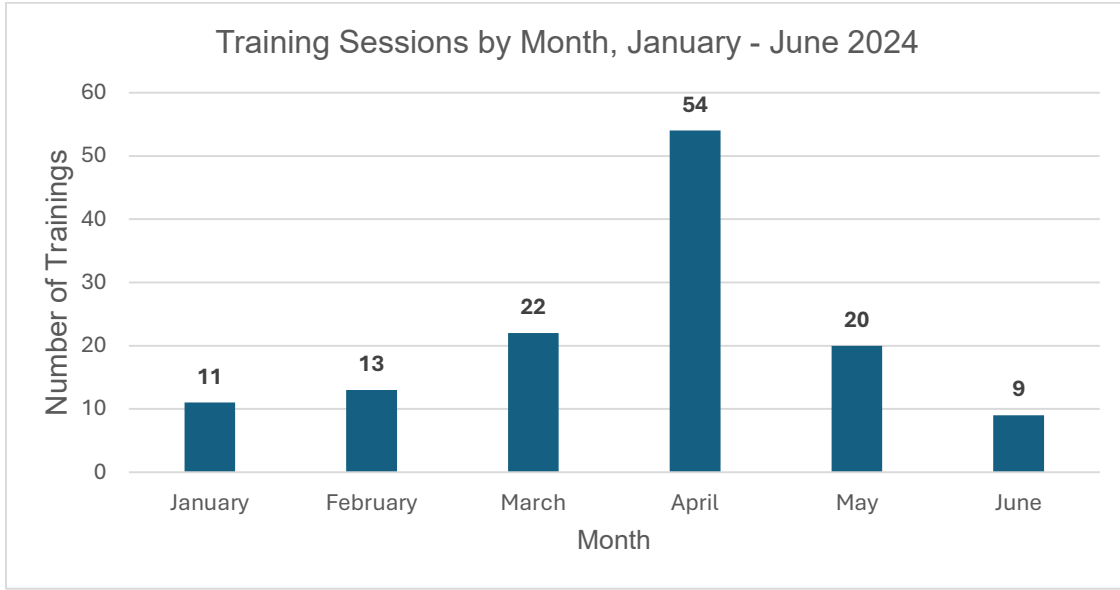
Month	Naloxone Kits	Fentanyl Test Strips	Xylazine Test Strips
January	2,337	2,995	337
February	3,171	3,190	355
March	4,172	3,499	338
April	3,472	2,385	394
May	4,179	8,130	2,507
June	5,773	11,069	4,103



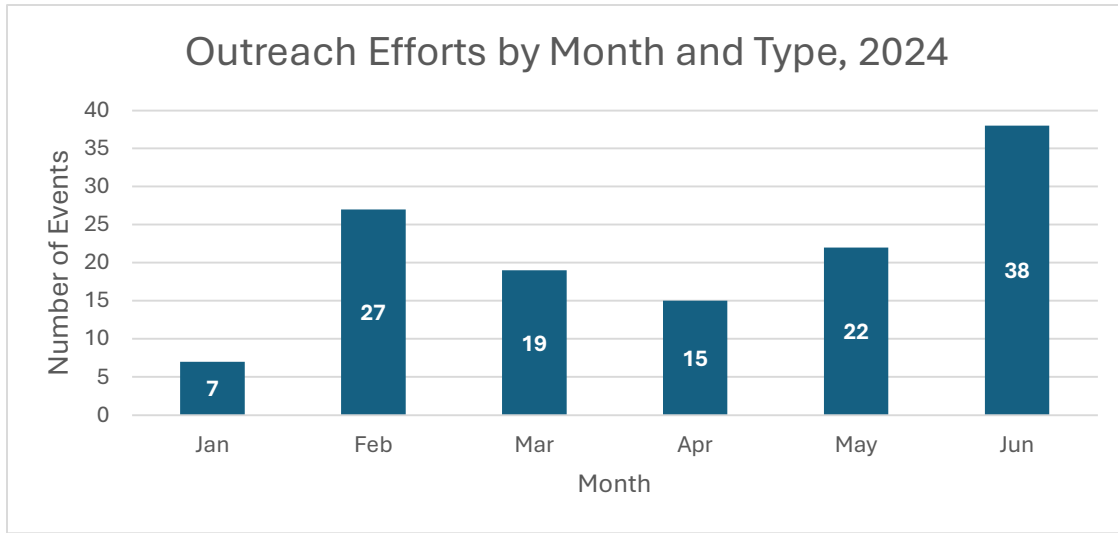


Training Sessions

Trainings session included in this report are those conducted by Office of Harm Reduction staff, and do not include other naloxone-use training conducted by community partners.



Outreach Efforts

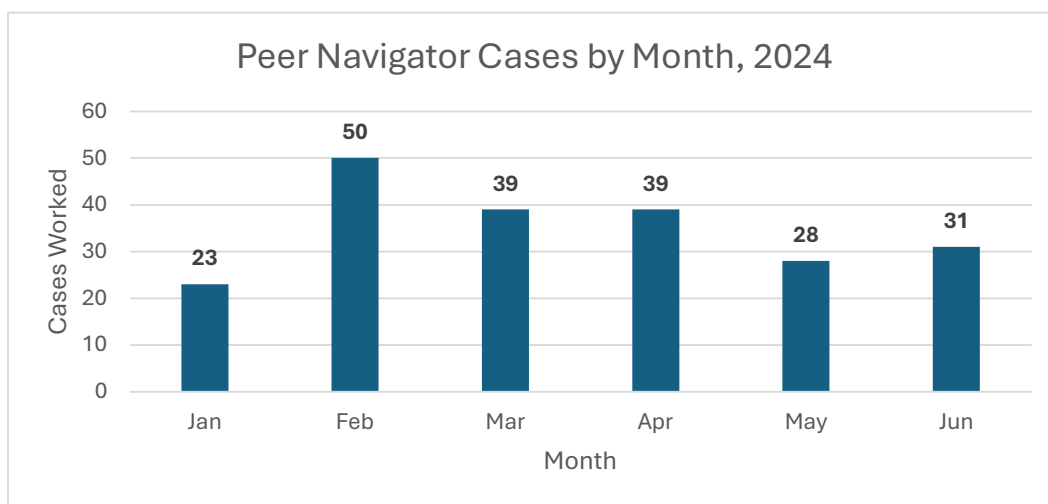


Outreach efforts include scheduled weekly outreach at designated locations, as well as sporadic outreach into new locations.

The regular outreach schedule for Summer 2024 is provided below:

- Rath Building, 158 Pearl Street: Tuesdays from 11:00 AM – 3:00 PM
- Friends of Night People, 394 Hudson Street: Tuesdays from 9:00 AM – 11:00 AM
- St. Luke’s Mission of Mercy: Thursdays from 10:00 AM – 12:00 PM
- St. John Kanty Church, 101 Swineburn Street: Thursdays from 12:00 PM - 3:30 PM
- Main Street and Utica Street Intersection: Fridays from 10:00 AM – 12:00 PM

We also conduct regular street/walking outreach in the Grant Ferry neighborhood on Friday afternoons and near Niagara Street on Thursday and Friday afternoons.

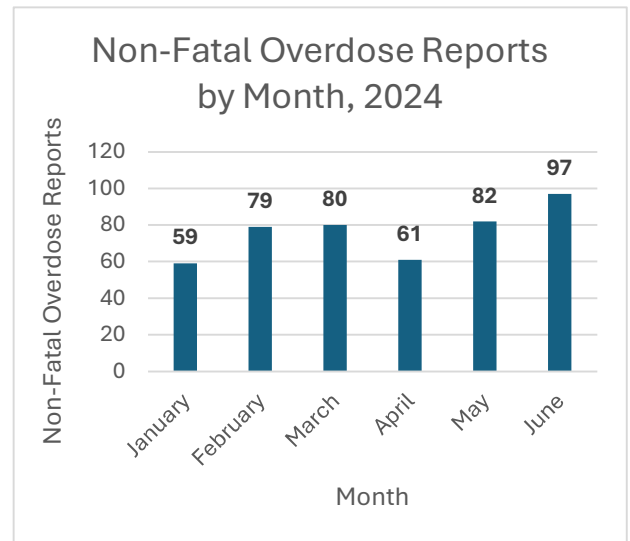


Cases are defined as individuals whom Peer Navigators have attempted to reach via phone call, letter, or home visit. Dates are based on date of first contact attempt.

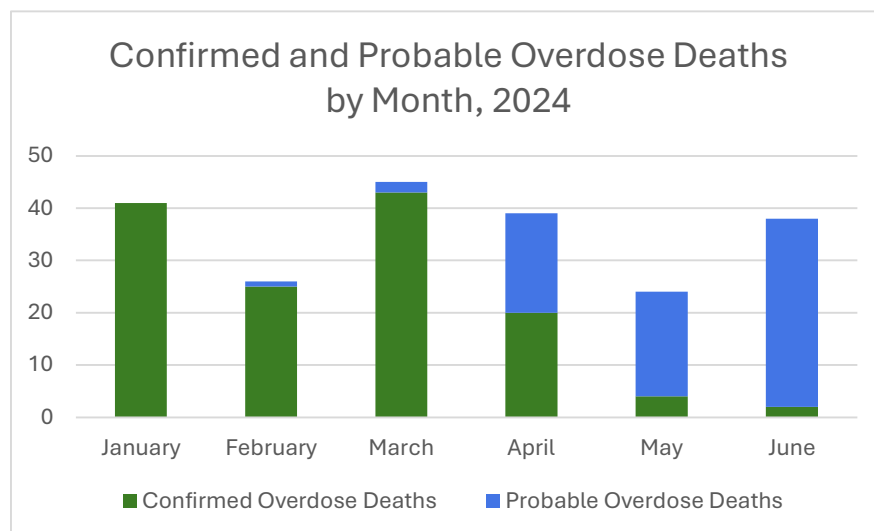
Overdose Trends

Month	Non-Fatal Overdose Reports
January	59
February	79
March	80
April	61
May	82
June	97
Total	505

Non-fatal overdoses tabulated from police reports, aggregated by HIDTA office.

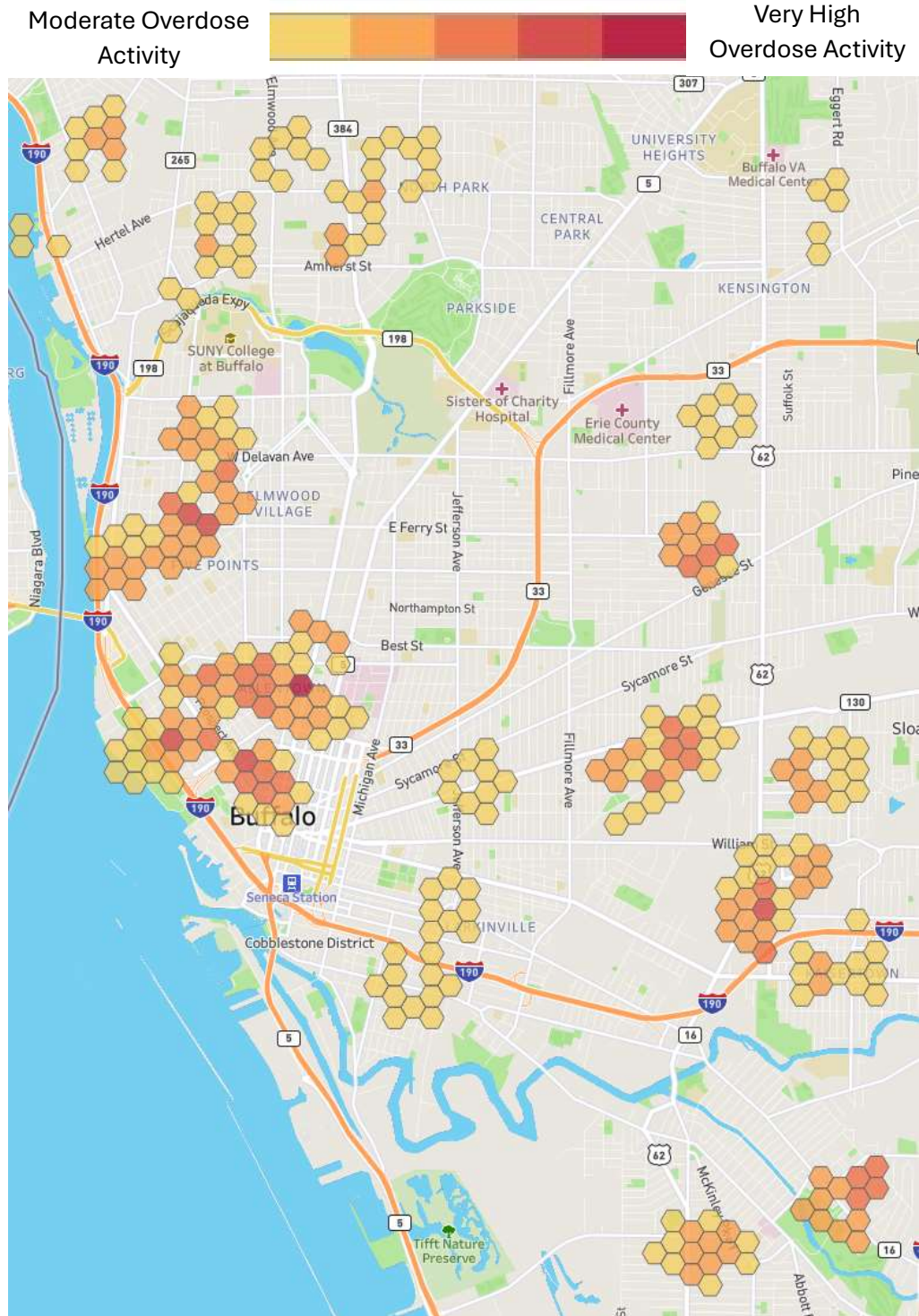


Month	Confirmed Overdose Deaths	Probable Overdose Deaths	Total Deaths
January	41	0	41
February	25	1	26
March	43	2	45
April	20	19	39
May	4	20	24
June	2	36	38
Total	135	78	213



Overdose death data collected from Erie County Medical Examiner's Office; data last updated 7/23/2024.

Overdose Report Heat Map, City of Buffalo, June 2024



Based on non-fatal and fatal overdose reports from law enforcement, aggregated by the High Intensity Drug Trafficking Area (HIDTA) Office, 6/1/2024 – 6/30/2024. Grid spacing = 230 meters.

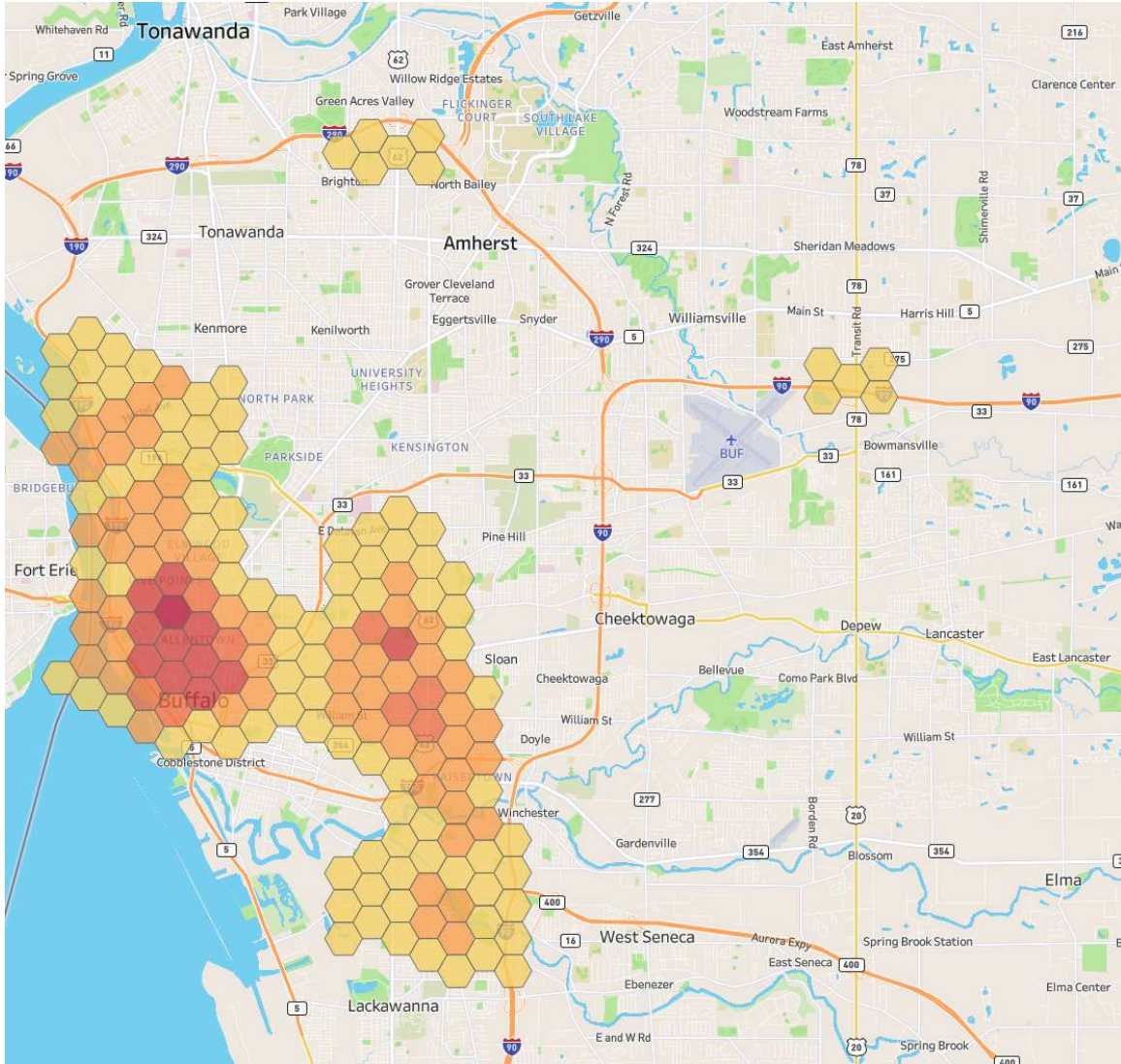
Hot spot locations based on statistical approximations. Grid resolution differs depending on area of analysis. For more information, contact data analyst at Jason.meurlin@erie.gov

Overdose Report Heat Map, Erie County, June 2024

Moderate Overdose Activity



Very High Overdose Activity



Based on non-fatal and fatal overdose reports from law enforcement, aggregated by the High Intensity Drug Trafficking Area (HIDTA) Office, 6/1/2024 – 6/30/2024. Grid spacing = 732 meters.

Hot spot locations based on statistical approximations. Grid resolution differs depending on area of analysis. For more information, contact data analyst at Jason.meurlin@erie.gov