

Monthly Report, July 2024

Office of Harm Reduction

Erie County Department of Health



Erie County
Department of
Health



Public Health
Prevent. Promote. Protect.

Summary

- Non-fatal overdose reports decreased in July compared to prior months
- Fentanyl test strip distribution exceeds 45,000 units
 - More strips distributed in 2024 so far than in all of 2023
- Xylazine test strip distribution continues to increase substantially
- Outreach efforts remain elevated as we attend summer events in addition to regular outreach locations
- New regular outreach location beginning August 2024
 - Erie County Health Mall, 1500 Broadway Street

Safety Messages

The Erie County Department of Health (ECDOH) offers harm reduction supplies and peer support – call (716) 858-7695. Other ways to reduce the risk of harm from drug use:

- **Carry Narcan**, and know how and when to use it. Text (716) 225-5473 to have Narcan and fentanyl test strips mailed to you at no cost.
- **Never use alone**. Have Narcan and a friend with you who is not using drugs, or contact a service like Never Use Alone (neverusealone.com)
- **Test your drugs for fentanyl** even if you think it is cocaine or another substance that is not an opioid. Free test strips available from the Erie County Department of Health. Call (716) 858-7695.
- **Seek support**. ECDOH has peer navigators and a family coordinator; call (716) 858-7695.
- **Seek treatment**. Local hospital emergency departments can connect patients to immediate medication assisted treatment. Ask for MATTERS Network.

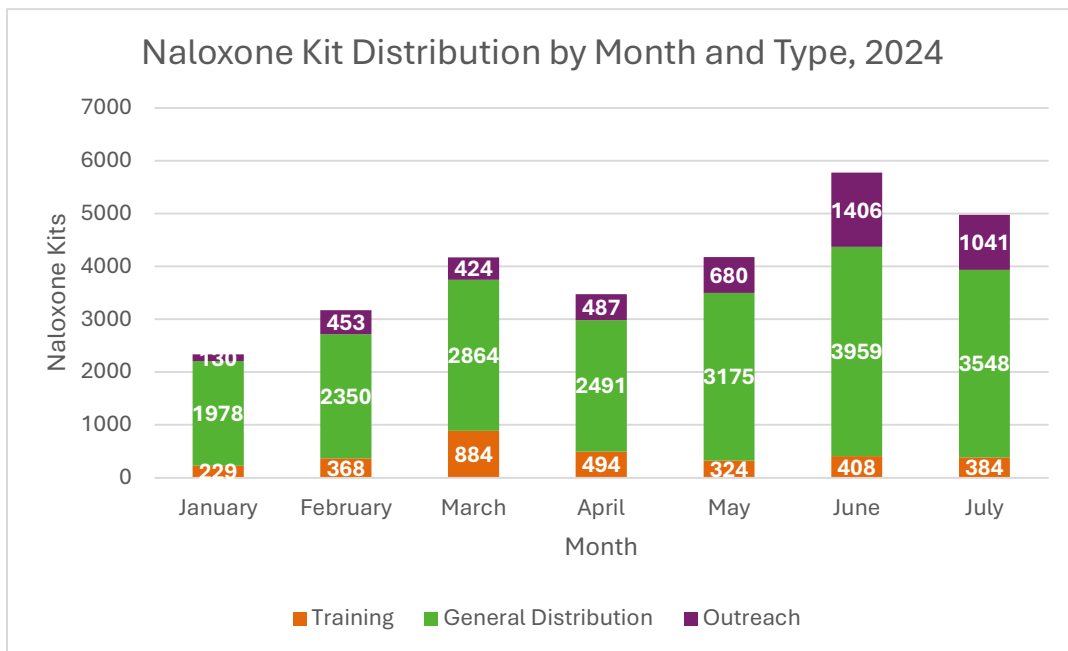
Supply Distribution

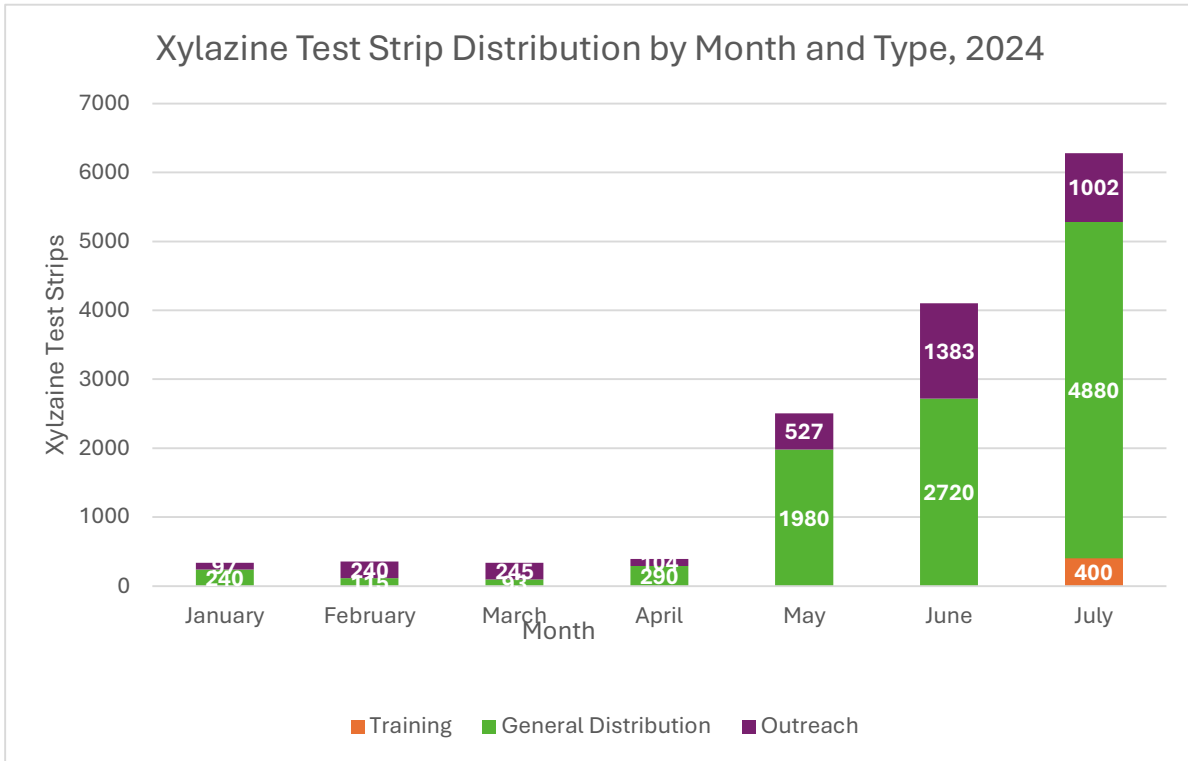
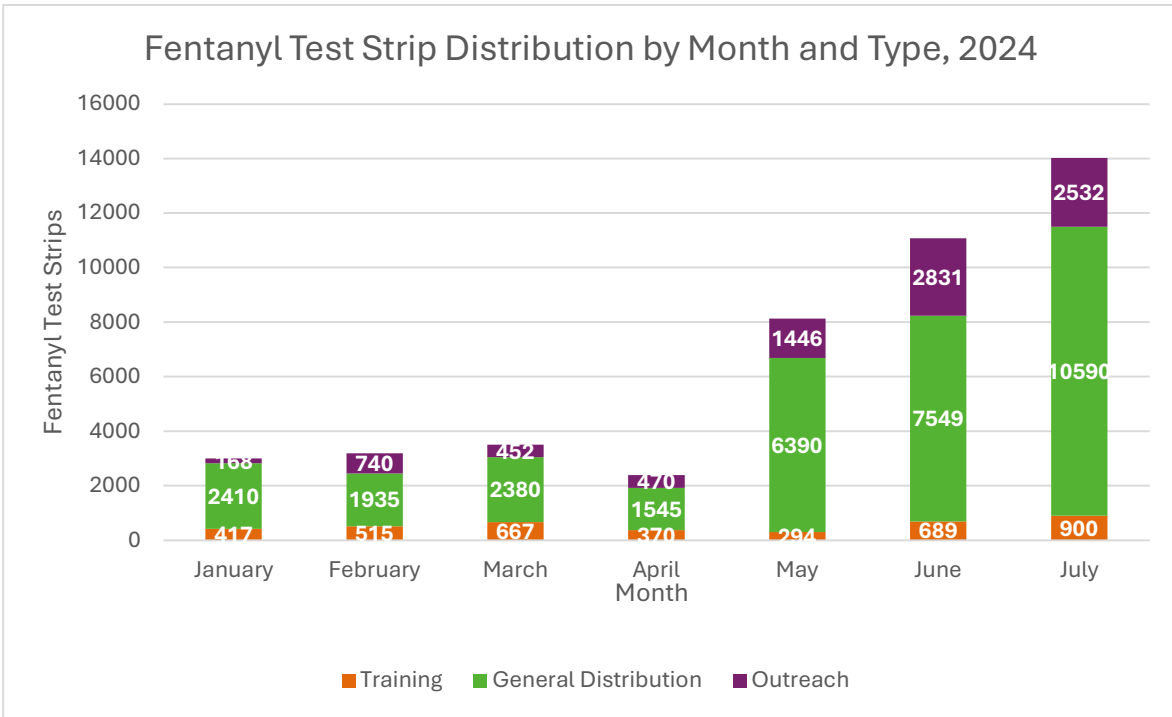
Total Supply Distribution, January - July 2024

Supply Type	Training Sessions	General Distribution	Outreach	Total
Naloxone Kits	3,091	20,365	4,621	28,077
Fentanyl Test Strips	3,852	32,799	8,639	45,290
Xylazine Test Strips	400	10,318	3,598	13,916

Supply Distribution by Month, January - July 2024

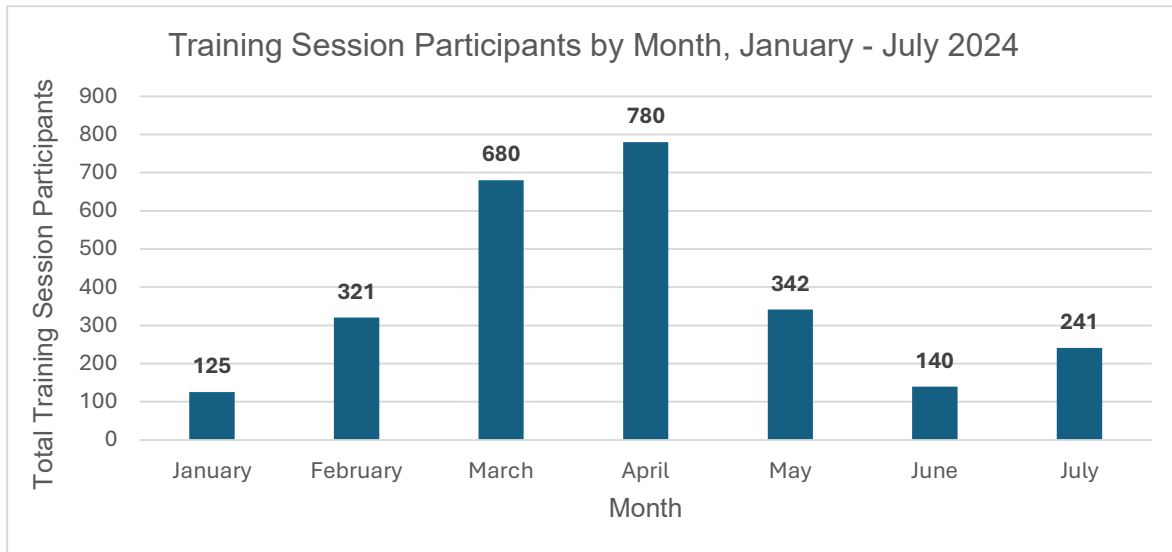
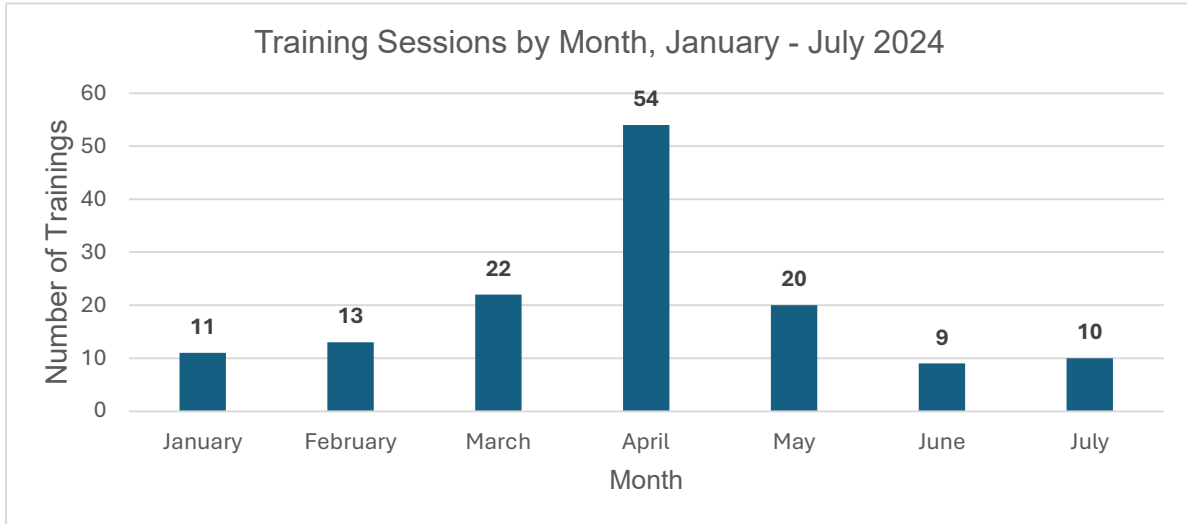
Month	Naloxone Kits	Fentanyl Test Strips	Xylazine Test Strips
January	2,337	2,995	337
February	3,171	3,190	355
March	4,172	3,499	338
April	3,472	2,385	394
May	4,179	8,130	2,507
June	5,773	11,069	4,103
July	4,973	14,022	5,882



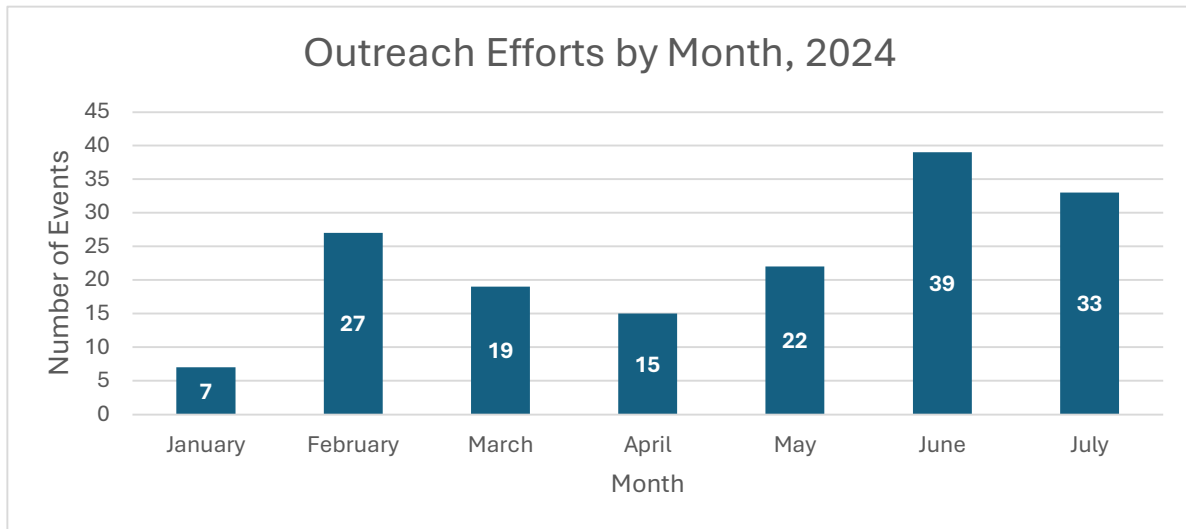


Training Sessions

Trainings session included in this report are those conducted by Office of Harm Reduction staff, and do not include other naloxone-use training conducted by community partners.



Outreach Efforts

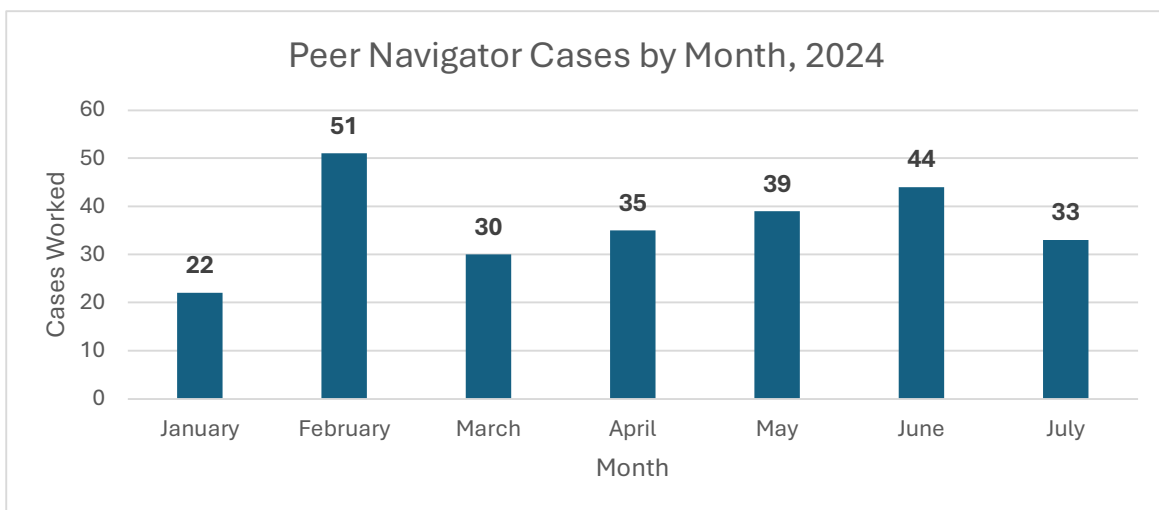


Outreach efforts include scheduled weekly outreach at designated locations, as well as sporadic outreach into new locations.

The regular outreach schedule for Summer 2024 is provided below:

- Rath Building, 158 Pearl Street: Tuesdays from 11:00 AM – 3:00 PM
- Friends of Night People, 394 Hudson Street: Tuesdays from 9:00 AM – 11:00 AM
- St. Luke’s Mission of Mercy, 325 Walden Avenue: Thursdays from 10:00 AM – 12:00 PM
- St. John Kanty Church, 101 Swineburn Street: Thursdays from 12:00 PM - 3:30 PM
- Main Street and Utica Street Intersection: Fridays from 10:00 AM – 12:00 PM
- Erie County Health Mall, 1500 Broadway Street: Fridays from 4:00 PM to 7:00 PM

We also conduct regular street/walking outreach in the Grant Ferry neighborhood on Friday afternoons and near Niagara Street on Thursday and Friday afternoons.

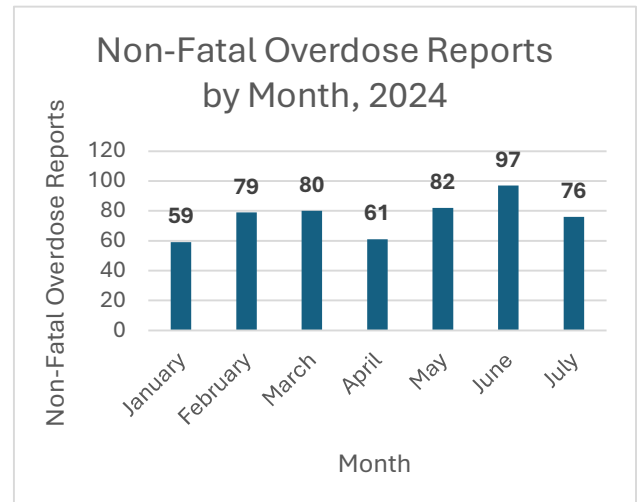


Cases are defined as individuals who Peer Navigators have attempted to reach via phone call, letter, or home visit. Dates are based on date of first contact attempt.

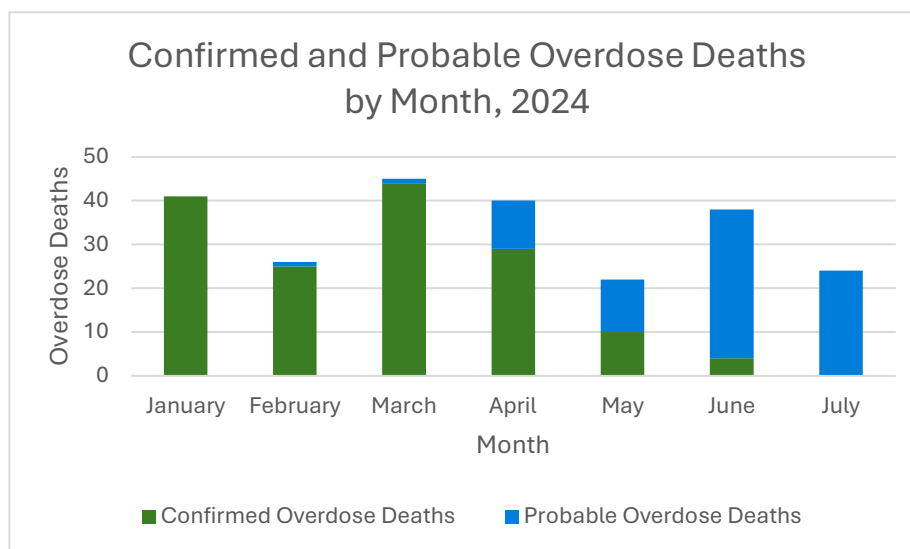
Overdose Trends

Month	Non-Fatal Overdose Reports
January	59
February	79
March	80
April	61
May	82
June	97
July	76
Total	534

Non-fatal overdoses tabulated from police reports, aggregated by HIDTA office.



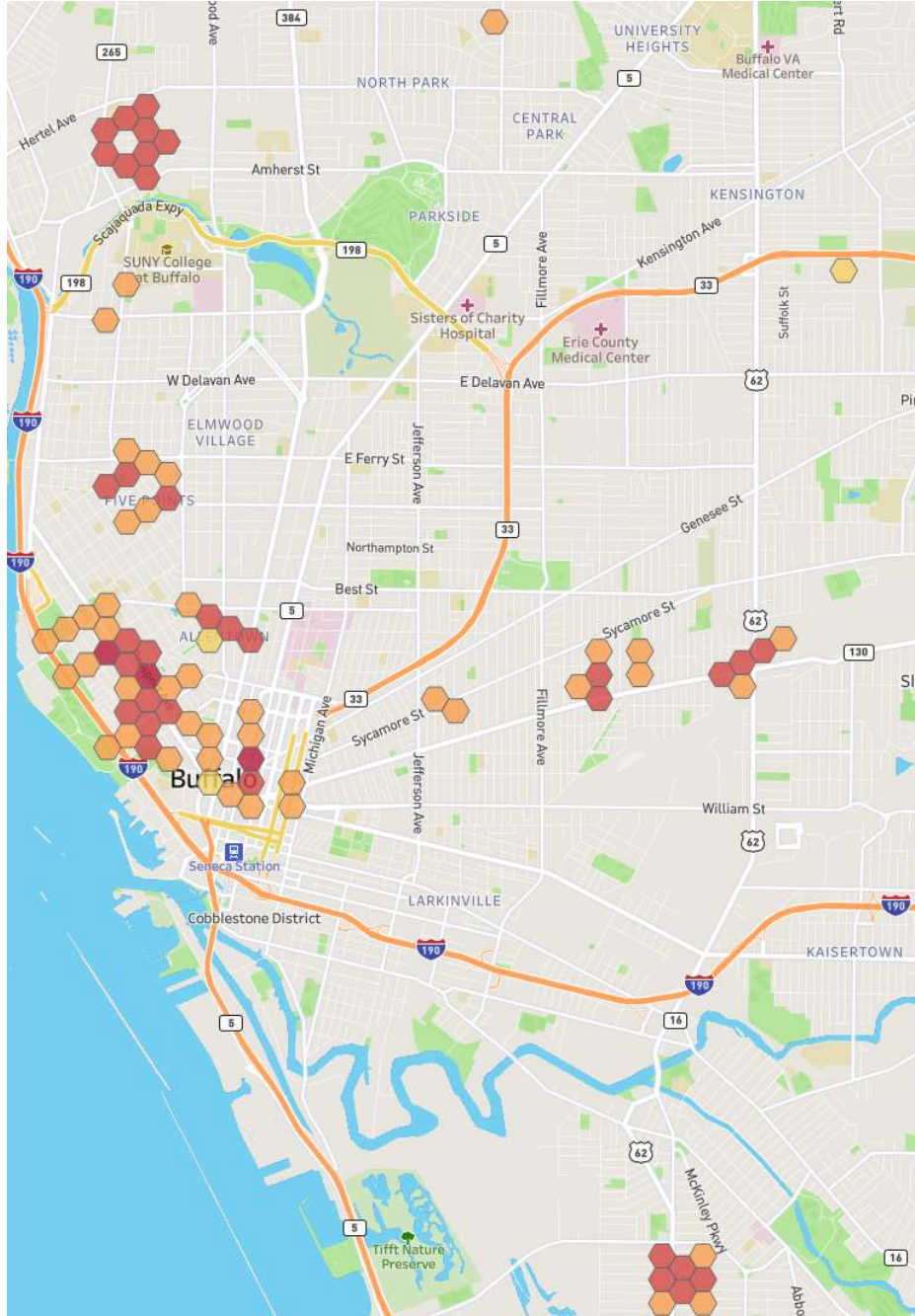
Month	Confirmed Overdose Deaths	Probable Overdose Deaths	Total Deaths
January	41	0	41
February	25	1	26
March	44	1	45
April	29	11	40
May	10	12	22
June	4	34	38
July	0	24	24
Total	153	83	236



Overdose death data collected from Erie County Medical Examiner's Office; data last updated 7/29/2024.

Overdose Report Heat Map, City of Buffalo, July 2024

Moderate Overdose Activity  Very High Overdose Activity



Based on **90** non-fatal and fatal overdose reports from law enforcement, aggregated by the High Intensity Drug Trafficking Area (HIDTA) Office, 7/1/2024 – 7/31/2024. Grid spacing = 230 meters.

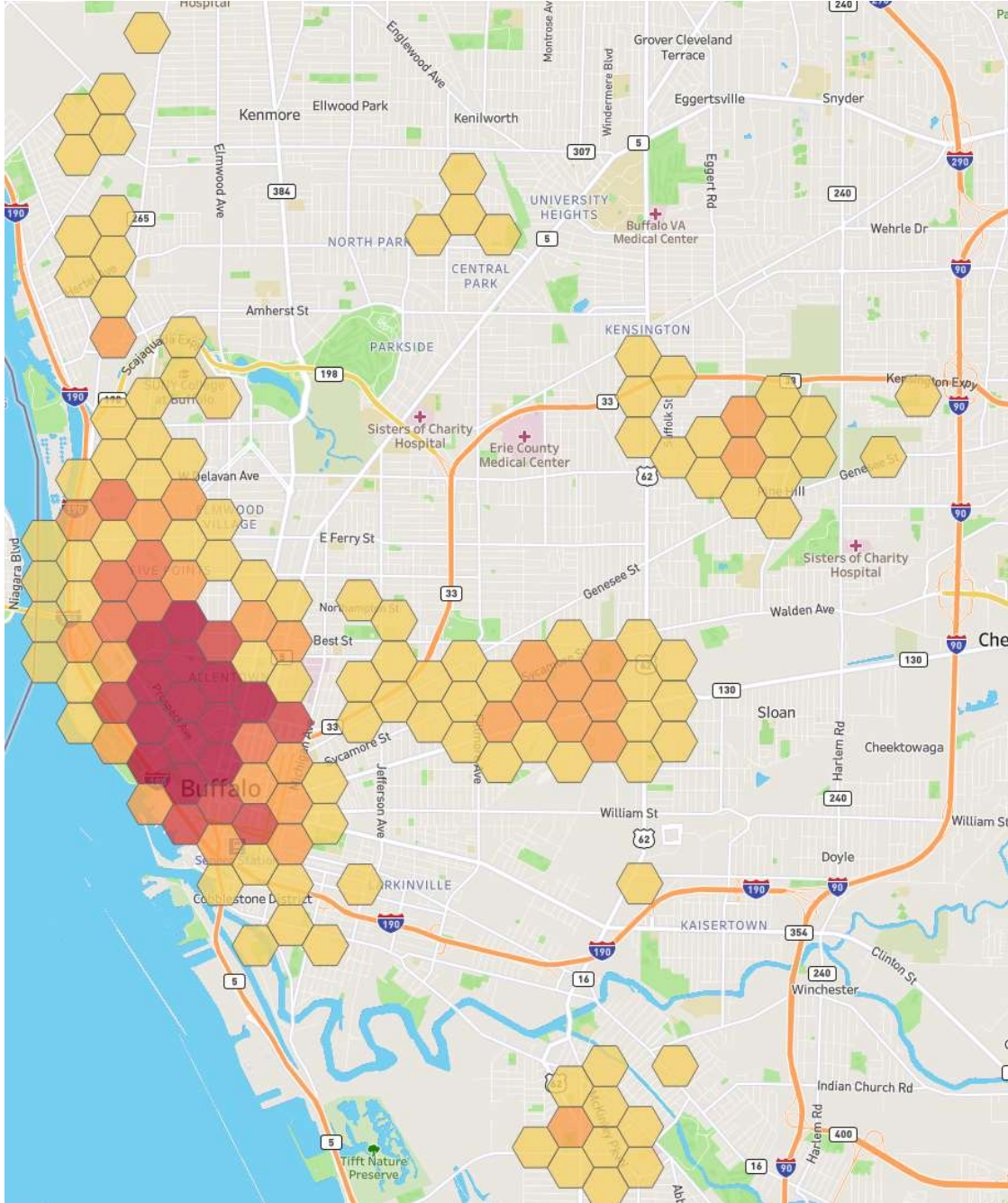
Hot spot locations based on statistical approximations. Grid resolution differs depending on area of analysis. For more information, contact data analyst at Jason.meurlin@erie.gov

Overdose Report Heat Map, Erie County, July 2024

Moderate Overdose Activity



Very High Overdose Activity



Based on **104** non-fatal and fatal overdose reports from law enforcement, aggregated by the High Intensity Drug Trafficking Area (HIDTA) Office, 7/1/2024 – 7/31/2024. Grid spacing = 500 meters.

Hot spot locations based on statistical approximations. Grid resolution differs depending on area of analysis. For more information, contact data analyst at Jason.meurlin@erie.gov