

# Monthly Report, August 2024

## Office of Harm Reduction

### Erie County Department of Health



**Erie County  
Department of  
Health**



**Public Health**  
Prevent. Promote. Protect.

## Summary

- Non-fatal overdose reports increased in August compared to July
- More outreach events conducted in August than in any prior month
- Office of Harm Reduction table at Erie County Fair drew significant attention
  - Significantly more naloxone distributed at the fair than in prior years
- Significantly more training sessions held in August compared to July

## Safety Messages

The Erie County Department of Health (ECDOH) offers harm reduction supplies and peer support – call (716) 858-7695. Other ways to reduce the risk of harm from drug use:

- **Carry Narcan**, and know how and when to use it. Text (716) 225-5473 to have Narcan and fentanyl test strips mailed to you at no cost.
- **Never use alone**. Have Narcan and a friend with you who is not using drugs, or contact a service like Never Use Alone ([neverusealone.com](https://neverusealone.com))
- **Test your drugs for fentanyl** even if you think it is cocaine or another substance that is not an opioid. Free test strips available from the Erie County Department of Health. Call (716) 858-7695.
- **Seek support**. ECDOH has peer navigators and a family coordinator; call (716) 858-7695.
- **Seek treatment**. Local hospital emergency departments can connect patients to immediate medication assisted treatment. Ask for MATTERS Network.

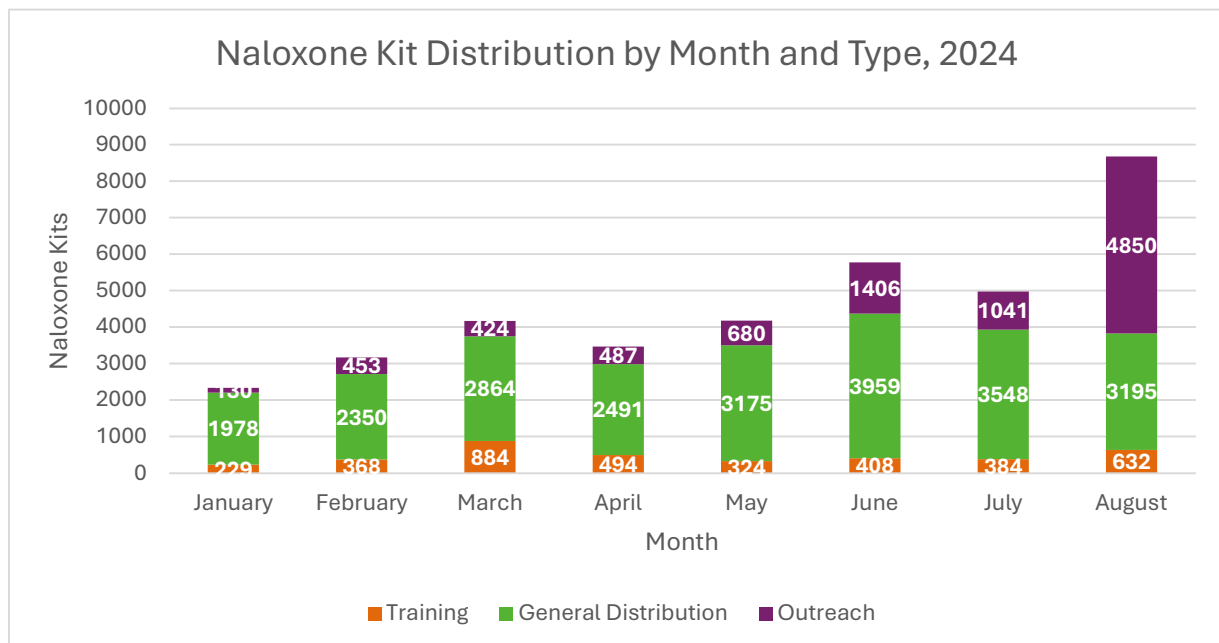
## Supply Distribution

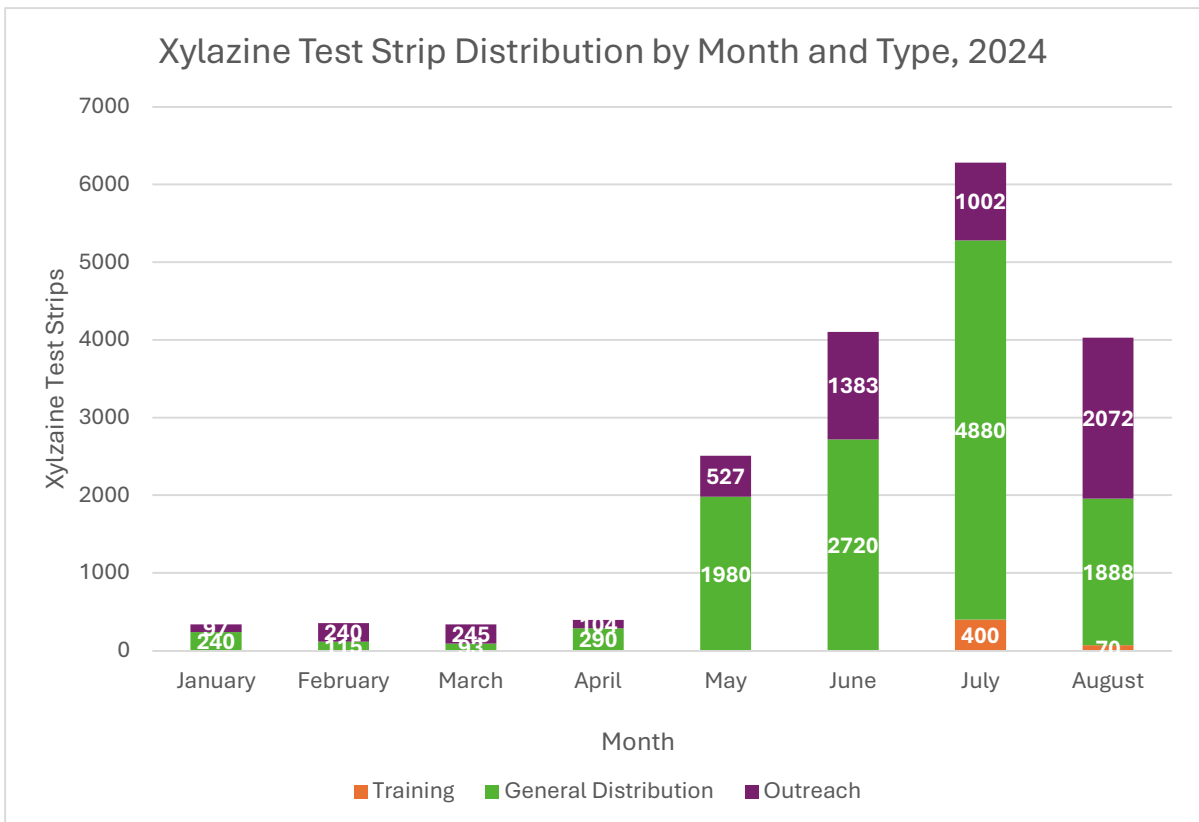
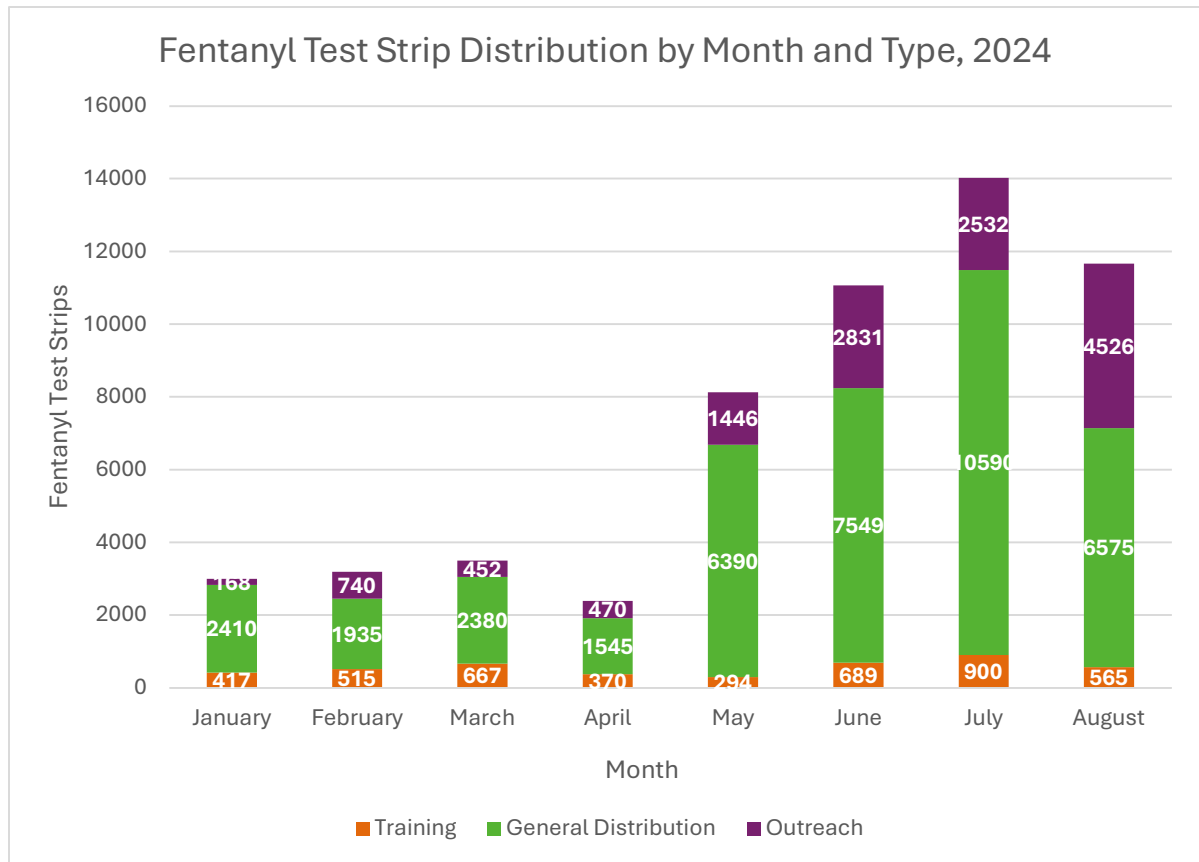
### Total Supply Distribution, January - August 2024

Supply Type	Training Sessions	General Distribution	Outreach	Total
Naloxone Kits	3,885	25,176	9,880	38,941
Fentanyl Test Strips	4,417	39,284	13,330	57,031
Xylazine Test Strips	509	12,186	5,755	18,450

### Supply Distribution by Month, January - August 2024

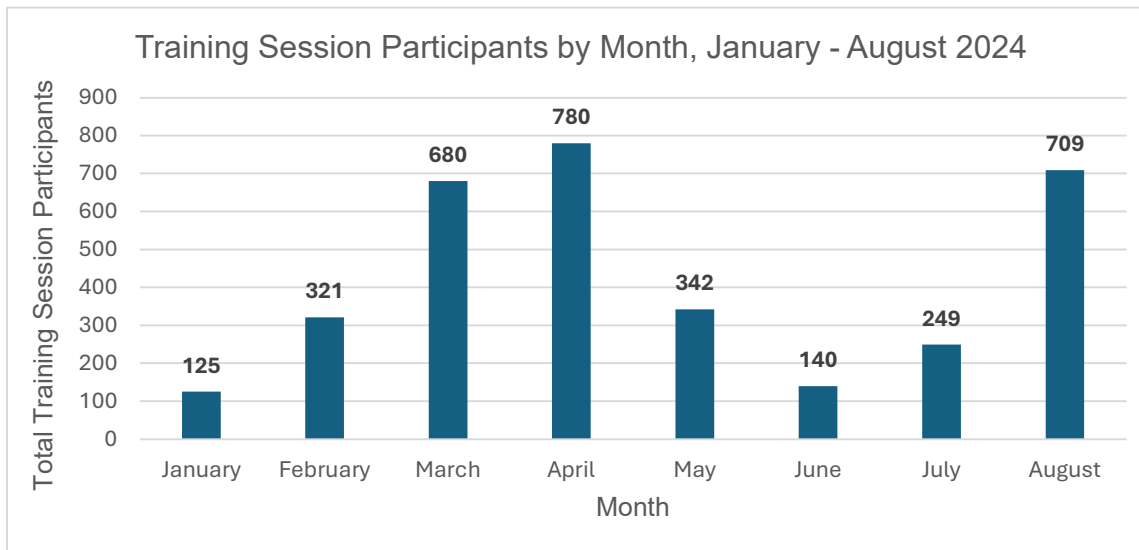
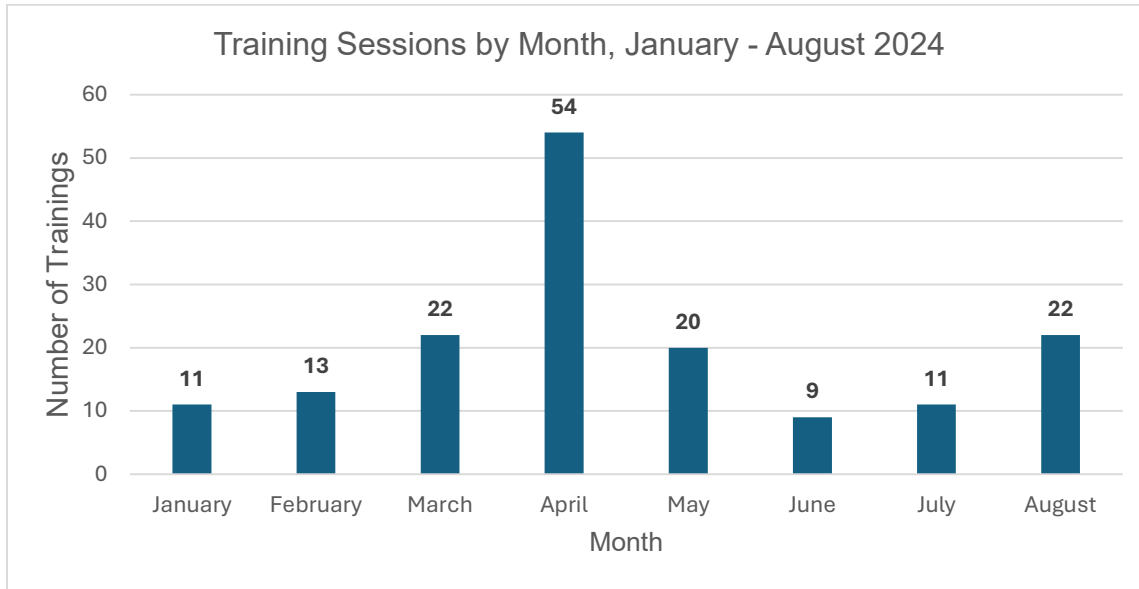
Month	Naloxone Kits	Fentanyl Test Strips	Xylazine Test Strips
January	2,582	2,995	337
February	3,415	3,190	355
March	4,226	3,499	338
April	4,026	2,385	394
May	4,388	8,130	2,492
June	6,226	10,969	4,073
July	5,401	14,182	6,392
August	8,677	11,666	4,030



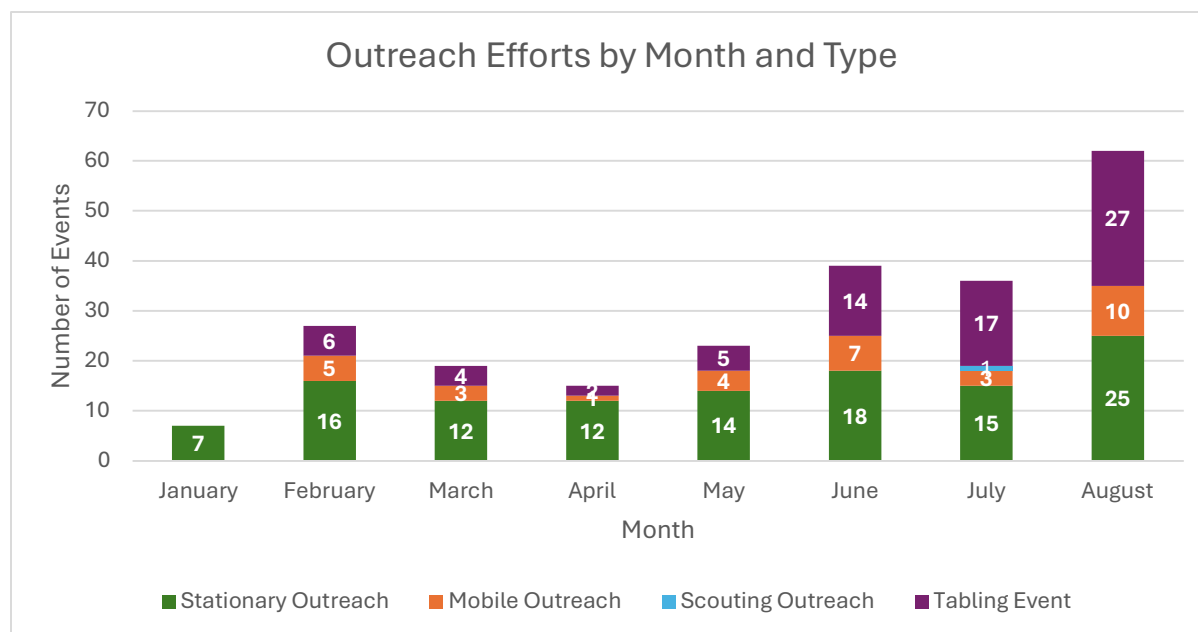


## Training Sessions

Trainings session included in this report are those conducted by Office of Harm Reduction staff, and do not include other naloxone-use training conducted by community partners.



## Outreach Efforts

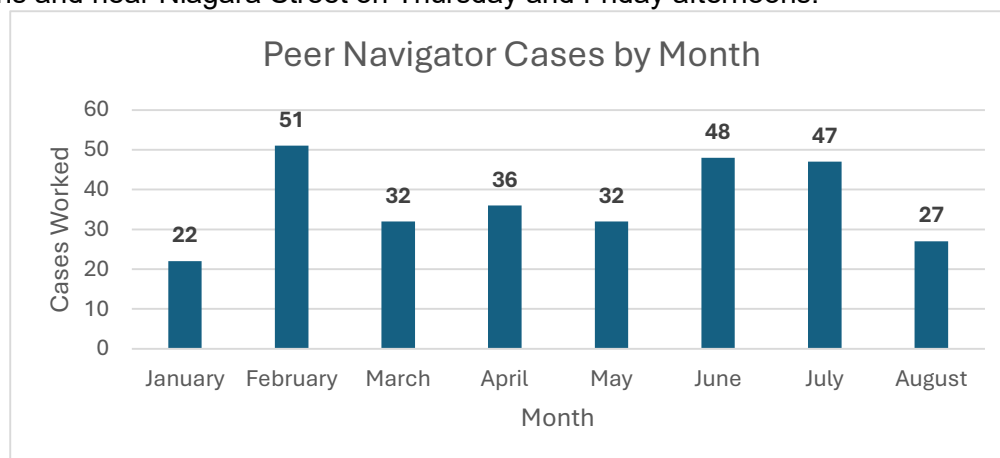


Outreach efforts include scheduled weekly outreach at designated locations, as well as sporadic outreach into new locations.

The regular outreach schedule for Summer 2024 is provided below:

- Rath Building, 158 Pearl Street: Tuesdays from 11:00 AM – 3:00 PM
- Friends of Night People, 394 Hudson Street: Tuesdays from 9:00 AM – 11:00 AM
- St. Luke's Mission of Mercy, 325 Walden Avenue: Thursdays from 10:00 AM – 12:00 PM
- St. John Kanty Church, 101 Swineburn Street: Thursdays from 12:00 PM - 3:30 PM
- Main Street and Utica Street Intersection: Fridays from 10:00 AM – 12:00 PM
- Erie County Health Mall, 1500 Broadway Street: Fridays from 4:00 PM to 7:00 PM

We also conduct regular street/walking outreach in the Grant Ferry neighborhood on Friday afternoons and near Niagara Street on Thursday and Friday afternoons.

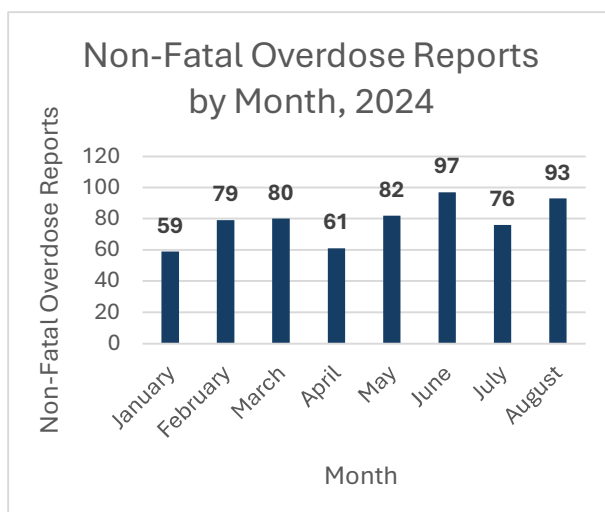


Cases are defined as individuals who Peer Navigators have attempted to reach via phone call, letter, or home visit. Dates are based on date of first contact attempt.

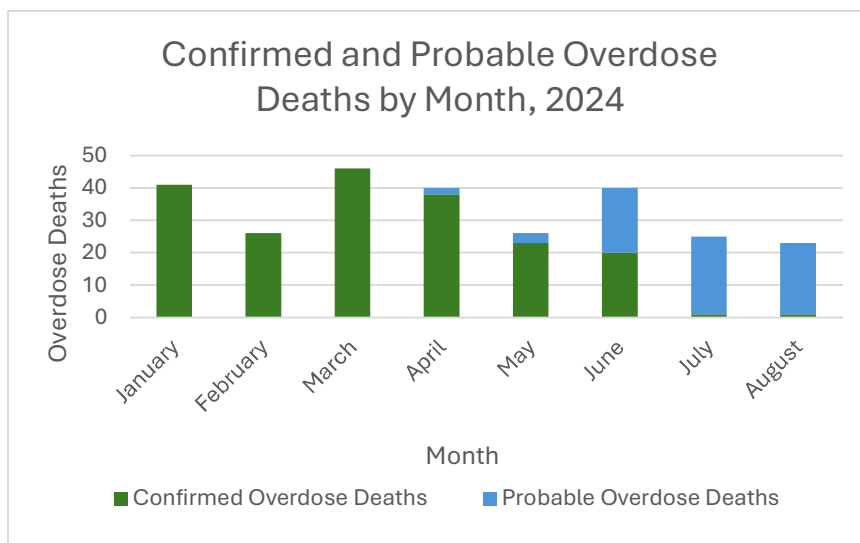
## Overdose Trends

Month	Non-Fatal Overdose Reports
January	59
February	79
March	80
April	61
May	82
June	97
July	76
August	93
<b>Total</b>	<b>627</b>

Non-fatal overdoses tabulated from police reports, aggregated by HIDTA office.



Month	Confirmed Overdose Deaths	Probable Overdose Deaths	Total Deaths
January	41	0	41
February	26	0	26
March	46	0	46
April	38	2	40
May	23	3	26
June	20	20	40
July	1	24	25
August	1	22	23
<b>Total</b>	<b>196</b>	<b>71</b>	<b>267</b>



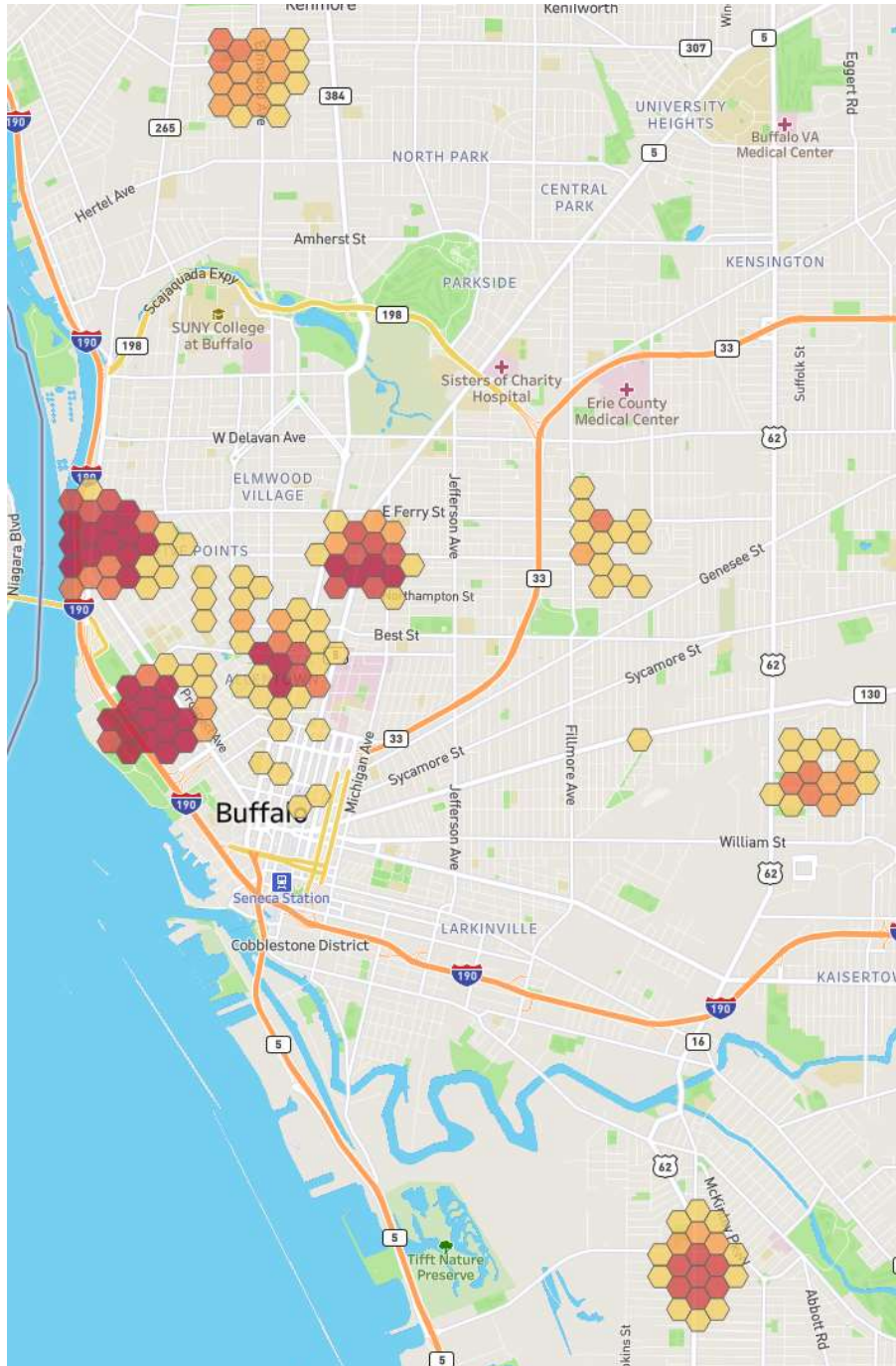
Overdose death data collected from Erie County Medical Examiner's Office; data last updated 9/4/2024.

## Overdose Report Heat Map, City of Buffalo, August 2024

Moderate Overdose  
Activity



Very High  
Overdose Activity



Based on non-fatal and fatal overdose reports from law enforcement, aggregated by the High Intensity Drug Trafficking Area (HIDTA) Office, 8/1/2024 – 8/31/2024. Grid spacing = 225 meters.

Hot spot locations based on statistical approximations. Grid resolution differs depending on area of analysis. For more information, contact data analyst at [Jason.meurlin@erie.gov](mailto:Jason.meurlin@erie.gov)

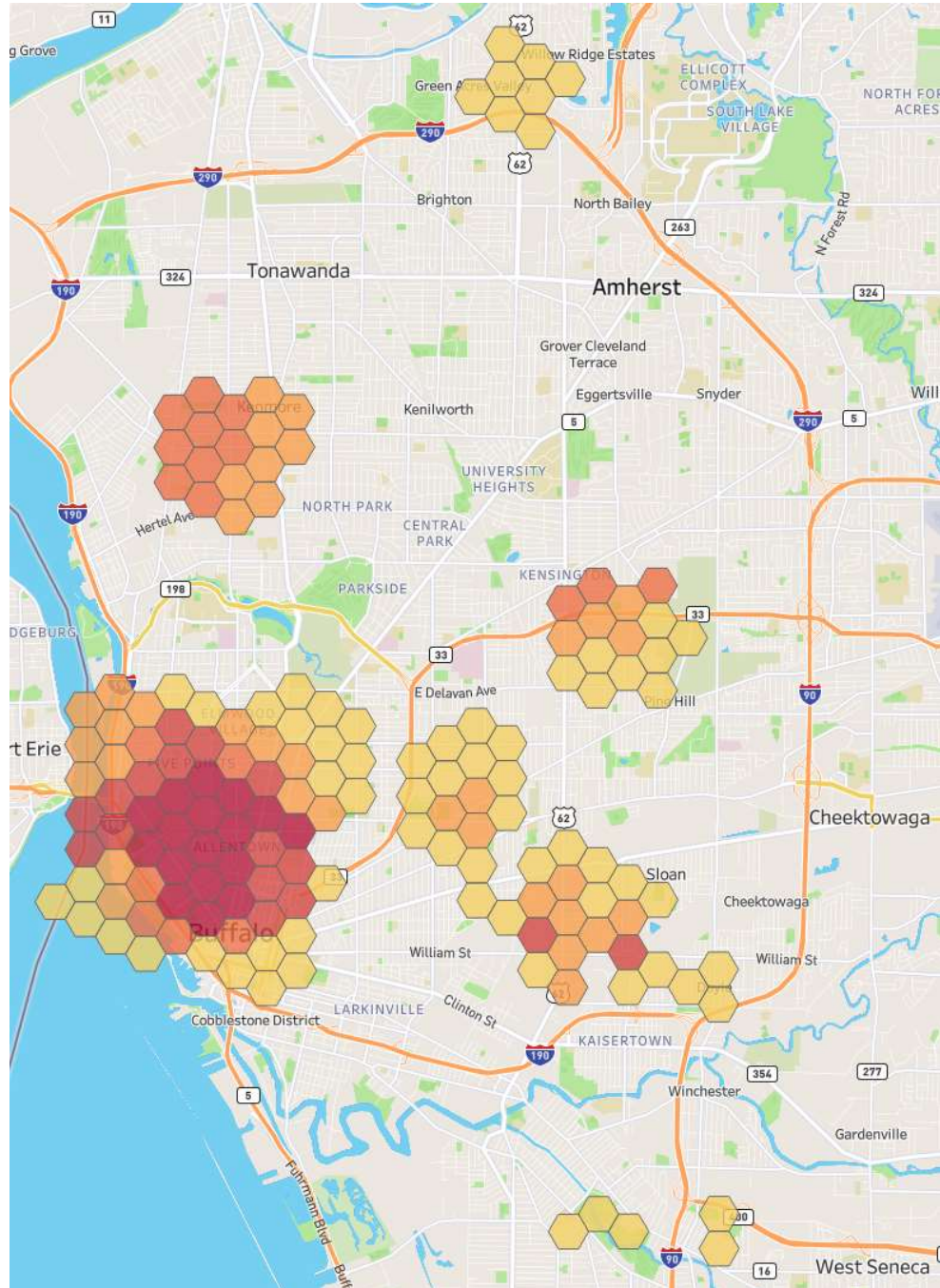


## Overdose Report Heat Map, Erie County, August 2024

Moderate Overdose  
Activity



Very High  
Overdose Activity



Based on non-fatal and fatal overdose reports from law enforcement, aggregated by the High Intensity Drug Trafficking Area (HIDTA) Office, 8/1/2024 – 8/31/2024. Grid spacing = 550 meters.

Hot spot locations based on statistical approximations. Grid resolution differs depending on area of analysis. For more information, contact data analyst at [Jason.meurlin@erie.gov](mailto:Jason.meurlin@erie.gov)