



## NEW YORK STATE AND ERIE COUNTY WEEKLY RESPIRATORY SURVEILLANCE REPORT WEEK ENDING NOVEMBER 15, 2025

### New York State Department of Health (NYSDOH) Respiratory Surveillance

#### A. NYSDOH Weekly Summary:

##### Influenza

- 3,437 laboratory-confirmed cases were reported this week. This is a 41% increase from the previous week.
- There have been 0 influenza-associated pediatric deaths reported this season.

##### COVID-19

- 1,772 laboratory-confirmed cases were reported this week. This is a 17% decrease from the previous week.
- There have been 0 COVID-19-associated pediatric deaths reported this season.

##### RSV

- 1,269 laboratory-confirmed cases were reported this week. This is a 21% increase from the previous week.
- There have been 0 RSV-associated pediatric deaths reported this season.

Source: [NYSDOH Respiratory Surveillance Report](#)

##### Influenza Laboratory-Confirmed Cases<sup>2</sup>

	Cases:
Current Week:	3,437
Previous Week:	2,442
% Change from Previous Week:	41% ▲
Season-to-Date:	9,858

##### COVID-19 Laboratory-Confirmed Cases<sup>2</sup>

	Cases:
Current Week:	1,772
Previous Week:	2,136
% Change from Previous Week:	-17% ▼
Season-to-Date:	19,077

##### RSV Laboratory-Confirmed Cases<sup>2</sup>

	Cases:
Current Week:	1,269
Previous Week:	1,053
% Change from Previous Week:	21% ▲
Season-to-Date:	5,017

##### Influenza Hospitalizations<sup>3</sup>

	Hospitalizations:
Current Week:	208
Previous Week:	110
% Change from Previous Week:	89% ▲
Season-to-Date:	532

##### COVID-19 Hospitalizations<sup>3</sup>

	Hospitalizations:
Current Week:	287
Previous Week:	300
% Change from Previous Week:	-4% ▼
Season-to-Date:	2,525

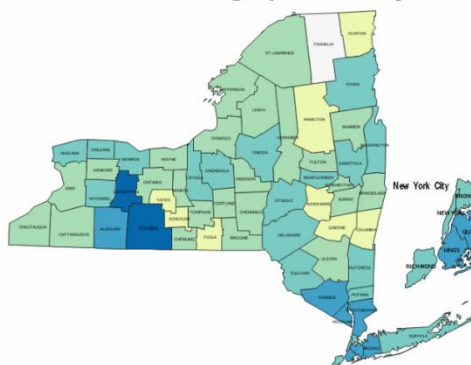
##### RSV Hospitalizations<sup>3</sup>

	Hospitalizations:
Current Week:	126
Previous Week:	90
% Change from Previous Week:	40% ▲
Season-to-Date:	433

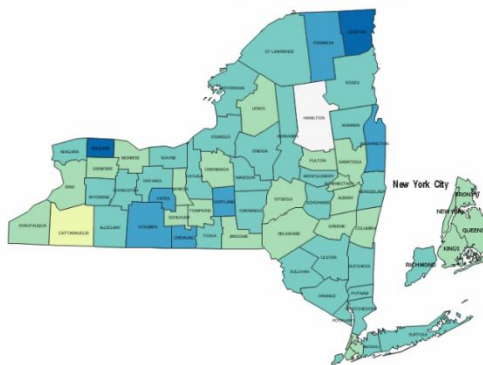
Trend Since Last Report Legend: ▲ = Increasing ▼ = Decreasing ► = Stable

#### B. NYS County Summary:

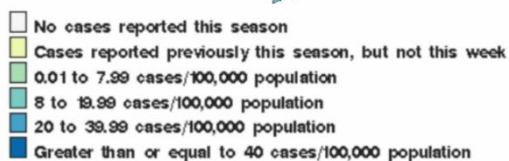
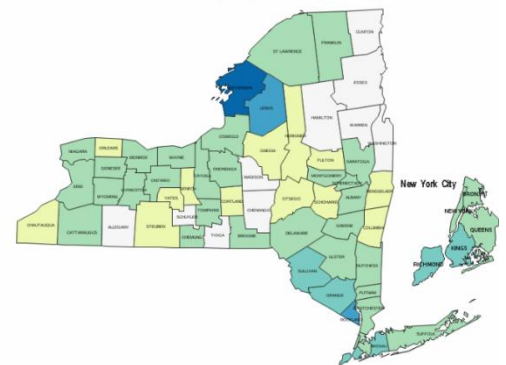
##### Influenza Geographic Activity



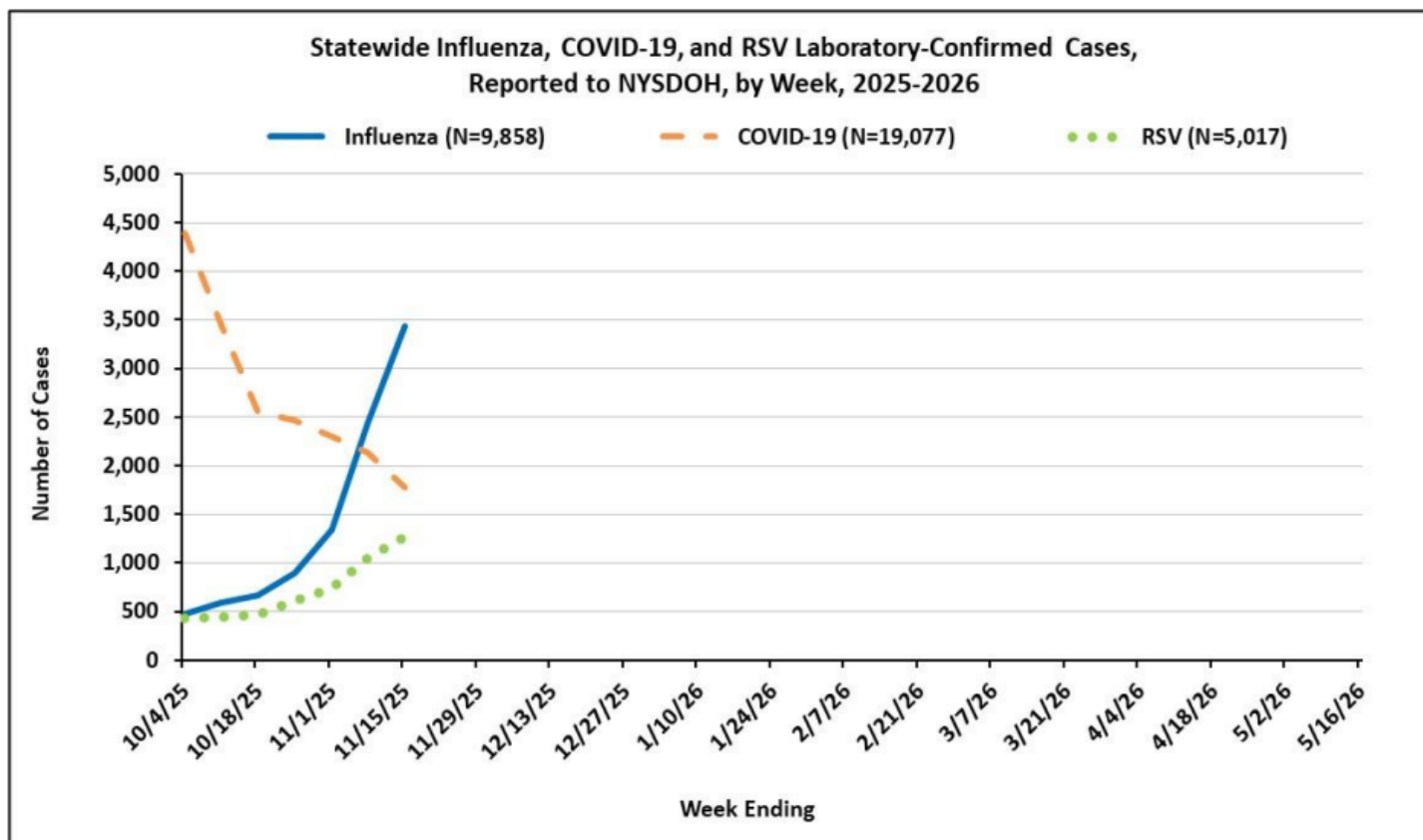
##### COVID-19 Geographic Activity



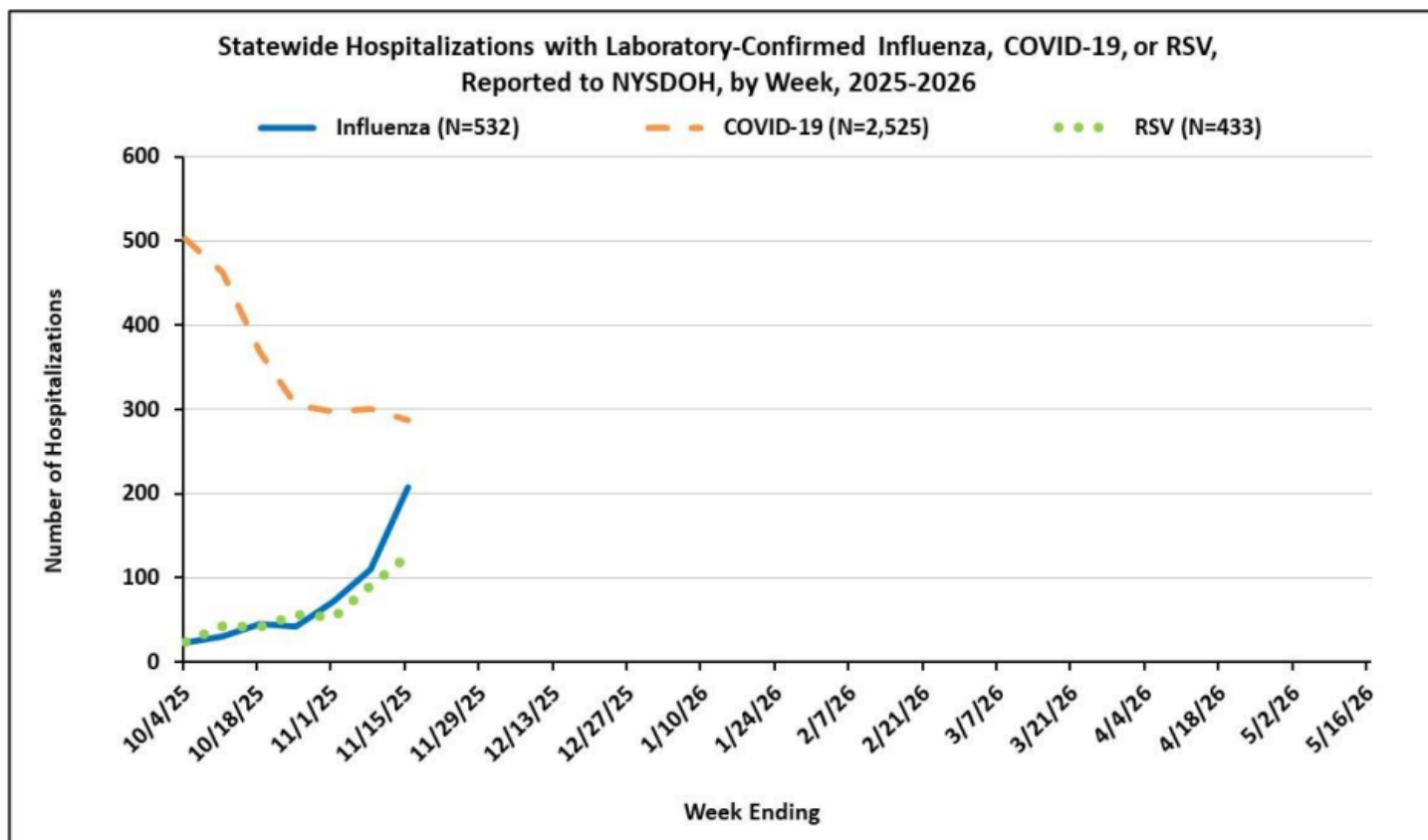
##### RSV Geographic Activity



### C. NYS – Laboratory-Confirmed Cases of Influenza, COVID-19, and RSV



### D. NYS – Hospitalizations with Laboratory-Confirmed Influenza, COVID-19, or RSV

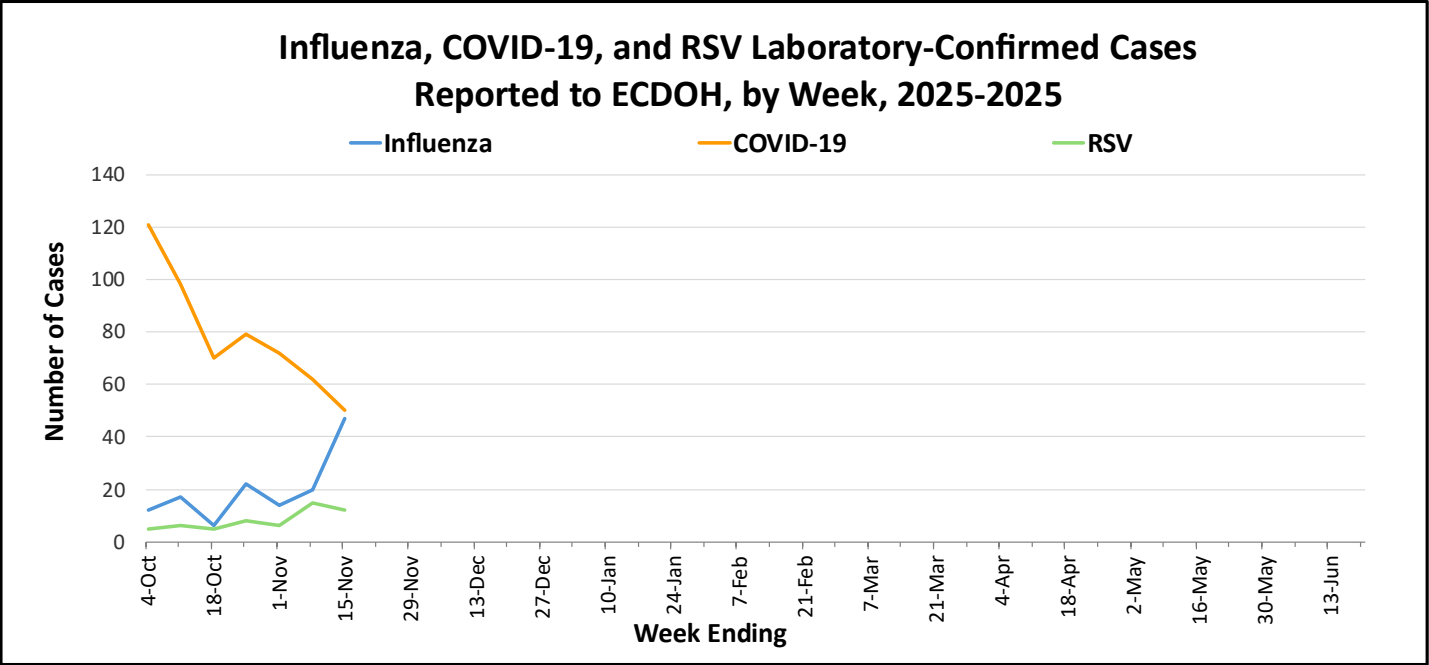


Erie County Department of Health (ECDOH) Respiratory Surveillance

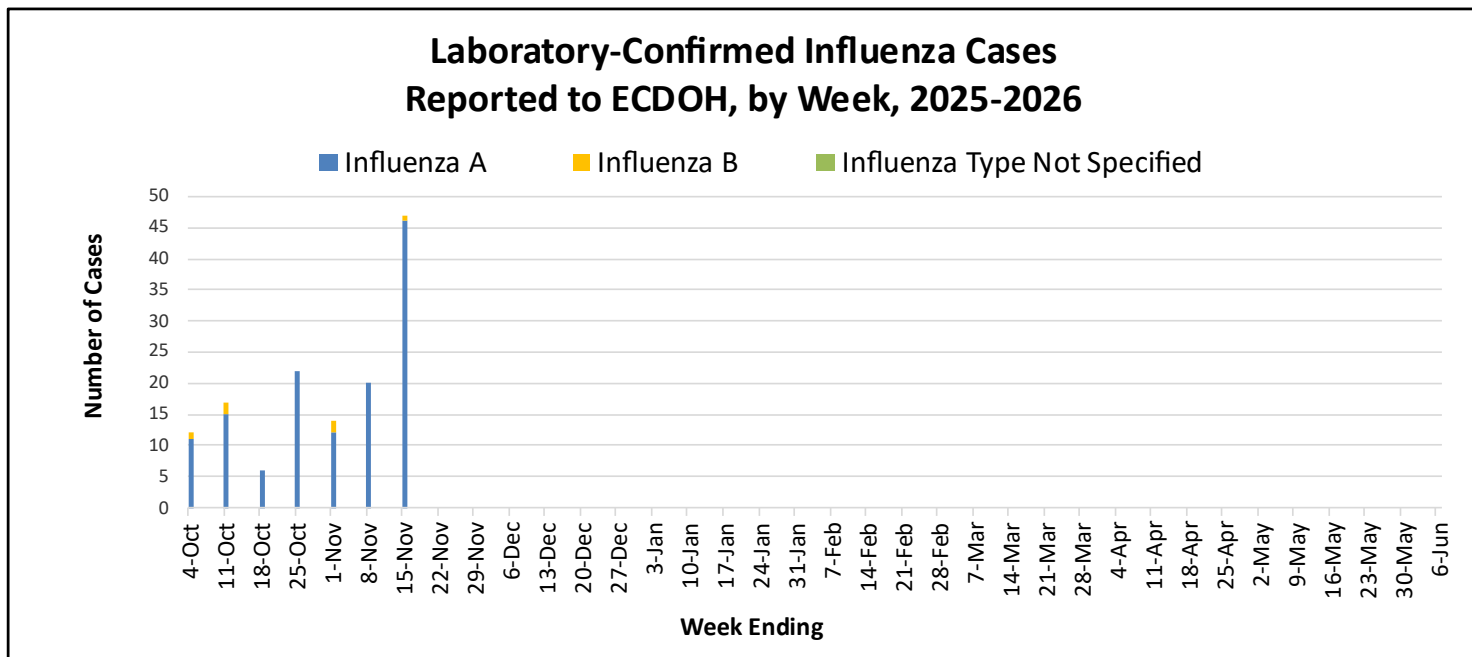
A. ECDOH Weekly Summary:

- Influenza
- 47 laboratory-confirmed cases were reported this week. Laboratory-confirmed cases more than doubled compared to the 20 laboratory-confirmed cases reported the previous week.
  - Of 47 positive laboratory-confirmed influenza reports, 46 were positive for influenza A and 1 was positive for influenza B.
  - There have been 0 influenza-associated pediatric deaths reported to Erie County this season.
- COVID-19
- 50 laboratory-confirmed cases were reported this week. This is a 24% decrease from the previous week.
  - There have been 0 COVID-19-associated pediatric deaths reported to Erie County this season.
- RSV
- 12 laboratory-confirmed cases were reported this week. This is a 24% decrease from the previous week.
  - There have been 0 RSV-associated pediatric deaths reported to Erie County this season.

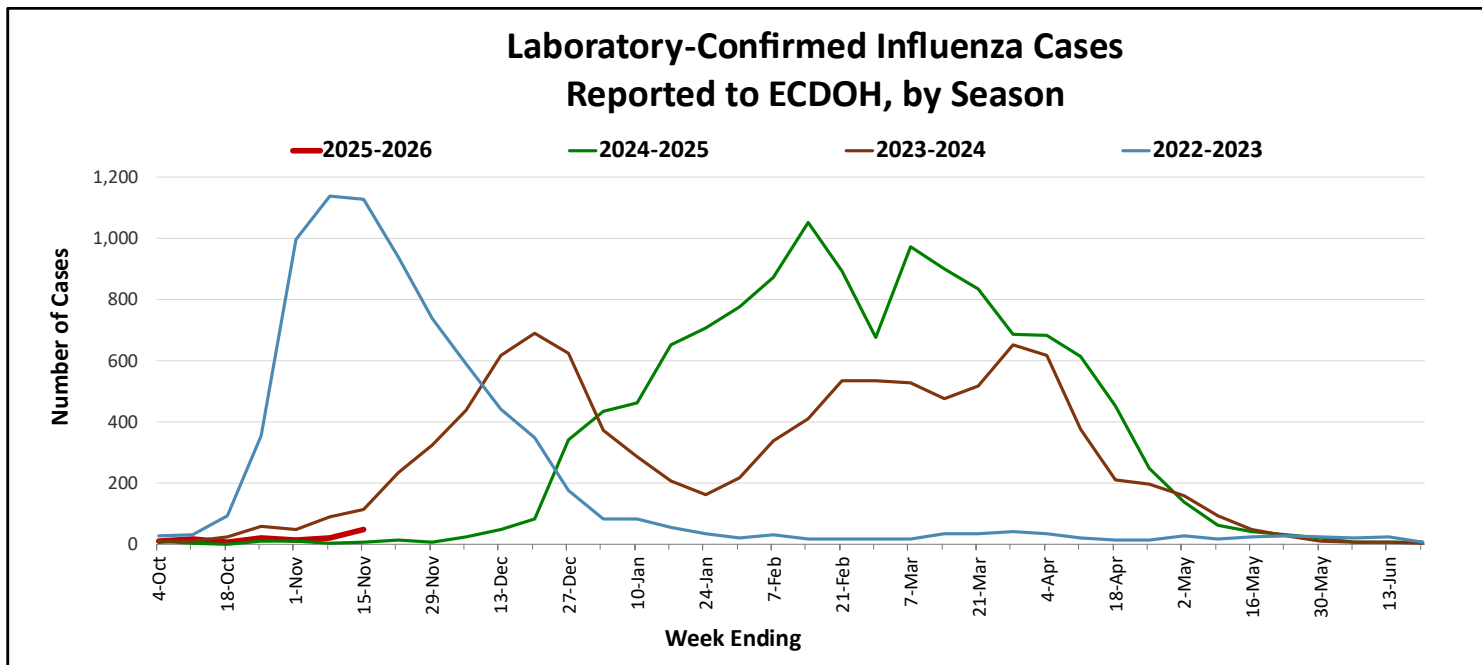
B. Erie County – Laboratory-Confirmed Cases of Influenza, COVID-19, and RSV



### C. Erie County – Laboratory-Confirmed Cases of Influenza by Week



### D. Erie County - Laboratory-Confirmed Cases of Influenza by Season



## Influenza Data Sources and Methods:

Reporting of laboratory-confirmed influenza is mandated under the New York State Sanitary Code (10NYCRR 2.10) and Public Health Law (PHL 2102). Full-service licensed clinical laboratories, and optionally, other laboratories, electronically report positive influenza laboratory test results via the NYSDOH Electronic Clinical Laboratory Reporting System (ECLRS). Influenza data reported to ECLRS is not intended to represent all influenza illnesses as clinical diagnoses, diagnoses based on testing in doctors' offices (e.g., rapid tests), and diagnoses based on serology are not required to be reported to NYSDOH. Despite these limitations, the data can provide useful situational awareness (e.g, trend) information during an influenza season.

ECDOH collects, compiles, analyzes information on influenza activity and generates this report weekly during the influenza season (October through the following May).

## For More Information:

- [Erie County Department of Health – Influenza \(Flu\) Information](#)
- [New York State Department of Health Influenza Activity Report](#)
- [New York State Department of Health Flu Tracker](#)

<sup>1</sup> Information about respiratory monitoring in New York City (NYC) is available from the NYC Department of Health and Mental Hygiene website at: [https://www.nyc.gov/assets/doh/respiratory-illness-data/index.html#/. National respiratory surveillance data are available on the CDC's Respiratory Illness Data Channel website at: <https://www.cdc.gov/respiratory-viruses/data/index.html>.](https://www.nyc.gov/assets/doh/respiratory-illness-data/index.html#/)

<sup>2</sup> The [Electronic Clinical Laboratory Reporting System \(ECLRS\)](#) provides laboratories that serve New York State with a single electronic system for secure and rapid transmission of reportable disease information to the New York State Department of Health (NYSDOH), county health departments, and the New York City Department of Health and Mental Hygiene (NYCDOHMH).

<sup>3</sup> Hospitals report weekly the number of patients hospitalized with confirmed influenza, COVID-19, and RSV to the [Health Electronic Response Data System \(HERDS\)](#).