

# Provisional Reportable Communicable Diseases in Erie County

## as of 1/30/2025

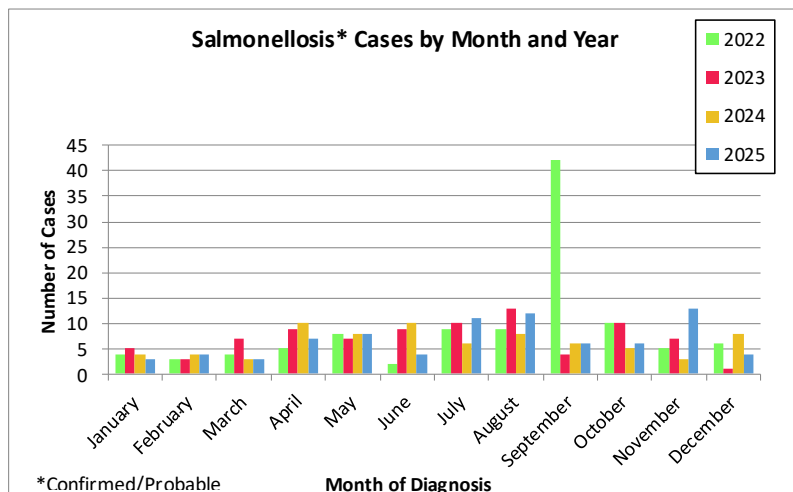
### 1. Selected Reportable Communicable Diseases in Erie County

#### Gastrointestinal Diseases

##### Salmonellosis\* Cases

Month	2022	2023	2024	2025
January	4	5	4	3
February	3	3	4	4
March	4	7	3	3
April	5	9	10	7
May	8	7	8	8
June	2	9	10	4
July	9	10	6	11
August	9	13	8	12
September	42	4	6	6
October	10	10	5	6
November	5	7	3	13
December	6	1	8	4
Total	107	85	75	81

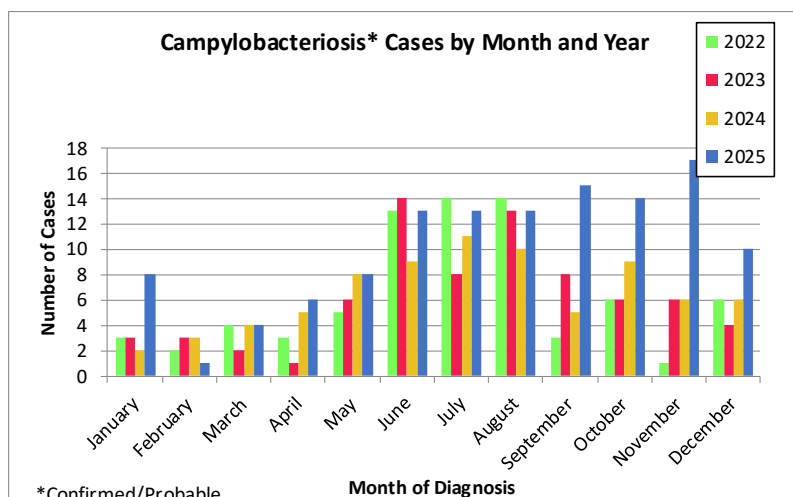
\*Confirmed/Probable



##### Campylobacteriosis\* Cases

Month	2022	2023	2024	2025
January	3	3	2	8
February	2	3	3	1
March	4	2	4	4
April	3	1	5	6
May	5	6	8	8
June	13	14	9	13
July	14	8	11	13
August	14	13	10	13
September	3	8	5	15
October	6	6	9	14
November	1	6	6	17
December	6	4	6	10
Total	74	74	78	122

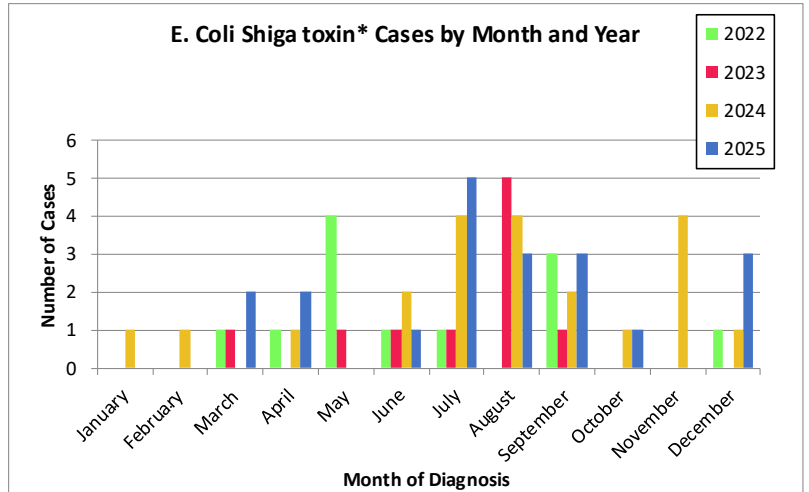
\*Confirmed/Probable



### E. Coli Shiga toxin\* Cases

Month	2022	2023	2024	2025
January	0	0	1	0
February	0	0	1	0
March	1	1	0	2
April	1	0	1	2
May	4	1	0	0
June	1	1	2	1
July	1	1	4	5
August	0	5	4	3
September	3	1	2	3
October	0	0	1	1
November	0	0	4	0
December	1	0	1	3
Total	12	10	21	20

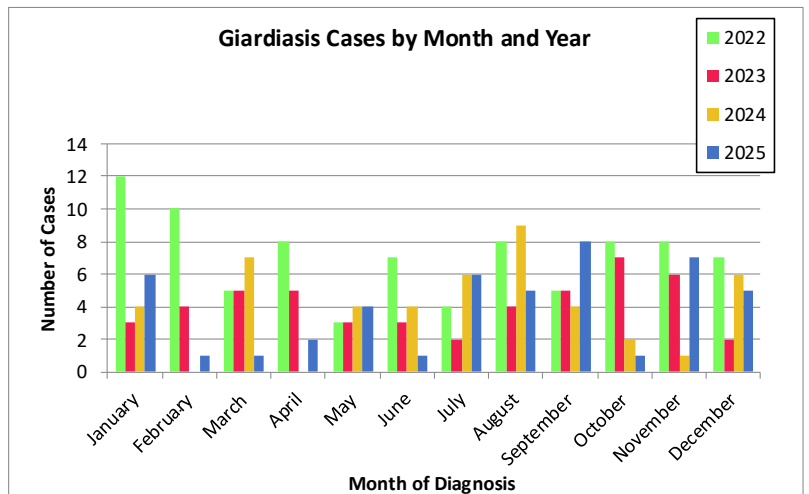
\*Confirmed/Probable



### Giardiasis Cases

Month	2022	2023	2024	2025
January	12	3	4	6
February	10	4	0	1
March	5	5	7	1
April	8	5	0	2
May	3	3	4	4
June	7	3	4	1
July	4	2	6	6
August	8	4	9	5
September	5	5	4	8
October	8	7	2	1
November	8	6	1	7
December	7	2	6	5
Total	85	49	47	47

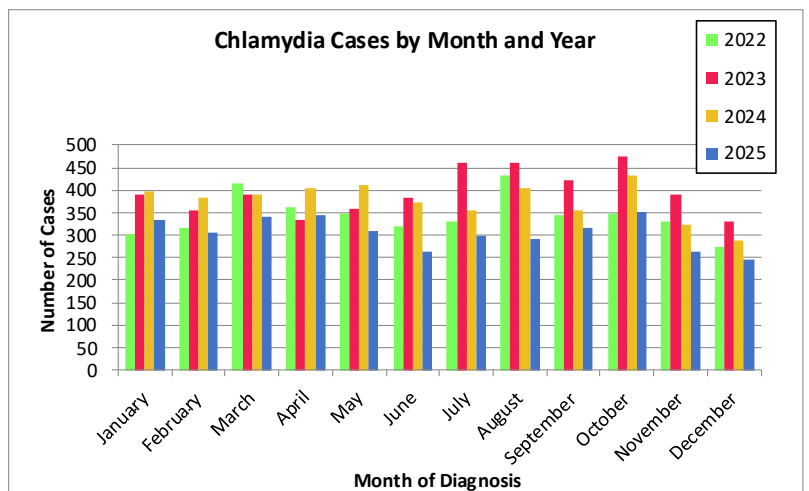
\*Confirmed/Probable



### Sexually Transmitted Infections

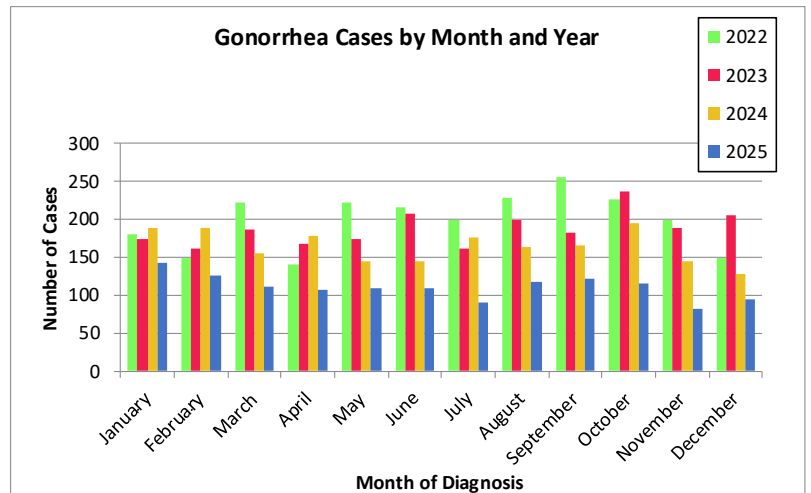
#### Chlamydia Cases

Month	2022	2023	2024	2025
January	303	389	396	334
February	316	356	383	305
March	415	390	391	342
April	361	335	404	345
May	347	360	412	310
June	318	384	373	264
July	329	460	356	299
August	432	462	404	291
September	343	421	354	315
October	347	476	431	350
November	329	390	323	264
December	275	331	287	246
Total	4115	4754	4514	3665



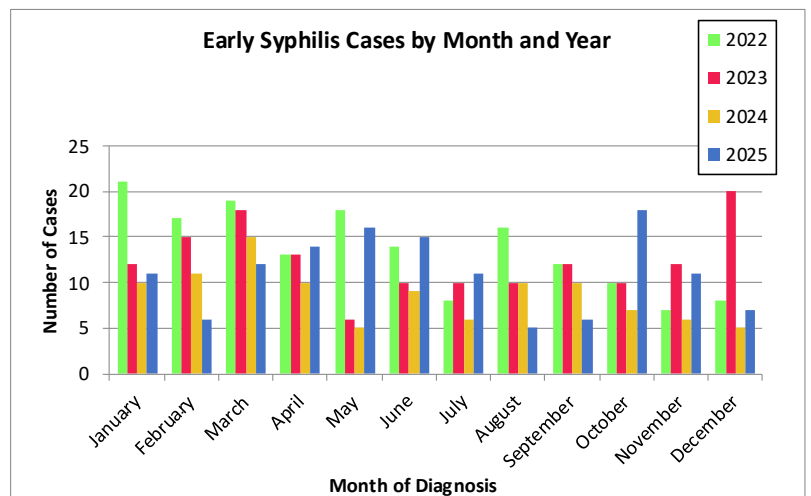
## Gonorrhea Cases

Month	2022	2023	2024	2025
January	180	174	188	143
February	149	161	188	126
March	221	187	155	111
April	141	168	177	106
May	222	173	144	108
June	215	206	144	108
July	198	161	175	89
August	227	198	164	117
September	254	182	166	122
October	226	237	194	116
November	198	188	145	81
December	149	205	128	95
Total	2380	2240	1968	1322



## Early Syphilis Cases

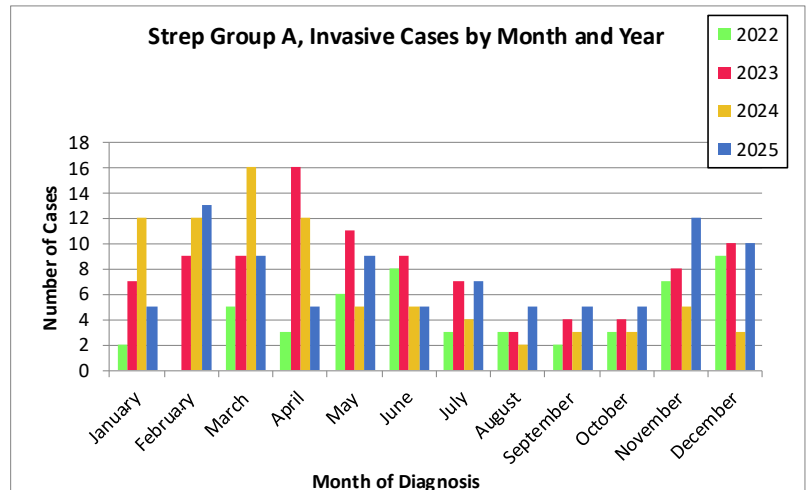
Month	2022	2023	2024	2025
January	21	12	10	11
February	17	15	11	6
March	19	18	15	12
April	13	13	10	14
May	18	6	5	16
June	14	10	9	15
July	8	10	6	11
August	16	10	10	5
September	12	12	10	6
October	10	10	7	18
November	7	12	6	11
December	8	20	5	7
Total	163	148	104	132



## Other Diseases

### Strep Group A, Invasive Cases

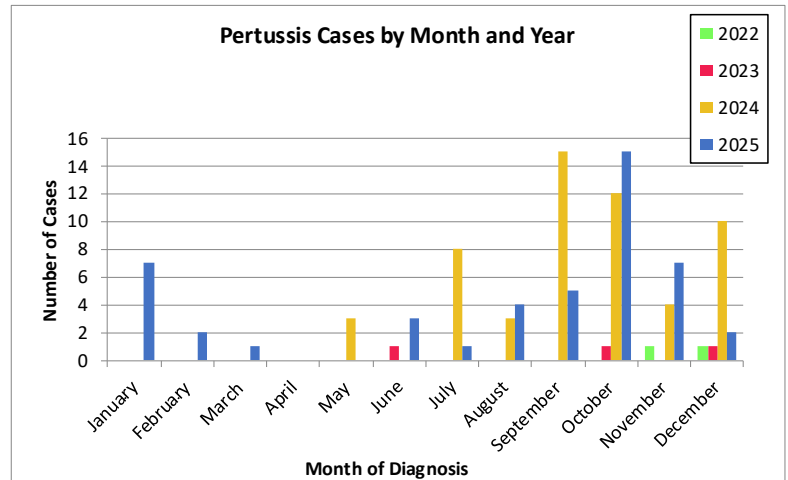
Month	2022	2023	2024	2025
January	2	7	12	5
February	0	9	12	13
March	5	9	16	9
April	3	16	12	5
May	6	11	5	9
June	8	9	5	5
July	3	7	4	7
August	3	3	2	5
September	2	4	3	5
October	3	4	3	5
November	7	8	5	12
December	9	10	3	10
Total	51	97	82	90



### Pertussis\* Cases

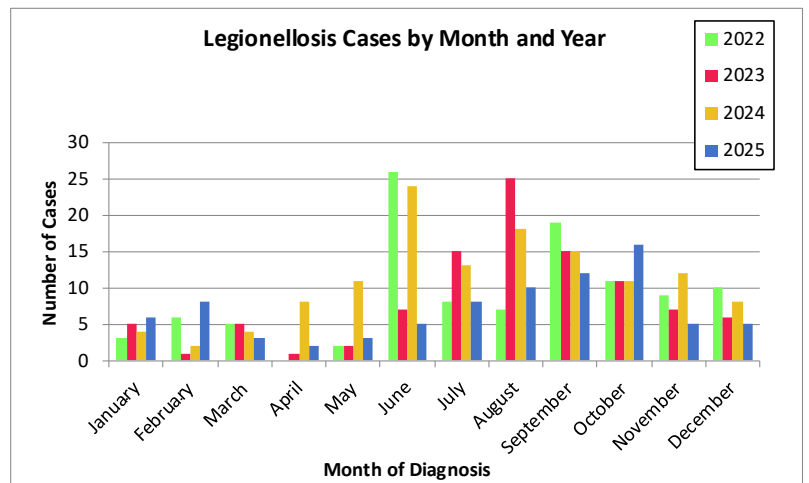
Month	2022	2023	2024	2025
January	0	0	0	7
February	0	0	0	2
March	0	0	0	1
April	0	0	0	0
May	0	0	3	0
June	0	1	0	3
July	0	0	8	1
August	0	0	3	4
September	0	0	15	5
October	0	1	12	15
November	1	0	4	7
December	1	1	10	2
Total	2	3	55	47

\*Confirmed/Probable



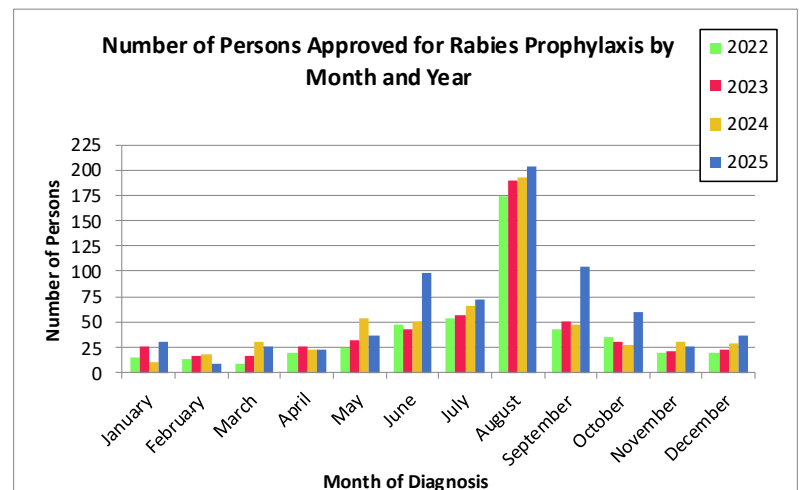
### Legionellosis Cases

Month	2022	2023	2024	2025
January	3	5	4	6
February	6	1	2	8
March	5	5	4	3
April	0	1	8	2
May	2	2	11	3
June	26	7	24	5
July	8	15	13	8
August	7	25	18	10
September	19	15	15	12
October	11	11	11	16
November	9	7	12	5
December	10	6	8	5
Total	106	100	130	83



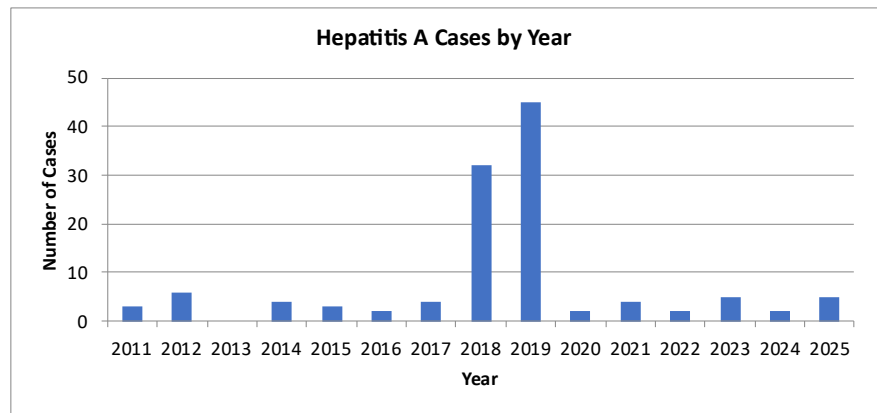
### Number of Persons Approved for Rabies Prophylaxis

Month	2022	2023	2024	2025
January	15	26	10	31
February	14	16	18	9
March	8	17	31	26
April	19	25	22	22
May	24	32	53	37
June	47	42	50	98
July	54	57	66	72
August	174	189	192	203
September	42	51	47	105
October	35	30	27	60
November	19	21	31	26
December	19	22	29	37
Total	470	528	576	726



## Hepatitis A Cases

Year	Cases
2011	3
2012	6
2013	0
2014	4
2015	3
2016	2
2017	4
2018	32
2019	45
2020	2
2021	4
2022	2
2023	5
2024	2
2025	5



## 2. Reportable Communicable Diseases in New York State by County

The following link provides statewide annual reports on the number of cases and rates per 100,000 population of communicable diseases in New York State by disease and county.

<https://www.health.ny.gov/statistics/diseases/communicable/>